FPH
A Lopez Group Company
POWERED BY GOOD

September 11, 2026

NOTICE AND AGENDA OF ANNUAL MEETING OF STOCKHOLDERS

TO : ALL STOCKHOLDERS
FIRST PHILIPPINE HOLDINGS CORPORATION

Please take notice that the Annual Meeting of the Stockholders of our Corporation will be held virtually via this link: ***https://conveneagm.com/ph/fphc2026*** on ***Friday, September 25, 2026,*** at ***10:00 a.m.*** to discuss the following:

1. Call to Order
2. Proof of Required Notice
3. Determination of Quorum
4. Approval of the Minutes of the May 29, 2025 Stockholders' Meeting
5. Reports of the Chairman & the President
6. Approval/Ratification of the December 31, 2025 Reports and the Audited Financial Statements
7. Ratification of the Acts of the Board, of the Executive Committee, other Board Committees and of Management
8. Election of Directors
9. Appointment of External Auditors
10. Other Matters
11. Adjournment

For purposes of the meeting, only stockholders of record as of August 5, 2026 are entitled to attend and to vote in the said meeting. We encourage shareholders to participate in this virtual meeting of the shareholders either personally or by proxy.

All stockholders who will not, are unable, or do not expect to attend the virtual meeting personally may choose to execute and send a valid proxy in writing to the Office of the Corporate Secretary, 6th Floor Rockwell Business Center Tower 3, Ortigas Avenue, Pasig City or through *corporatesecretary@fphc.com* in digital/electronic form on or before September 15, 2026. Proxies shall be validated until September 18, 2026. Electronic copies of the Corporation's Information Statement, Management Report, SEC Form 17-A and other pertinent documents will be available at the company website ***http:// www.fphc.com*** and likewise uploaded to the PSE's EDGE disclosure system after the approval of the Information Statement.

Online voting and participation by remote communication will be available for all qualified stockholders. Stockholders who wish to vote online and participate by remote communication will be required to register not later than September 15, 2026. Please refer to Annex "A" for the Registration and Validation Procedures.

By order of the Board of Directors.

ENRIQUE I. QUIASON
Corporate Secretary

EXPLANATION OF AGENDA ITEMS

1. Call to Order

The Chairman of the Board of Directors, Mr. Federico R. Lopez, will call to order the Annual Meeting of the Stockholders.

2. Proof of Required Notice

The Corporate Secretary, Atty. Enrique I. Quiason, will be asked to certify that copies of the Notice and Agenda of the meeting, among others, were effectively served upon the stockholders entitled to the same, including the dates of posting at the PSE's Edge system and the Corporation's website, as well as of publication of the notice in newspapers of general circulation. The Corporate Secretary will then certify whether or not, based on the number of shares present personally or represented by proxy, a quorum exists for a valid meeting.

Pursuant to Sections 23 and 57 of the Revised Corporation Code which allow voting through remote communication or in absentia, stockholders may access the online web portal:

https://conveneagm.com/ph/fphc2026

in order to register and vote on the matters at the meeting. A stockholder voting remotely or in absentia shall be deemed present for purposes of quorum. Please refer to Annex "A" of the Information Statement for a detailed listing of the requirements and procedures for Voting and Participation in the 2026 FPH ASM via remote communication or voting in absentia, as well as on how to join the livestream.

3. Determination of Quorum & Voting Procedures / Submission of Questions from the Stockholders

The Corporate Secretary will further certify the presence of a quorum. The holders of record of a majority of the stock of the Corporation then issued and outstanding and entitled to vote, represented in person or by proxy, shall constitute a quorum for the transaction of business.

Questions and comments may be submitted through:

https://conveneagm.com/ph/fphc2026

during registration and up to 6:00 p.m. of September 15, 2026, and through email at *corporatesecretary@fphc.com* during the meeting. FPH will endeavor to respond to questions within the allotted time.

The website platform shall state the agenda items for consideration by the stockholders. Stockholders must register to signify their intention to participate in the meeting by remote communication; registered participants will be included in the determination of quorum together with stockholders who voted in absentia or by proxy.

Voting shall only be allowed for stockholders registered through the online platform. Successful registrants may vote electronically, either by themselves or through a validly-appointed proxy, or through the Chairman of the meeting as proxy. Detailed requirements and instructions pertaining to registration can be found on Annex "A" of the Information Statement.

For all items on the agenda for approval, the affirmative vote of at least a majority of the issued and outstanding stock entitled to vote and represented at the meeting will be required for approval. Each outstanding share of stock as of the record date entitles the registered holder to one vote. The election of directors will be by plurality of votes, and every stockholder shall be entitled to cumulate his votes. All votes received shall be counted by the Office of the Corporate Secretary and the results will be validated by an independent third party. The meeting proceedings will be recorded in audio and video format.

4. Approval of the Minutes of the May 29, 2025 Stockholders' Meeting

The draft of the minutes of the meeting held on May 29, 2025 is available at the Corporation's website[1]. The stockholders will be asked to approve the draft minutes and acknowledge the completeness and accuracy thereof.

5. Reports of the Chairman & the President

The Chairman and the President will render their respective reports to the stockholders.

6. Approval/Ratification of the December 31, 2025 Reports and the Audited Financial Statements / Responses to the Questions Raised

The audited financial statements as of December 31, 2025 will be presented for approval of the stockholders. The stockholders will be requested to approve the management reports and to ratify the Board's approval of the Audited Financial Statements. At this point, the Chairman will ask if there are any questions that have been submitted by the stockholders, and advise that Management will endeavor to have these responded to depending on the time available. A copy of the Annual Report will be available on the website at:

https://fphc.com/company_disclosures/sec-filings

7. Ratification of the Acts of the Board, of the Executive Committee, other Board Committees and of Management

With respect to the ratification of the Acts of the Board, of the Executive Committee, other Board Committees, and of Management for the past year and up to the date of the meeting, this would cover items entered into in the ordinary course of business, with those of significance having been covered by the proper disclosures and the related actions taken with respect thereto. The acts and resolutions of the Board and its committees were reflected in the minutes of the meetings, and include approval of contracts and agreements, projects and investments, treasury matters, and acts and resolutions covered by disclosures to the Securities and Exchange Commission (SEC), the Philippine Stock Exchange, and applicable regulatory agencies. The acts of management were those taken to implement the resolutions of the Board or its committees or taken in the general conduct of business.

8. Election of Directors

In accordance with the By-Laws of the Corporation, the Manual of Corporate Governance, and the Rules of the SEC, any stockholder, including minority stockholders, may submit names of nominees to the Board of Directors. The Corporate Governance Committee determines whether the nominees for the Board of Directors, including the independent directors, have all the qualifications and none of the disqualifications for endorsement to the board. The Corporate Secretary will be announcing the names of the individuals nominated and qualified as directors, including those for independent directors. The respective profiles of the directors can be seen in the Information Statement. Stockholders will be given the opportunity to elect the directors who will serve for the term 2026-2027 by way of individual voting.

9. Appointment of External Auditors

The Audit Committee has endorsed the appointment of the external auditors for the ensuing year. Upon presentation, the appointment of the Corporation's external auditors will be put to a vote by the stockholders. Please refer to pages 42 of the Information Statement for the details of SyCip Gorres Velayo & Co. (SGV & Co.) acting as the Corporation's external auditors.

10. Other Matters

The Chairman may open for consideration any other matter that can be properly brought before the meeting.

[1] https://www.fphc.com/storage/app/media/FPH%20Minutes%20of%20ASM%202025.pdf

11. Adjournment

Upon confirmation by the Corporate Secretary that there are no other matters to be considered, the Chairman shall declare the meeting adjourned.

COVER SHEET

A	1	9	0	7	3				

S.E.C. Registration Number

F	I	R	S	T		P	H	I	L	I	P	P	I	N	E		H	O	L	D	I	N	G	S					
C	O	R	P	O	R	A	T	I	O	N																			

(Company's Full Name)

6	T	H		F	L	O	O	R		R	O	C	K	W	E	L	L		B	U	S	I	N	E	S	S			
C	E	N	T	E	R		T	O	W	E	R		3			O	R	T	I	G	A	S		A	V	E	.		
P	A	S	I	G		C	I	T	Y		1	6	0	4	,		M	E	T	R	O		M	A	N	I	L	A	

(Business Address : No. Street City / Town / Province)

Rachel R. Hernandez

Contact Person

8	6	3	1	8	0	2	4		

Company telephone Number

1	2

Month

3	1

Day

Definitive Information Statement

FORM TYPE

Last Monday of May

Month Day

Fiscal Year

Annual Meeting

Secondary License Type, If Applicable

Dept. Requiring this Doc.

Amended Articles Number/Section

Total Amount of Borrowings

Domestic Foreign

To be accomplished by SEC Personal concerned

File Number

LCU

Document I.D.

Cashier

STAMPS

Remarks = pls. use black ink for scanning purposes

SECURITIES AND EXCHANGE COMMISSION

SEC FORM 20-IS

INFORMATION STATEMENT PURSUANT TO SECTION 20 OF THE SECURITIES REGULATION CODE

1. Check the appropriate box:

   [ ] Preliminary Information Statement
   [**X**] Definitive Information Statement

2. Name of Corporation as specified in its charter **FIRST PHILIPPINE HOLDINGS CORPORATION**

3. **Metro Manila, Philippines**
   Province, country or other jurisdiction of incorporation or organization

4. SEC Identification Number **19073**

5. BIR Tax Identification Code **000-288-698-000**

6. **6th Floor Rockwell Business Center Tower 3, Ortigas Avenue, Pasig City 1604**
   Address of principal office Postal Code

7. Corporation's telephone number, including area code **2-8631-8024**

8. **September 25, 2026/10:00 A.M./ to be conducted virtually by means of remote communication at *https://conveneagm.com/ph/fphc2026***
   Date, time and place of the meeting of security holders

9. Approximate date on which the Information Statement is first to be sent or given to security holders
   On or before September 3, 2026

10. Name of Person Filing the Statement/Solicitor: **N/A**

11. Securities registered pursuant to Sections 8 and 12 of the Code or Sections 4 and 8 of the RSA (information on number of shares and amount of debt is applicable only to corporate registrants):

Title of Each Class	Number of Shares of Common Stock Outstanding or Amount of Debt Outstanding (As of August 5, 2026)
Common Shares	**424,500,608 shares**
Amount of Debt Outstanding	**Php 130,457,000,000.00** (as of December 31, 2025)

12. Are any or all of Corporation's securities listed in a Stock Exchange?

    Yes ___**X**___ No _____

    If yes, disclose the name of such Stock Exchange and the class of securities listed therein:

    Philippine Stock Exchange, Common Shares

This information statement is expected to be first published to the security holders on or before September 3, 2026.

GENERAL INFORMATION

Date, time and place of meeting of security holders

The Annual Meeting of the Stockholders of FIRST PHILIPPINE HOLDINGS CORPORATION ("FPH" or the "Corporation") is scheduled on September 25, 2026 at 10:00 a.m. to be conducted virtually by means of remote communication at ***https://conveneagm.com/ph/fphc2026***.

The complete mailing address of the principal office of the Corporation is:

FIRST PHILIPPINE HOLDINGS CORPORATION
6th Floor Rockwell Business Center Tower 3
Ortigas Avenue, Pasig City 1604
Metro Manila

This Information Statement is expected to be first sent out to the security holders approximately on or before September 3, 2026.

Management is not asking you for a proxy and you are requested not to send Management a proxy.

Dissenters' Right of Appraisal

Pursuant to Sections 80 and 81 of the Revised Corporation Code of the Philippines, any stockholder of the Corporation shall have the right to dissent and demand payment of the fair value of his shares on any of the following instances:

1. In case any amendment to the articles of incorporation has the effect of changing or restricting the rights of any stockholder or class of shares, or of authorizing preferences in any respect superior to those of outstanding shares of any class, or of extending or shortening the term of corporate existence;
2. In case of sale, lease, exchange, transfer, mortgage, pledge or other disposition of all or substantially all of the corporate property and assets;
3. In case of merger or consolidation;
4. In case of investment of corporate funds for any purpose other than the primary purpose of the Corporation.

No corporate action is being proposed or submitted in the meeting that may call for the exercise of a stockholder's right of appraisal.

If, at any time after this Information Statement has been sent out, an action which may give rise to the right of appraisal is proposed at the meeting, any stockholder who voted against the proposed action and who wishes to exercise such right must make a written demand, within thirty (30) days after the date of the meeting or when the vote was taken, for the payment of the fair market value of his shares. The value shall be determined as of the day prior to the date when the vote was taken, excluding any appreciation or depreciation in anticipation of such corporate action. If, within sixty (60) days from the approval of the corporate action by the stockholders, the withdrawing stockholder and the corporation cannot agree on the fair value of the shares, it shall be determined and appraised by three (3) disinterested persons, one of whom shall be named by the stockholder, another by the corporation, and the third by the two (2) thus chosen. The findings of the majority of the appraisers shall be final, and their award shall be paid by the corporation within thirty (30) days after such award is made. Upon payment, the dissenting stockholder must surrender his certificate(s) of stock. No payment shall be made to any dissenting stockholder unless the Corporation has unrestricted retained earnings in its books to cover such payment. Within ten (10) days after demanding payment for his shares, a dissenting stockholder shall submit to the Corporation the certificate(s) of stock representing his shares for notation that the shares are dissenting shares.

RIGHT TO DIVIDENDS

In accordance with Article VIII, Section 1 of the By-Laws, as well as Section 21.4 of the Manual for Corporate Governance, the Board of Directors shall have power and authority to, among other things, fix and determine, and from time to time vary, the amount to be reserved over and above its capital stock paid in, as working capital and to meet contingencies, to provide for the equalization of dividends and determine whether any part

of the net profits or surplus shall be declared and paid as dividends, and fix the times for the declaration and payment of such dividends.

Interest of Certain Persons in or Opposition to Matters to be Acted Upon

Each person who has been a director or officer of the Corporation at any time since the beginning of the last fiscal year and is a nominee for election as a director of the Corporation and each associate of the foregoing persons have no substantial interest, direct or indirect, by security holdings or otherwise, in any matter to be acted upon other than election to office. The nominees may, however, own shares in the Corporation but they will not be receiving any extra or special benefit by reason of the matters to be acted upon other than what may be shared on a pro rata basis by all the holders of the same class.

No director has informed the Corporation in writing of his intention to oppose the action/motions and/or matters to be taken up in the meeting.

CONTROL AND COMPENSATION INFORMATION

Voting Securities and Principal Holders Thereof

(a) The Corporation has 424,500,608 common shares which are subscribed and outstanding as of August 5, 2026. Every stockholder shall be entitled to one vote each for each share of stock held as of the established record date.

(b) All common stockholders of record as of August 5, 2026 are entitled to notice and to vote at the Annual Stockholders' Meeting ("ASM").

(c) A stockholder entitled to vote at the meeting shall have the right to vote personally or by proxy.

(d) With respect to the election of directors, in accordance with Section 23 of the Revised Corporation Code of the Philippines, a stockholder may vote such number of shares for as many persons as there are directors to be elected or he may cumulate said shares and give one candidate as many votes as the number of directors to be elected or he may distribute them on the same principle among as many candidates as he shall see fit; provided, that the total number of votes cast by him shall not exceed the number of shares owned by him multiplied by the whole number of directors to be elected.

The total number of votes that may be cast by a stockholder of the Corporation is computed as follows:

> *No. of shares held on record as of record date x 15 directors, the current number of directors under the Articles of Incorporation.*

The deadline for the submission of proxies is at 6:00 p.m. on September 15, 2026.

Percentage of Foreign Ownership (as of August 5, 2026)

Common Shares

Filipino	408,701,525	96.28%
Non-Filipino	15,799,083	3.72%
	424,500,608	100.00%

MATTERS WITH RESPECT TO THE PREVIOUSLY HELD ANNUAL STOCKHOLDERS' MEETING AND OTHER ITEMS IN RELATION TO SECTION 49 OF THE REVISED CORPORATION CODE

Manner of Voting / Submission of Questions

Sections 6 to 7 of Article I of the By-laws of the Corporation (the "By-laws") provide:

> "Section 6. Quorum – At all meetings of stockholders, annual or special, other than meetings the quorum of which is fixed by law, in order to constitute a quorum, there shall be present either in person or by proxy the holders of record of the majority of the stock issued and outstanding and entitled to vote; in the absence of a quorum, the holders of record of the majority of the shares present and entitled to vote may adjourn the meeting from time to time until a quorum shall be present, and no notice of such adjourned meeting shall be required.

Section 7. Voting – Except as otherwise provided by law, each stockholder of record shall be entitled at every meeting of stockholders to one vote for each share of stock outstanding in his name on the stock & transfer books of the Corporation. In the election of directors each stockholder entitled to vote for directors may accumulate and distribute his votes in accordance with the provisions of law applicable in such case. The stockholders may delegate in writing their right to vote and unless otherwise expressed, such delegation or proxy shall be valid only for the meeting at which it has been presented to the Secretary. All proxies must be in the hands of the Secretary of the Corporation not later than ten (10) days before the time set for the meeting."

As such, the manner of voting during the 2025 Annual Stockholders' Meeting was as follows:

(a) Vote Required For Approval: Approval of the aforementioned motions or all other matters submitted to a vote would require the affirmative vote of a majority of the shares of the Corporation's common stock present and/or represented and entitled to vote.

For the election of directors, there must be present, either in person or by representative authorized to act by written proxy, the owners of the majority of the outstanding capital stock. Out of a quorum, the fifteen (15) nominees getting the highest number of votes shall be elected as directors of the Corporation.

(b) Method by Which Votes Will Be Counted: The manner of voting is non-cumulative, except as to the election of directors. On the election of directors, each stockholder may vote such number of shares for as many persons as there are directors to be elected or he may cumulate such shares and give one candidate as many votes as the number of directors to be elected multiplied by the number of his shares shall equal, or he may distribute them on the same principle among as many candidates as he shall see fit; provided, that the total number of votes cast by him shall not exceed the number of shares owned by him multiplied by the whole number of directors to be elected.

In all items for approval, each voting share of stock entitles its registered owner as of the Record Date to one vote.

Proxies shall be in writing, signed and/or filed, by the stockholders, in the form provided in the Information Statement, and shall be received by the Corporate Secretary on or before May 19, 2025. Scanned copies of the proxy form may be accepted, but the Corporation reserves the right to require the submission of the originals for authentication. All votes will be counted by the inspector of proxies and ballots, as supervised by the Corporate Secretary of the Corporation, and the results will be validated by an independent third party.

All votes shall be counted under the supervision and control of the Corporate Secretary, with the assistance of third parties as necessary.

Matters Discussed/ Resolutions Reached

The agenda for the 2025 Annual Stockholders' Meeting was as follows:

1. Call to Order
2. Proof of Required Notice
3. Determination of Quorum
4. Approval of the Minutes of the May 31, 2024 Stockholders' Meeting
5. Reports of the Chairman & the President
6. Approval/Ratification of the December 31, 2024 Reports and the Audited Financial Statements
7. Ratification of the Acts of the Board, of the Executive Committee, other Board Committees and of Management
8. Election of Directors
9. Appointment of External Auditors
10. Other Matters
11. Adjournment

Resolutions on items 4, 5, 6, 7 and 9 relating to the Approval of the Minutes of the May 31, 2024 Meeting, the Reports of the Chairman and the President, the Approval/Ratification of the December 31, 2024 Reports and the Audited Financial Statements, the Ratification of the Acts of the Board, of the Executive Committee, other Board Committees and of Management, and the Appointment of External Auditors, were formally tabled and approved by the stockholders and the foregoing has been reflected in the minutes set for approval at this year's ASM.

Record of voting results

Voting Results of the Annual Meeting of the Stockholders of
FIRST PHILIPPINE HOLDINGS CORPORATION
Held at The Fifth East at Rockwell 5th Floor Power Plant Mall, Rockwell, Makati City
on May 29, 2025

Proposal	Action		
	FOR	AGAINST	ABSTAIN
1. Call to Order	308,340,007 100%	-	-
2. Proof of Required Notice	308,340,007 100%	-	-
3. Determination of Quorum	308,340,007 100%	-	-
4. Approval of the Minutes of the previous Stockholders Meeting	308,340,007 100%	-	-
5. Reports of the Chairman & the President	308,003,347 99.89%	-	336,660 0.11%
6. Approval/ratification of the December 31, 2024 Reports and the Audited Financial Statements	308,003,347 99.89%	-	336,660 0.11%
7. Ratification of the acts of the Board of Directors, of the Executive Committee and of Management	308,003,347 99.89%	-	336,660 0.11%
8. Election of Directors			
David O. Chua	299,027,907 96.98%	9,312,100 3.02%	-
Roberta L. Feliciano	308,340,007 100%	-	-
Miguel Ernesto L. Lopez	307,944,287 99.87%	395,720 0.13%	-
Benjamin R. Lopez	307,944,287 99.87%	395,720 0.13%	-
Federico R. Lopez	307,944,287 99.87%	395,720 0.13%	-
Mercedes Lopez-Vargas	299,027,907 96.98%	9,312,100 3.02%	-
Francis Giles B. Puno	307,944,287 99.87%	395,720 0.13%	-
Diana V. Pardo-Aguilar	308,340,007 100%	-	-
Emmanuel Antonio P. Singson	308,340,007 100%	-	-
Richard B. Tantoco	307,678,987 99.79%	661,020 0.21%	-
*Jaime I. Ayala	299,236,407 97.05%	9,103,600 2.95%	-
*Stephen T. CuUnjieng	308,340,007 100%	-	-
*Francisco Ed. Lim	308,340,007 100%	-	-
*Cielito F. Habito	308,340,007 100%	-	-
*Cirilo P. Noel	308,290,107 99.98%	49,900 0.02%	-
**These individuals are being nominated as Independent Directors.*			
9. Appointment of Sycip, Gorres, Velayo & Co. as External Auditors	308,290,107 99.98%	49,900 0.02%	-
10. Consideration of such other business as may properly come before the meeting including items added by stockholders pursuant to Memorandum Circular No. 14, series of 2020.	299,027,907 96.98%	9,312,100 3.02%	-
11. Adjournment	308,104,087 99.92%	235,920 0.08%	-

Uploaded on May 31, 2025

Attendance at the 2025 Annual Stockholders' Meeting

During the 2025 ASM, the following members of the Board were present:

Benjamin R. Lopez
Francis Giles B. Puno
Mercedes Lopez-Vargas
Emmanuel Antonio P. Singson
David O. Chua
Roberta L. Feliciano
Jaime I. Ayala
Stephen T. CuUunjieng
Francisco Ed. Lim
Miguel Ernesto L. Lopez
Cirilo P. Noel
Diana Pardo-Aguilar

The Chairman further stated that senior management, Board advisers, as well as external auditors SGV & Co., were present at the meeting, which the Corporate Secretary, Mr. Enrique I. Quiason, formally recorded as follows:

The Corporate Secretary, Mr. Enrique I. Quiason, formally recorded the other attendees as follows:

Mr. Victor Emmanuel B. Santos, Jr.	Executive Vice President
Mr. Anthony M. Mabasa	Senior Vice President
Mr. Renato A. Castillo	Senior Vice President & Chief Risk Officer
Mr. Anthony L. Fernandez	Senior Vice President
Mr. Jose Valentin A. Pantangco, Jr.	Senior Vice President & Head, Corporate Planning
Mr. Martin K. Yupangco	Senior Vice President
Ms. Emelita D. Sabella	Vice President
Mr. Jonathan C. Tansengco	Vice President
Mr. Ramon A. Carandang	Vice President
Ms. Shirley H. Cruz	Vice President & Chief of Staff, Office of the Chairman
Ms. Maria Carmina Z. Ubaña	Vice President & Controller
Ms. Rachel R. Hernandez	Vice President, Assistant Corporate Secretary & Compliance Officer
Ms. Agnes C. De Jesus	Vice President & Chief Sustainability Officer
Ms. Karen Y. Chung	Vice President & Investor Relations Officer
Mr. Angelo G. Macabuhay	Vice President & Head, Internal Audit
Ms. Jannina Cynthia P. Mendoza	Vice President for Strategic Brand Management
Ms. Lianne M. Bacorro	Asst. Compliance Officer
Mr. Jonathan C. Russell	Senior Board Adviser
Mr. Mario L. Bautista	Senior Board Adviser

Also present from SGV & Co. were Ms. Maria Vivian Ruiz, Mr. Noel P. Rabaja, Ms. Veronica Andresa R. Pore, Ms. Frances Jose J. Villamayor, Ms. Leovina Mae V. Chu, Ms. Gelliza Mae M. Montalla and Ms. Mae V. Cay.

The Corporate Secretary reported that out of the 462,713,791 common shares issued and outstanding, there were present either in person or represented by proxy 308,875,211 shares of the common stock representing 66.75% of the outstanding voting stock of the Corporation.

Shareholders' Benefit – Investors' Rights and Protection

The Corporation should treat all shareholders fairly and equitably, and recognize, protect and facilitate the exercise of their rights.

Shareholders' meetings shall be conducted fairly and in a transparent manner, and the shareholders shall be encouraged to personally attend such meetings. If they cannot attend, they should be apprised ahead of time of their right to appoint a proxy. Subject to the requirements of the By-laws, the exercise of that right shall not be unduly restricted.

It is the duty of the Board to promote the rights of the shareholders, remove impediments to the exercise of those rights, and provide an adequate avenue for them to seek timely redress for breach of their rights.

The Board should take appropriate steps to remove excessive or unnecessary costs and other administrative impediments to the shareholders' meaningful participation in meetings, whether in person or by proxy. Accurate and timely information should be made available to the shareholders to enable them to make a sound judgment on all matters brought to their attention for consideration or approval.

As stated in the Corporation's Manual for Corporate Governance, the Board recognizes and respects the rights of the shareholders in respect to the following:

1. *Right to Information*

   The shareholders have the right to receive timely and transparent information about the Corporation. Shareholders shall have the right to be informed of the rules and procedures related to stockholders' meetings as well as decisions concerning fundamental corporate changes.

   In relation to the shareholders' right to information, they are also encouraged to consult each other on issues concerning their basic shareholder rights as defined by the law, the By-Laws and the Manual for Corporate Governance. The shareholders have the right to voice their views and/or opinions on directors' compensation.

2. *Voting Rights*

   The shareholders shall have the right to vote on all matters that require their consent or approval. In addition to said right, shareholders are encouraged to participate in regular or special stockholders' meetings, either in person or by proxy.

   The Board recognizes that shareholders have the right to elect, remove and replace directors and vote on certain corporate acts pursuant to the Revised Corporation Code of the Philippines, the Articles of Incorporation, and the By-Laws.

   Holders of common shares of stock are entitled to one vote for each share held as of the established record date. A Shareholder entitled to vote at the meeting shall have the right to vote in person or by proxy. With respect to the election of directors, in accordance with Section 23 of the Revised Corporation Code of the Philippines, a shareholder may vote such number of shares for as many persons as there are directors to be elected or he may cumulate said shares and give one candidate as many votes as the number of directors to be elected. Additionally, a shareholder may write to the Corporate Governance Committee should he have recommendations and/or nominations for board directorship, based on a list of qualified fellows from institutions engaged in professionalizing boards of directors.

   Non-controlling shareholders are provided with a right to nominate candidates for the board of directors. However, holders of preferred shares shall have no voting rights, except in those cases specifically provided by law or as may be allowed in the By-laws.

3. *Appraisal Rights*

   Pursuant to the Revised Corporation Code of the Philippines, shareholders may exercise their appraisal rights under the manner provided in Section 81 in the following instances:

   a. In case of any amendment to the Articles of Incorporation which has the effect of changing or restricting the rights of any stockholder or class of shares, or of authorizing preferences in any respect superior to those of outstanding shares of any class, or of extending or shortening the term of corporate existence;
   b. In case of sale, lease, exchange, transfer, mortgage, pledge or other disposition of all or substantially all of the corporate property and assets;
   c. In case of merger or consolidation; and
   d. In case of investment of corporate funds for any purpose other than the primary purpose of the Corporation.

4. *Right to Dividends; Dividend Policy*

   Shareholders shall have the right to receive dividends as may be determined by the Board in accordance with the Corporation's By-Laws and relevant agreements including subscription agreements.

Subject to the Articles of Incorporation, Revised Corporation Code of the Philippines, the Securities Regulation Code and its Implementing Rules and Regulations, shareholders whose shares may have fixed dividend features shall have the right to receive dividends on such shares. In other cases, the Board shall determine, subject to any corporate expansion plans, loan covenants or such other special circumstances, and the availability of unrestricted retained earnings, among other things, whether or not to declare dividends.

5. *Right of Inspection*

   Shareholders are allowed to inspect corporate books and records at reasonable hours during business days in accordance with Section 73 of the Revised Corporation Code of the Philippines; provided, that such inspection shall be subject to the following conditions:

   a) Written Demand: The inspecting shareholder must submit a formal written demand to the Corporation, signed under oath, specifying the exact records they wish to inspect.
   b) Legitimate Purpose: The demand must state a specific, legitimate, and lawful purpose deeply relevant to the demanding party's interest as a shareholder.
   c) Confidentiality: The shareholder shall treat all information obtained during the inspection as strictly confidential and shall, if required by the Corporation, execute a Non-Disclosure Agreement (NDA) prior to the inspection.
   d) Statutory Refusal: The Corporation may deny the inspection if it is established that the requesting shareholder has improperly used or published information secured through prior examinations, or is not acting in good faith or for a legitimate purpose.

6. *Pre-emptive Rights*

   Shareholders may have the pre-emptive right to all stock issuances of the Corporation subject to the provisions of the Articles of Incorporation, By-laws, and relevant agreements.

Appraisal, Performance, Assessment of the Board

Members of the Board annually assess the Board's and their own individual performance. The assessment aims to evaluate the performance of the Board, the committees and its individual members, measure the effectiveness of the Corporation's governance practices, and identify areas for improvement and adopt new methodologies to further strengthen our Corporation's corporate governance standards.

The Board Assessment form can be found at ***https://fphc.com/corporategovernance/amended-manual-of-corporate-governance/fph-corporate-governance-self-assessment-form***

Directors' Disclosures on self-dealing and related party transactions

FPH's Code of Conduct and Manual for Corporate Governance, as well as related issuances, require directors to observe high standards of business and personal ethics in the conduct of their duties and responsibilities. To operationalize and ensure that there is compliance with the commitment against any kind of malfeasance, the on-boarding of directors includes an introduction to its governance policies.

In addition, the Conflicts of Interest Policy and the Material Related Party Transactions Policy Committee work together to safeguard that only arm's length transactions beneficial to the company are entered into. If an actual or potential conflict of interest should arise, it should be fully disclosed and the concerned director should not participate in the decision-making process.

There were no reports of any such transaction by the directors during the calendar year 2025.

The 2025 ASM Minutes also contain most of the information required to inform the Company's stakeholders and the investing public of the matters discussed and actions taken during the meeting, consistent with the Company's transparency and disclosure obligations as a publicly listed entity. It is posted on:

https://www.fphc.com/storage/app/media/FPH%20Minutes%20of%20ASM%202025.pdf

(1) Security Ownership of Certain Record & Beneficial Owners

The equity securities of the Corporation consist of common shares.

FPH Security Owners of Certain Record and Beneficial Owners of more than 5% As of August 5, 2026					
(a) Security Ownership of Certain Record and Beneficial Owner/s of more than 5%					
Title of Class	*Name and Address of Record Owner and Relationship with Issuer*	*Name of Beneficial Owner & Relationship with Record Owner*	*Citizenship*	*No. of Shares Held*	*Percent to Total Issued and Outstanding*
Common	Lopez Holdings Corporation (LHC) 16/F-North Tower Rockwell Business Center Sheridan Sheridan St. cor. United St. Bgy. Highway Hills, Mand. City 1550 LHC is the parent of the Corporation.[2]	Lopez Holdings Corporation[3]	Filipino	257,532,061	60.67%
Common	PCD Nominee Corporation G/F Makati Stock Exchange 6767 Ayala Avenue, Makati City	Various	Filipino Non-Filipino	86,590,079* 14,519,269 **Inclusive of 22,192,957 shares held by Social Security System*	20.40% 3.42%
Common	Social Security System SSS Main Building, East Avenue, Diliman, Quezon City 1101	Social Security System[4]	Filipino	28,096,888	6.62%

Apart from the foregoing and based on the records available, there are no other persons holding more than 5% of FPH's outstanding capital stock.

[2] Mr. Federico R. Lopez is the Chairman and Chief Executive Officer of Lopez Holdings Corp.

[3] The Board of Directors of LHC has the authority to decide how the shares of LHC in the Corporation are to be voted. During the previous meetings, LHC issued proxies in favor of the Chairman of the Board, or in his absence, the Vice Chairman, or in his absence, the President, or in his absence, the Chairman of the ASM, or alternatively, the Secretary of the Meeting.

[4] In previous years, the SSS provided the Corporation with signed proxies in favor of the Chairman. The Corporation expects that this will be the same arrangement for this year's ASM. For the current meeting, the proxies will be due on or before 6:00 p.m. of September 15, 2026.

(2) Security Ownership of Management as of August 5, 2026

To the best of the knowledge of FPH, the following are the shareholdings of its current directors and senior officers:

COMMON SHARES

			Number of Shares			
Class	**Nationality**	**Name of Beneficial Owner**	**Direct**	**Indirect**	**Total**	**Percentage**
Common	Filipino	Federico R. Lopez	5,297,842	2,220	5,300,062	1.25%
Common	Filipino	Benjamin Ernesto R. Lopez	1,153,639	87,424	1,241,063	0.29%
Common	Filipino	Miguel Ernesto L. Lopez	3,480	-	3,480	0.00%
Common	Filipino	Francis Giles B. Puno	2,697,012	333,500	3,030,512	0.71%
Common	Filipino	Diana V. Pardo-Aguilar	1	-	1	0.00%
Common	Filipino	Cielito F. Habito	-	10	10	0.00%
Common	Filipino	Richard B. Tantoco	1	423,949	423,950	0.10%
Common	Filipino	Stephen T. CuUnjieng	-	1	1	0.00%
Common	Filipino	Emmanuel Antonio P. Singson	-	1	1	0.00%
Common	Filipino	Mercedes Lopez-Vargas	841,640	51,424	893,064	0.21%
Common	Filipino	Roberta L. Feliciano	-	1	1	0.00%
Common	Filipino	David O. Chua	5,000	5,000	10,000	0.00%
Common	Filipino	Jaime I. Ayala	-	1	1	0.00%
Common	Filipino	Cirilo P. Noel	-	1	1	0.00%
Common	Filipino	Victor Emmanuel B. Santos, Jr.	-	-	-	0.00%
Common	Filipino	Martin K. Yupangco	-	-	-	0.00%
Common	Filipino	Anthony M. Mabasa	368,173	-	368,173	0.09%
Common	Filipino	Renato A. Castillo	-	-	-	0.00%
Common	Filipino	Anna Karina P. Gerochi	-	63,682	63,682	0.02%
Common	Filipino	Anthony L. Fernandez	-	141,193	141,193	0.03%
Common	Filipino	Emelita D. Sabella	227,344	100,000	327,344	0.08%
Common	Filipino	Jonathan Francis C. Tansengco	-	-	-	0.00%
Common	Filipino	Ramon A. Carandang	-	-	-	0.00%
Common	Filipino	Maria Carmina Z. Ubana	-	-	-	0.00%
Common	Filipino	Angelo G. Macabuhay	-	1	1	0.00%
Common	Filipino	Shirley H. Cruz	5,000	-	5,000	0.00%
Common	Filipino	Jose Valentin A. Pantangco	-	-	-	0.00%
Common	Filipino	Enrique I. Quiason	118	-	118	0.00%
Common	Filipino	Rachel R. Hernandez	-	-	-	0.00%
Common	Filipino	Milagros D. Fadri	67,447	121,488	188,935	0.04%
Common	Filipino	Agnes C. De Jesus	3,800	-	3,800	0.00%
Common	Filipino	Karen Y. Chung	-	-	-	0.00%
Common	Filipino	Arnel S. De Vera	-	-	-	0.00%
Common	Filipino	Janinna Cynthia P. Mendoza	-	-	-	0.00%
Common	Filipino	Lianne M. Bacorro	-	20	20	0.00%
		Sub-Total	**10,670,497**	**1,329,916**	**12,000,413**	**2.83%**
Common	Filipino	Lopez Holdings Corporation	257,532,061	-	257,532,061	60.67%
Common	Various	Other Stockholders			154,968,134	36.51%
		Total			**424,500,608**	**100.00%**

There has been no change of control of the Corporation since the beginning of its last fiscal year.

There are no voting trust holders in the Corporation's records of 5% or more of FPH's securities.

Directors and Executive Officers

As provided under the Articles of Incorporation, the Board is composed of fifteen (15) members. Under Art. II, Sec. 1 of the By-laws, the directors serve for a period of one (1) year or until their successors shall have been elected and qualified.

The whole board considers and evaluates the recommendation of the Corporate Governance Committee for selecting directors, including independent directors, and passing upon their qualifications. Lopez Holdings Corporation, Mr. Esmeraldo C. Amistad, Mr. Joseph Alvin C. Tan, Ms. Maria Teresa L. Lopez, Ms. Ma. Margarita L. Lichauco, and the Social Security System have nominated certain stockholders as directors. On August 13, 2026 the Corporate Governance Committee (which acts as the nominations committee) passed upon the nominees' qualifications and found no disqualifications, as provided for in the By-laws. The Corporate Governance Committee is composed of the following: Mr. Jaime I. Ayala as Chairman, Mr. Federico R. Lopez as Vice Chairman, with Messrs. Stephen T. CuUnjieng, Benjamin R. Lopez, Richard B. Tantoco and Francis Giles B. Puno as Members. Messrs. Ayala and CuUnjieng are independent directors.

With respect to the nominees for independent directors, their nomination and qualification by the Corporate

Governance Committee were in compliance with the Corporation's By-laws, Manual for Corporate Governance and Rule 38 of the Securities Regulation Code. The directors so nominated possess all the qualifications and none of the disqualifications for independent directors. The Corporation's Corporate Governance Committee pre-screened and prepared the current list of candidates for said office. Apart from the requirements under SRC Rule 38, under the manual, an independent director must have the following qualifications: (a) "An independent director shall mean a person other than an officer or employee of the Corporation, its parent or subsidiaries, or any other individual having a relationship with the Corporation that would interfere with the exercise of independent judgment in carrying out the responsibilities of a Director," and (b) "If the independent director becomes an officer or employee of the same Corporation, he shall be automatically disqualified from being an independent director."[5]

The Chairman of the meeting will advise the stockholders of the requirements for electing independent directors. If there is a failure of election for said directors, a separate election during the same meeting may be called to fill up the vacancy.

Lopez Holdings Corporation is a major stockholder of the Corporation being the registered and beneficial owner of 60.67% of the latter's voting stock.

Nominees for the election as members of the board for the ensuing year, including the independent directors, are as follows:

As regular directors[6]

FEDERICO R. LOPEZ
BENJAMIN R. LOPEZ
FRANCIS GILES B. PUNO
RICHARD B. TANTOCO
EMMANUEL ANTONIO P. SINGSON
MERCEDES LOPEZ-VARGAS
MIGUEL ERNESTO L. LOPEZ
DAVID O. CHUA
RODERICO V. PUNO
LEE BENJAMIN Z. LERMA
DIANA V. PARDO-AGUILAR

Mr. Esmeraldo C. Amistad, a stockholder, nominated the following as independent directors:

JAIME I. AYALA
STEPHEN T. CUUNJIENG
CIELITO F. HABITO
CIRILO P. NOEL

Mr. Joseph Alvin Tan, a stockholder, nominated the following as independent directors:

JOSE RENE D. ALMENDRAS
EVELYN R. SINGSON
JOSE RAMON R. GARCIA

If elected, Messrs. Cielito F. Habito, Jaime I. Ayala, Stephen T. CuUnjieng, Cirilo P. Noel, Evelyn R. Singson, and Jose Ramon R. Garcia will serve as independent directors to the Corporation. Mr. Almendras has formally declined the nomination, as disclosed on August 17, 2026. To the Corporation's best knowledge, information and belief, the nominating stockholders do not have any relationship with the independent directors they have so nominated.

BOARD OF DIRECTORS

FEDERICO R. LOPEZ **64 Years Old, Filipino** **Tenure: 19 years**	Mr. Federico R. Lopez was elected Chairman and Chief Executive Officer in May 2010. He has been a Director of the Corporation since February 2006. He is also the Chairman and CEO of First Gen Corporation, Chairman of Energy Development Corporation and the Vice Chairman of Rockwell Land Corp. He likewise chairs the Boards of Asian Eye Institute, First Balfour, Inc., Terraprime, Inc., ThermaPrime Drilling Corp., First Philippine Electric Corp.,

[5] Section 6.2.5 (d) of the Manual.

	First Philec, Inc., First Philippine Industrial Park, First Philippine Realty Corp., FP Island Energy Corporation, First Industrial Science and Technology School, Inc., Pi Energy Inc., and Pi Health Inc. He has been a Board member of ABS-CBN Corporation and the President of Lopez, Inc. since October 2017. He has been the Chairman and CEO of Lopez Holdings Corporation since October 2020. He is also the Chairman of the Oscar M. Lopez Center for Climate Change and Ang Misyon, Inc. He graduated from the University of Pennsylvania with a Bachelor of Arts Degree, Double Major in Economics and International Relations (cum laude, 1983).
BENJAMIN R. LOPEZ **56 Years Old, Filipino** **Tenure: 3 years**	Mr. Benjamin R. Lopez was appointed Director and Vice Chairman of the Corporation last March 30, 2023. He has been Vice President of the Corporation since November 2006. He has been with FPH since October 1993. He is a Director of Rockwell Land Corporation. He was assigned to Rockwell in May 1995 where he held various posts in Business Development, Sales and Marketing. Prior to his recall to FPH in June 2004, he was a Vice President for Project Development of Rockwell. He is currently the President of INAEC Aviation Corporation. Mr. Lopez is currently the Senior Executive Vice President and Co-Chairman of Lopez, Inc. He is also a member of the Board of Directors of various subsidiaries such as First Balfour, Inc., Terraprime, Inc., First Philippine Electric Corp., First Philec, Inc., First Philec Solar Solutions Corp., First Philippine Power Systems, Inc., First Philippine Realty Corp., FPH Capital Resources, Inc. and First Philippine Utilities Corp. He graduated with a Bachelor of Arts degree in International Affairs (1992) from George Washington University. He pursued his Executive Masters in Business Administration degree at the Asian Institute of Management (2001). In 2023, he completed the Owner/President Management Executive Education Program at Harvard Business School.
JAIME I. AYALA **Independent Director** **64 Years Old, Filipino** **Tenure: 5 years**	Mr. Jaime I. Ayala was elected Director in 2021 and is the Chairman of the Corporate Governance Committee. He is a member of the Audit and Board Risk Oversight Committees. He is the Founder and CEO of Hybrid Social Solutions, a social enterprise focused on empowering rural villages through solar energy. He was recognized as the Schwab Foundation Social Entrepreneur of the Year in 2013 and the Ernst & Young Entrepreneur of the Year Philippines in 2012. He was President and CEO of publicly-listed Ayala Land, Inc. and Senior Managing Director of Ayala Corporation. Before that, he was a director (global senior partner) at McKinsey & Company, where he played a number of global and regional leadership roles, including head of the firm's Asian Energy Practice and President of McKinsey's Manila office. He is a Director of First Gen, a member of the National Advisory Council of the World Wildlife Fund, a trustee of Stiftung Solarenergie – Solar Energy Foundation and the Chairman of Healthway Medical Inc. He was also a trustee of Philippine Tropical Forest Conservation Foundation. He earned his MBA from Harvard Business School (honors, 1988) and completed his undergraduate work in Economics at Princeton University (magna cum laude, 1984).
DAVID O. CHUA **59 Years Old, Filipino** **Tenure: 5 years**	Mr. David O. Chua was elected Director in 2021 and is a member of the Board Risk Oversight Committee. He is President and CEO of Cathay Pacific Steel Corporation (CAPASCO), Vice Chairman of the Board of the University of the East (UE), President of One Palanca Land Inc., President of Orinda Land Corp., President of Asia Pacific Capital Equities and Securities Corporation, Member of the Advisory Board of Metropolitan Bank and Trust Company (Metrobank), and Trustee of the University of the East Ramon Magsaysay Memorial Medical Center (UERMMMC). He also currently serves as a director on the board of NiHAO Mineral Resources, Inc., Dizon Copper and Silver Mines Inc., the Manila House Private Club Inc., and Prople BPO Inc. He is also Vice President and Board Director of the Federation of Filipino Chinese Chambers of Commerce and Industry (FFCCCII), President of the Philippine Steelmakers Association (PSA), Chairman of the Philippine-Slovenia Business Council, Treasurer of Heavenly Garden Memorial Park Development Corp., Board Director of Edison Electric Integrated Inc., Board Director of Kellogg/Northwestern University Alumni Association of the Philippines, Vice Chairman of the Advisory Board of St. Jude Catholic School Alumni Association, and Regional Learning Officer for Southeast Asia of YPO

	Gold. He is a Member of the Board of the Philippine Chamber of Commerce and Industry (PCCI), and members of Employers Confederation of the Philippines, and the Makati Business Club. He was previously a Board Director of the Philippine Stock Exchange (PSE), First Metro Investment Corporation (FMIC), Philippine Savings Bank (PSBank), Philippine Banking Corporation (Philbank), Crown Equities Inc., PBC Capital and Investment Corporation, Lincoln Electric Philippines Inc and Kaisa Heritage Museum. He graduated from St. Mary's College of California with a Bachelor of Science in Financial Services Management Honors Program. He received his Master of Business Administration from J.L. Kellogg School of Management (Northwestern University) and the Hong Kong University of Science and Technology (HKUST) Graduate School of Management.
STEPHEN T. CUUNJIENG **Independent Director** **67 Years Old, Filipino** **Tenure: 7 years**	Mr. Stephen T. CuUnjieng was elected Director in 2018. He is the lead independent director, and is the Chairman of the Related Party Transactions Committee and the Compensation and Remuneration, as well as a member of the Corporate Governance and Audit Committees. He is an independent director at Maharlika Investment Corporation (as of July 2025), Century Properties Group (to end 2026), Century Pacific Food, Inc. Philippine Bank of Communications, Pasay Harbor City Corporation and Cebuana Lhuillier Services and Greenergy Holdings, Inc. He is also a Founding Advisory Member of the ASEAN Advisory Group of the Financial Services Development Council of Hong Kong SAR. He was a Senior Adviser or Senior Managing Director at Evercore and Chairman at Evercore Asia Limited from 2009 to 2022. He was part of the Executive Advisory Board for Asia of the Wharton School of Business until May 2024, and is part of the International Advisory Board of the New York Philharmonic. He was previously an independent director of Aboitiz Equity Ventures, an Adviser to the Board of SM Investments Corporation (2008-2017), and was a director of Manila North Tollways Corporation, Phoenix Petroleum, and Golden Springs. He was Vice Chairman, ASEAN of Macquarie (Hong Kong) Limited from 2007 to 2009. He is a member of the Audit Committee, Corporate Governance Committee and the Board Risk Oversight Committee of FPH. He has a Degree in Bachelor of Arts (1980) and also a Bachelor's Degree in Law (with honors) (1984) from the Ateneo de Manila University and the Ateneo Law School. He also has a Master's Degree in Business Administration (Finance) from the Wharton School of Business (1986).
MERCEDES LOPEZ VARGAS **68 Years Old, Filipino** **Tenure: 5 years**	Ms. Mercedes Lopez Vargas was elected Director in 2021, and is a member of the Audit Committee. She is the President and Executive Director of the Lopez Group Foundation, Inc. (LGFI), a hub that coordinates, facilitates, and communicates the corporate social responsibility initiatives of all the major companies and foundations of the Lopez Group. Founded upon the pillars of public service, it reflects the commitment made by the present generation of Lopezes to continue a legacy of philanthropy and social responsibility for the Filipino people. She is also the Director of the Lopez Museum and Library, Former Vice President of Logistics for ABS-CBN Broadcasting Corporation, Chairperson of the Lopez Human Resources Council, and a Trustee for ABS-CBN Foundation, all part of the Lopez Group of Companies. Ms. Vargas is a trustee of the Philippine Advocacy for Arts Foundation, Inc., organizer of the nationwide Philippine Art Awards; Co-Founder and President of Stilo Artefino Foundation, Inc., a movement that advocates the preservation, promotion, and sustainability of Philippine artisanal crafts and livelihood; Trustee of Asia Society Philippines; Founding Member of the Asia Venture Philanthropy Network Gender Platform; and Trustee of De La Salle College of St. Benilde. She took up BA in Communication Arts at Assumption College.
MIGUEL ERNESTO L. LOPEZ **57 Years Old, Filipino** **Tenure: 6 years**	Mr. Miguel Ernesto L. Lopez was elected Director of the Corporation last October 1, 2020, and is a member of the Executive, Audit, and Finance and Investment Committees. He has been a Director and Treasurer of Rockwell Land since 2009. Since 2016, he has been Senior Vice President and Head of Office Commercial Development of Rockwell Land. He was the Senior Vice President and General Manager of Rockwell Integrated Property Services, Inc. (RIPSI) from 2012 until he started heading the Office Development business of Rockwell Land in June 2016. He is also an Executive Vice President of Lopez Holdings Corporation. He is also a Director of Rockwell

	Leisure Club, Inc., Rockwell Carmelray Development Corp., Rockwell Nepomuceno Development Corporation, Third Generation Holdings Corp., Kamino Algae Technologies, Inc., Lopez, Inc., Rockwell MFA Corp., and Rockwell Primaries; and a Trustee of the Rockwell Center Association, Inc. He is the Chairman of the Board for 8 Rockwell Condominium Corporation since March 2022. He is a member of the Board of Trustees of Eugenio Lopez Foundation, Inc. and an Advisor and PR Officer of the Lopez Group Foundation Inc. He was previously part of the Board of Directors for Indra, Outsourced Telleserve Corporation, Meralco Industrial Engineering Services Corp., Philippine Commercial Capital, Inc. (PCCI), and PCCI Finance. His past positions include: Senior Vice President and General Manager of Rockwell Property Management Corp., Vice Chairman of Meralco Savings and Loan Association, Executive Director of Meralco Millennium Foundation, Inc., Vice President and Head of Corporate Affairs of Lopez Holdings Corp. He held several executive and management positions at Meralco from 2002-2010. Before this, he was with Maynilad Water Services, Inc. as head of its Central Business Area and BayanTel as AVP for Customer Service Division. Mr. Lopez holds a Bachelor of Science degree in Business Administration from Menlo College of California, USA, and attended the Executive Development Program of the Asian Institute of Management.
CIRILO P. NOEL **Independent Director** **69 Years Old, Filipino** **Tenure: 5 years**	Mr. Cirilo “Vic” P. Noel was elected as Director in 2021 and is Chairman of the Board Risk Oversight Committee. He is a member of the Audit and Related Party Transactions Committees. He is the Chairman since May 7, 2024 of Security Bank Corporation, and has been a Director since April 2018, where he was appointed Vice Chairman in 2020 and served as Interim Chairman in May 2023. He is a lawyer and certified public accountant (CPA). He is the Chairman of Juxtapose Ergo Consultus Inc., Peakpower Energy Inc., Jin Navitas Electric Corporation, Jin Navitas Solaris Inc., and Confiar Land Corporation. He is a Director of Eton Properties Philippines, Inc., Transnational Diversified Corporation, Infinity Energy Trading Systems Pte. Ltd. (formerly Amber Kinetics Holdings Co. Pte. Ltd.), Globe Telecom, Inc., LH Paragon Group, Golden ABC, Inc., San Miguel Foods and Beverage, Inc., Robinsons Retail Holdings, Inc., and First Philippine Holdings Corporation. He is also a member of the Board of Trustees of St. Luke's Medical Center – Quezon City and St. Luke's Medical Center College of Medicine. He sits as a board member of St. Luke's Medical Center – Global City and St. Luke's Foundation, Inc. He is affiliated with the Makati Business Club, Harvard Law School Association of the Philippines, and Harvard Club of the Philippines. He was formerly the Chairman of Palm Concepcion Power Corporation (2018–2025). He was a Director of Philippine Airlines (2018–2019), PAL Holdings, Inc. (2018–2019), and JG Summit Holdings, Inc. (2018–2021). He was recognized as the Outstanding Professional of the Year in the field of Accountancy in 2019 by the Professional Regulation Commission for his distinguished contributions to the fields of accountancy, tax, and law. He was awarded Honorary Life Membership by the Philippine Institute of Certified Public Accountants in 2024, was named one of the 75 Most Outstanding University of the East Alumni in 2021, and received the Accountancy Centenary Award of Excellence from the Professional Regulatory Board of Accountancy in 2023. He held various positions in SGV & Co., including Chairman, Managing Partner, Vice Chairman and Deputy Managing Partner, Head of Tax Division, and Partner, Tax Services. For two terms, he was a member of the Ernst & Young Global Advisory Council. He was also ASEAN Tax Head and Far East Area Tax Leader from 2004 to 2009 and the Presiding Partner of the Asia Pacific Council of Ernst & Young. He graduated from the University of the East with a Bachelor of Science degree in Business Administration and obtained his Bachelor of Laws from the Ateneo Law School. He took a Master of Laws at Harvard Law School. He is a Harvard International Tax Program fellow and attended the Asian Institute of Management Management Development Program.
FRANCIS GILES B. PUNO **61 Years Old, Filipino** **Tenure: 15 years**	Mr. Francis Giles B. Puno was elected Director in March 2011 and is a member of the Executive, Compensation and Remuneration, Corporate Governance, and Finance and Investment Committees. He was appointed as President and Chief Operating Officer of FPH, effective October 2015. He is a member of the Executive Committee, Finance and Investment Committee,

	and the Board Risk Oversight Committee. He was Chief Finance Officer and Treasurer of FPH in October 2007 (promoted to Executive Vice President in September 2011), a position he held until September 30, 2015. He was Vice President since he joined the Corporation in June 1997. He is currently the Vice-Chairman, President and Chief Operating Officer of First Gen. He is a Director of the Energy Development Corporation and its various subsidiaries since 2007 and was appointed as Vice Chairman and Chief Executive Officer last July 1, 2023. He is also Chairman of FPH Pension Fund, First Batangas Hotel Corp., Legacy Homes, Inc. and First Philippine Development Corp. He is President of First Philippine Industrial Park, Inc., FPH Capital Resources, Inc., First Philippine Utilities Corp., FPHC Realty & Development Corp., and First Philippine Realty & Development Corp. He is Vice Chairman of First Philec, Inc. and FPH Land Ventures, Inc. He is likewise a director of First Balfour, Inc., Terraprime, Inc., ThermaPrime Drilling Corp., First Philippine Electric Corp., First Philec Energy Solutions, Inc., First Philec, Inc., First Philec Manufacturing Technologies Corp., First Philippine Power Systems, Inc., First Philippine Industrial Park, Inc., FPIP Property Developers & Mgt. Corp., FPIP Utilities, Inc., First Philippine Properties Corp., First Philippine Realty Corp., First Industrial Township, Inc., First Industrial Township Utilities, Inc., First Industrial Township Water, Inc., Grand Batangas Resort Development, Inc., Rockwell Land Corp., FP Island Energy Corp., First Industrial Science, and Technology School, Inc., Pi Energy Inc. and Pi Health Inc. Before joining FPH, he worked with the Chase Manhattan Bank as Vice President for its Global Power and Environmental Group. He is a Trustee for the Oscar M. Lopez Center for Climate Change Adaptation and Disaster Risk Management Foundation, Inc., Lopez Group Foundation Inc., Eugenio Lopez Foundation Inc., Knowledge Channel Foundation, Inc., Sikat Solar Challenge Foundation, Inc. and Philippine Business for Social Progress. He has a Bachelor of Science degree in Business Management from the Ateneo de Manila University and a Master in Business Administration degree from Northwestern University's Kellogg Graduate School of Management in Chicago, Illinois.
DIANA V. PARDO-AGUILAR **61 Years Old, Filipino** **Tenure: 1 year**	Ms. Pardo-Aguilar was elected as a Director on May 29, 2025. She serves as one of the Commissioners of the Philippine Social Security System. She is an investment banker with extensive experience in capital markets transactions and an entrepreneur with business interests in information technology and electronic payments, retail trade, and property management. She currently serves as Vice Chairperson of Security Bank Corporation and has been Chairperson of SB Capital Investment Corporation since August 2016. She is likewise a director of Philex Mining Corporation, Medical Doctors, Inc., Science Park of the Philippines, Inc., and Philippine Seven Corporation. Her past entrepreneurial engagements and directorships include Electronic Commerce Payment Networks, Philex Energy Corporation, Phoenix Petroleum Philippines, Inc., Wenphil Corporation, and Ionics, Inc. Beyond her corporate roles, Ms. Pardo-Aguilar is actively involved in socio-civic and mission-driven initiatives. She serves as Governor and Vice President of the Employers Confederation of the Philippines. She is Chair of the Investment Committee of the La Salle Institute in Rome, Italy, and a member of the De La Salle Philippines Investment Committee and the La Salle Institute's International Economic Council (IEC) in Rome. She previously served on the boards of De La Salle Medical and Health Sciences Institute and De La Salle Santiago Zobel, and was Past Chairperson of La Salle Green Hills. Ms. Pardo-Aguilar holds a Master's Degree in International Business and Finance from Pepperdine University, California (1988), and a Bachelor of Science degree in Computer Studies from De La Salle University, Manila (1985).
EMMANUEL ANTONIO P. SINGSON **60 Years Old, Filipino** **Tenure: 5 years**	Mr. Emmanuel Antonio P. Singson was elected as a Director in 2021 and is a member of the Executive, Finance and Investment, and Related Party Transactions Committees. He was promoted to Executive Vice President, Treasurer, and Chief Finance Officer of FPH, effective October 2021. He is presently the EVP, Treasurer, and CFO of First Gen Corporation, which he joined in 2001. He has led, structured, negotiated, and implemented multiple financing initiatives for First Gen and its subsidiaries, including the USD1.5B EDC acquisition in 2007 and the USD544M Sta. Rita Refinancing in 2008,

	and the USD360M Acquisition of British Gas shares in the First Gas companies in 2012. A number of key initiatives were undertaken under unfavorable financial circumstances. He was appointed Vice President of First Gen in 2005 and Head of Investor Relations in 2007. He was appointed Treasurer in 2010 and CFO in 2011. He is currently the President of First Philippine Development Corp. He is likewise Director and Treasurer of First Philec, Inc., FPH Land Ventures, Inc., First Philippine Properties Corp., First Philippine Realty Corp., FP Island Energy Corp., First Industrial Science, and Technology School, Inc., Grand Batangas Resort Development, Inc., First Philippine Utilities Corp., Pi Energy, Inc. and Pi Health, Inc. Mr. Singson is Director of First Balfour, Inc., Terraprime, Inc., First Philippine Electric Corp., First Industrial Township, Inc., First Industrial Township Utilities, Inc., First Industrial Township Water, Inc., First Philippine Industrial Park, Inc., FPIP Property Developers & Management Corp., FPIP Utilities, Inc., and FPH Capital Resources, Inc. He is likewise Treasurer of First Sumiden Realty, Inc. He is also a member of the board of trustee to the following foundations: Knowledge Channel Foundation, Inc, Ang Misyon, Lopez Group Foundation, Inc. (LGFI), and Solar Village Foundation. Mr. Singson holds a Bachelor of Science degree in Business Management from the Ateneo de Manila University (1987).
RICHARD B. TANTOCO **59 Years Old, Filipino** **Tenure: 8 years**	Mr. Richard B. Tantoco was elected as a Director of the Corporation on March 1, 2018, and is a member of the Corporate Governance, Finance and Investment, and Related Party Transactions Committees. He was an Executive Vice President from September 2011 to June 2023 and a Vice President of the Corporation from May 1997 to August 2011. He was the President and Chief Operating Officer of Energy Development Corporation from 2009 to 2023 and is a Director of the Corporation and several EDC subsidiaries. He also sits as a Director of First Gen Corporation since August 2005 and was an Executive Vice President of the company and several First Gen subsidiaries and its affiliates from 2007 to June 2023. He is also an independent director of Cebu Air, Inc. since 2021. He was the President from 2012 to 2023 and is a Trustee of the Oscar M. Lopez Center for Climate Change Adaptation and Disaster Risk Management Foundation, Inc., and is a Trustee in the board of several non-profit organizations, such as KEITECH Educational Foundation, Inc., The Eugenio Lopez Foundation, Inc., and The Knowledge Channel. Before joining FPH, he worked with Procter and Gamble Philippines as a Brand Manager and with the management consulting firm Booz, Allen, and Hamilton, Inc. in New York and London where he specialized in mergers and acquisition advisory, turnaround strategy advisory, and growth strategy formulation for media and manufacturing companies. Mr. Tantoco has an MBA in Finance from the Wharton School of Business of the University of Pennsylvania (1993) and a BS degree in Business Management from the Ateneo de Manila University, where he graduated with honors (1998).
CIELITO F. HABITO **Independent Director** **73 Years Old, Filipino** **Tenure: 1 year**	Dr. Cielito F. Habito was elected as an Independent Director on May 29, 2025, and is a member of the Audit, Compensation and Remuneration, Board Risk Oversight, and Related Party Transaction Committee. An accomplished economist, Dr. Habito is Chairman and Founding Partner of Brain Trust Inc. and writes the weekly column “No Free Lunch” in the Philippine Daily Inquirer, now on its 23rd year. He is also an Independent Director of PHINMA Corporation, Sun Life Prosperity Funds, and Manila Exposition Complex, Inc.. He serves as Chairman of the Advisory Committee of Japan International Cooperation Agency (JICA), Operation Compassion Philippines, and Life Learning Organization of PEACE; is a member of the World Bank Civil Society Advisory Group and the EDCOM II Standing Committee on Governance and Finance; and is Editor-in-Chief of the Asian Journal of Agriculture and Development. He served in the Cabinet of former President Fidel V. Ramos throughout his presidency from 1992 to 1998, as Secretary of Socioeconomic Planning heading the National Economic and Development Authority (NEDA). Before joining government, he was Professor and Chairman of the Department of Economics at the University of the Philippines Los Baños (UPLB), and after leaving NEDA, joined Ateneo de Manila University as Professor of Economics, where he also served as Director of the Ateneo Center for Economic Research and Development. He

	has likewise worked at the World Bank in Washington, D.C., Harvard University, the Center for Southeast Asian Studies of Kyoto University, and the Asian Development Bank Institute in Tokyo. He served as Chair of the Governing Board of the Economic Research Institute for ASEAN and East Asia (ERIA) from 2020 to 2023; as a member of the Board of Governors of the Management Association of the Philippines from 2022 to 2023; and as Trustee of the Ramon Magsaysay Award Foundation from 2018 to 2024. He has received numerous awards, including the Most Outstanding Golden Jubilarian (2025), Presidential Award (2019), and Most Outstanding Alumnus (1993) from the UPLB Alumni Association; the Philippine Legion of Honor (1998); The Outstanding Young Men (TOYM) Award (1991); and the Gawad Lagablab (Outstanding Alumnus) of the Philippine Science High School (1991). He holds a Bachelor of Science in Agriculture (Major in Agricultural Economics), summa cum laude (1975), from the University of the Philippines Los Baños; a Master of Economics (1978) from the University of New England (Australia); and a Master of Arts (1981) and Ph.D. in Economics (1984) from Harvard University.
Senior Board Adviser **JONATHAN C. RUSSELL** **61 Years Old, British**	Mr. Jonathan C. Russell, has been Senior Adviser of FPH since August 2012. He has been a Director of the Energy Development Corporation since November 2007. He is also an Executive Vice President and Chief Commercial Officer of First Gen Corporation. He was Vice President of Generation Ventures Associates (GVA), an international developer of independent power projects based in Boston, USA, responsible for developing 1,720MW of IPP projects in Asia. Before joining GVA, he worked for BG PLC based in London and Boston, responsible for developing power and natural gas distribution projects. He has a Bachelor of Science degree in Chemical and Administrative Sciences (with Honors) (1987) and a Master of Business Administration in International Business and Export Management degree (with Distinction) (1989), both from City University Business School in London, England.
Senior Board Adviser **MARIO L. BAUTISTA** **72 Years Old, Filipino**	Mr. Mario L. Bautista has been Board Adviser of FPH since May 2015. He sits as a director of Asian Eye Institute, Inc. He is a Founding Partner of the Poblador Bautista and Reyes Law Office and has been its Managing Partner since 1999 until July 15, 2025. He graduated with a Bachelor of Communication Arts from the Ateneo de Manila University (1975). He obtained his Bachelor of Laws Degree from the University of the Philippines (1979), ranking 6th in the Bar Examinations of that year. He was a Professor of Criminal Law at the Ateneo de Manila School of Law.

All the directors listed above are nominated for re-election at this year's ASM.

The following are new nominees:

RODERICO V. PUNO **63 Years Old, Filipino**	Mr. Roderico V. Puno is widely recognized as a leading authority in Philippine energy law and currently serves as the Managing Partner of Puno & Puno Law Offices. He is also the Chairperson of the Energy Lawyers Association of the Philippines (ELAP). He served as Vice President-Legal of First Philippine Holdings Corporation from 2001 to 2003, where he led the Philippine law aspects of a landmark US$500 million debt restructuring for the parent corporation and its affiliates. He was formerly a Director of Global Business Power (2004–2014) and GT Capital Holdings Inc. (2011–2017). Mr. Puno has extensive governance experience across the financial sector, having served as Corporate Secretary of BDO Private Bank (2004–2012), Corporate Secretary of BDO Securities, Inc. (2011–2012), and Assistant Corporate Secretary of Metropolitan Bank and Trust Company (2012–2014). He played a pivotal role in shaping the Philippine power sector as a member of the Technical Working Group of the House Committee on Energy that drafted the Electric Power Industry Reform Act (EPIRA). Consistently ranked among the country's premier legal practitioners, he has been recognized by leading global publications including Chambers & Partners, IFLR1000, Asia Pacific Legal 500, and Asialaw. He has been named to the *Asia Business Law Journal's* Top 100 Lawyers in the Philippines continuously since 2021, where he was also distinguished as one of 32 legal "Icons". He holds a

	Bachelor of Arts degree in Political Science (1985) and a Bachelor of Laws degree (1989) from the Ateneo de Manila University, as well as a Master of Laws degree with honors from Northwestern University School of Law in Chicago, Illinois.
LEE BENJAMIN Z. LERMA **55 Years Old, Filipino**	Atty. Lee Benjamin Z. Lerma is a Partner at the law firm Romulo Mabanta Buenaventura Sayoc & de los Angeles, a position he has held since January 2007 after serving as a Senior Associate and Associate with the firm since 1997. He also served as a Consultant for the Asian Development Bank from January 2001 to December 2007. In addition to his corporate legal practice, he has been a Professor at the Ateneo de Manila University School of Law since November 2001, teaching specialized courses in Credit Transactions, Statutory Construction, Energy Laws, and Legal Writing. He graduated from De La Salle University with a Bachelor of Arts in Economics and a Bachelor of Science in Legal Management. He obtained his Juris Doctor degree from the Ateneo de Manila University School of Law.
EVELYN R. SINGSON **82 Years Old, Filipino**	Mrs. Evelyn Reyes Singson currently serves as the Vice Chairman and President of Dusit Thani Philippines Inc. (doing business under the name Dusit Thani Manila), President of Gilt-Edged Properties Inc., Nord Anglia International School Manila, and La Bella Lifestyle Properties, Inc., and Treasurer of Four Treasures Development Corp. She is the Chairman of Wilcon Depot, MBG Equity Investment Fund, Inc., and MBG Asia Frontier Feeder UMF, Inc. Her previous corporate roles include serving as Director and President of APC Group Inc. and Subsidiaries, Chair and Co-Founder of Asian Hospital Inc., Executive Vice President of Security Bank and Subsidiaries, and Senior Vice President of Bancom Group Inc. and Subsidiaries. She also held directorships in Dizon Mining Corporation, Pryce Corporation, and State Bonding Corporation, and started her career as an auditor for SGV & Co. In the socio-civic sector, she is the National Chairperson of the Parish Pastoral Council for Responsible Voting (PPCRV) and sits as a trustee, officer, or member of the Shareholders' Association of the Philippines (SharePHIL), Institute of Solidarity in Asia (ISA), TOWNS Foundation, Philippine Center for Population and Development Inc., CHSI Philippines, NAMCYA, Women's Business Council, and the Management Association of the Philippines (MAP). She previously served as Vice Chair and Treasurer of NAMFREL and Chairperson of the National Independent Advisory & Monitoring Committee for the DSWD Pantawid Pamilyang Pilipino Program (4Ps). Mrs. Singson is a Certified Public Accountant. She holds a Master's in Business Administration (Dean's List) from the Kellogg School of Business, Northwestern University, and a Bachelor of Science in Business Administration (Magna Cum Laude) from the Assumption Convent.
JOSE RAMON R. GARCIA **65 Years Old, Filipino**	Mr. Jose Ramon Garcia has been actively involved in the shipping, trading, and logistics industry for over 30 years, during which he helped found 16 companies across various sectors. He currently serves as the President of Rayomar Management, Inc., Rayomarine, Ventis Maritime Corporation, Transmar Holdings, Inc., Overland Transport Services, Inc., and El Verano Properties, Inc. He is the Chairman of Orient Freight International, Inc., K Line Logistics, Inc., K Line Auto Solutions, Chariot Trailer Leasing, Inc., and Oriental Merchants, Inc., and serves as Treasurer of K Line Auto Logistics, Phils. Furthermore, he holds board directorships in Sun Logistics Technology, Inc., Asiatrans International, Inc., Nova Leisure Corporation, LBC Express, Inc., MBG Capital, Inc., MBG Investment Management, Inc., MBG Asia Frontier Feeder, UMF, Inc., and MBG Equity Investment Fund, Inc. Mr. Garcia is a regular resource speaker for the Entrepreneurs Organization, the Philippine Trade Training Center (PTTC), and the Philippine Shippers Bureau (PSB) on topics covering transportation, logistics, and international trade. He serves as a Director for the Filipino Shipowners Association (FSA), the Phil-Japan Manning Consultative Council (PJMCC), and Football Alliance, Inc., and is a Trustee for the Rayomar Outreach Foundation and the Philippine Inter-Island Sailing Foundation. Mr. Garcia holds a Master in Entrepreneurship from MIT (Boston), a Master of Science in International Business from St. Mary's College (California), and a Bachelor of Arts in Philosophy and Letters and a Bachelor of Science in Commerce Major in Marketing Management from De La Salle University, Manila.

BOARD ATTENDANCE

The record of attendance of the directors in the Board and stockholders' meetings for the calendar year 2025 is as follows:

DIRECTORS	Feb 6	Mar 27	May 8	May 29 ASM	May 29 OBM	Jul 3	Sep 4	Oct 9	Dec. 4
F.R. Lopez	✓	✓	✓	✓	✓	✓	✓	✓	✓
S.T. CuUnjieng	✓	✓	✓	✓	✓	✓	✓	✓	✓
M.E.L. Lopez	✓	✓	✓	✓	✓	✓	✓	✓	✓
R.G. Mantaring	X	✓	X	-	-	-	-	-	-
F.G.B. Puno	✓	✓	✓	✓	✓	✓	✓	✓	✓
D.P.Aguilar	-	-	X	✓	✓	✓	✓	✓	✓
R.B. Tantoco	✓	✓	✓	X	X	✓	✓	✓	✓
J.I. Ayala	✓	X	✓	✓	✓	✓	✓	✓	✓
D.O. Chua	X	✓	✓	✓	✓	✓	✓	X	✓
R.L. Feliciano	✓	✓	✓	X	X	X	✓	✓	✓
M. Lopez-Vargas	✓	✓	✓	✓	✓	✓	✓	✓	✓
C.P. Noel	✓	✓	✓	✓	✓	✓	✓	X	✓
E.P. Singson	✓	✓	✓	✓	✓	✓	✓	X	✓
B. R. Lopez	✓	✓	✓	✓	✓	X	X	✓	✓

Legend: √ -Present
X –Absent
ASM - Annual Stockholders Meeting
OBM – Organizational Meeting of the Board

None of the directors has an attendance of less than 50% with respect to the Board meetings.

The following are the Officers of the Corporation as of August 5, 2026:

VICTOR EMMANUEL B. SANTOS, JR. 58 Years Old, Filipino	Mr. Victor Emmanuel B. Santos, Jr. was promoted from Senior Vice President to Executive Vice President in October 2021. He has been Vice President since March 30, 2001. He is currently Executive Vice President of First Gen. He is Director of First Balfour, Inc., Terraprime, Inc., Thermaprime Drilling Corporation, First Philippine Electric Corp., First Philec Energy Solutions, Inc., First Philec, Inc., First PV Ventures Corporation, First Philec Manufacturing Technologies Corp., First Philec Solar Corp., First Philec Solar Solutions Corp., First Philippine Power Systems Inc., Philippine Electric Corporation, First Industrial Township Utilities Inc., First Philippine Industrial Park, Inc., First Philippine Properties Corp., First Philippine Realty Corporation, FP Island Energy Corporation, FPH Capital Resources Inc., First Industrial Science and Technology School, Inc., First Philippine Industrial Corporation, Legacy Homes, Inc., Pi Energy Inc., Pi Health, Inc., and Pi Health Manufacturing and Distribution Services Inc., Before joining FPH, he worked as Director for Global Markets at Enron Singapore. He earned his MBA in Finance at Fordham University, New York (1995).
ANTHONY M. MABASA 67 Years Old, Filipino	Mr. Anthony M. Mabasa was appointed Senior Vice President last September 2011. He has been a Vice President of the Corporation since 1994. He is currently the President of ThermaPrime Drilling Corp and First Phil. Industrial Corp. (FPIC). He is also a Director of First Balfour, Inc. He was President of Tollways Management Corporation from 2003 to 2008, President of FPIC from 2000 to 2003, an Executive Vice President of First Balfour from 1998 to 1999 and President & Chief Operating Officer of ECCO-Asia from August 1994 to October 1999. He earned a Bachelor of Science in Commerce degree, Major in Management of Financial Institutions, from De La Salle University (1979). He pursued his Masters in Business Administration degree at the University of the Philippines (1994).

RENATO A. CASTILLO 71 Years Old, Filipino	Mr. Renato A. Castillo has been Senior Vice President & Chief Risk Officer since August 2015. He is currently Senior Vice President & Chief Information Security Officer of First Gen Corporation, a position he has held since 2011 and 2023 respectively. He is also the Risk Management Officer of FPH since 2013. He is a Director of Terraprime, Inc., FPH Land Ventures, Inc., First Batangas Hotel Corp., First Philippine Realty Corp., FPH Capital Resource, Inc., FPH Realty & Dev't. Corp., First Philippine Realty & Dev't. Corp, First Philippine Electric Corp., First PV Ventures Corp., First Philippine Nexolon Corp., First Philippine Solar Corp., Philippine Electric Corp., First Philippine Utilities Corp., Legacy Homes Inc., FWV Biofields Corp., First Southern Philippines Enterprises Inc. Prior to joining First Gen, he was President and Chief Executive Officer of Manila North Harbour Port, Inc. from 2010 to 2011. Before this he held key positions in several financial institutions, the most recent being EVP and Chief Credit Officer of Philippine National Bank (2005-2010). He holds a Bachelor of Science in Commerce degree, Major in Accounting, from De La Salle University.
JOSE VALENTIN A. PANTANGCO, JR. 54 Years Old, Filipino	Mr. Jose Valentin A. Pantangco, Jr. is a Senior Vice President of First Philippine Holdings Corporation as of February 3, 2023, and has been the Head of Corporate Planning since October 2016. He concurrently serves as President and COO of First Balfour, Inc., Chief Commercial Officer of First Philippine Industrial Park, Inc., President of Asian Eye Institute, Inc., First Industrial Science and Technology College, Inc., The Medical Services of America (Philippines) Inc., Pi Health, Inc. [marketed under the brand PiVot], First Sumiden Realty, Inc., and FPH Land Ventures, Inc. He is also a Director of Rockwell Land Corp., Terraprime, Inc., First Philippine Electric Corp., First Batangas Hotel Corp., First Industrial Township, Inc., First Balfour, Inc., First Philippine Development Corp., First Philippine Industrial Park, Inc., FPIP Property Developers & Management Corp., FPIP Utilities, Inc., ThermaPrime Drilling Corp., First Philippine Realty Corp., Grand Batangas Resort Dev't., Inc., First Philippine Industrial Corporation. Prior to joining FPH, he was Managing Director for Consultancy and Business Development of Changi Airports International from 2007 until 2016. From 2004 to 2006 he was a Senior Associate at McKinsey and Company. A graduate of Harvard Business School, holding a Master of Business Administration (2004) and of the Ateneo de Manila University with a Bachelor of Arts degree in Economics (1994).
ANNA KARINA P. GEROCHI 58 Years Old, Filipino	Ms. Anna Karina P. Gerochi has been Vice President since March 2012. She has been Vice President & Head of the Human Resource Management Group of FPH since 2013, of First Gen since 2012, and of the First Philippine Industrial Park Group since 2019. Ms. Gerochi graduated with a Bachelor of Arts degree in Mathematics from Cornell University in 1988 and a Master of Engineering degree in Operations Research and Industrial Engineering from the same university in 1989. She completed her Executive Master in Business Administration (with distinction) at the Asian Institute of Management (AIM) in 2006. Before her assignment at First Gen, she was assigned as Vice President and General Manager of Asian Eye Institute. Prior to joining FPH, she was a Project Development Officer at Ayala Land, Inc. and a Planning Analyst at Pacific Gas and Electric Company in California.
ANTHONY L. FERNANDEZ 66 Years Old, Filipino	Mr. Anthony L. Fernandez has been Senior Vice President since February 2023. He is the Vice Chairman and Chief Executive Officer of First Balfour, Inc., a wholly-owned subsidiary of the Corporation since October 2024. He currently serves as Chairman of Therma One Transport Corporation. In addition, he holds several Directorships, serving on the Boards of Thermaprime Drilling Corporation, Torreverde Corporation, Terraprime, Inc., and Konecranes Philippines, Inc. Mr. Fernandez also serves as President of Batangas Bay Towage, Inc. He is also a Board Member of the Philippine Overseas Construction Board and a Trustee of the La Salle Botanical Garden Inc. and the Philippine Construction Association Foundation. He is also one of the first Filipino stewards of the Council for Inclusive Capitalism, a select pool of leaders committed to creating a more inclusive, sustainable, and trusted form of capitalism. He previously held

	office as President of the Philippine Constructors Association, Inc. (PCA) in 2008 and as Chairman of Philconstruct Events, Exhibitions, and Conferences Corp. (PEECC) in 2017. These roles demonstrate his executive leadership in corporate and industry organizations and highlight his governance contributions across both industry and nonprofit sectors. Mr. Fernandez holds a Bachelor of Science degree in Mechanical Engineering from De La Salle University and has completed executive programs at the Asian Institute of Management and IMD.
EMELITA D. SABELLA 63 Years Old, Filipino	Ms. Emelita D. Sabella has been Vice President since August 2013. She handles finance and treasury matters with FPH's Treasury Group. She is currently the Chief Finance Officer & Treasurer of Thermaprime Drilling Corp.; Chief Finance Officer of First Philippine Electric Corp. and Treasurer of First Philec Inc. She is the Assistant Treasurer of Oscar M. Lopez Center for Climate Change Adaptation and Disaster Risk Management Foundation, Inc. She served as FPH's Investor Relations Officer from August 2013 up to May 2023. She was a CFO, Treasurer, and Assistant Treasurer of several FPH subsidiaries up to October 2023. She graduated with a Bachelor of Accountancy degree (*cum laude*) from the Polytechnic University of the Philippines (1983). She holds an Executive Master in Business Administration degree from the Asian Institute of Management and is a Certified Public Accountant.
JONATHAN C. TANSENGCO 59 Years Old, Filipino	Mr. Jonathan C. Tansengco has been Vice President since February 2014. He is currently Senior Vice President & Chief Finance Officer of First Balfour, Inc., the engineering and construction arm of FPH. Concurrently, he also leads a team in First Balfour that explores opportunities in clean investments that support the decarbonization and regeneration agenda of FPH. He also serves as Treasurer of First PV Ventures Corp., First Philec Manufacturing Technologies Corp., First Philec Solar Solutions Corp. and First Phil. Power Systems, Inc. Prior to this role, he served as Chief Finance Officer of First Phil. Electric Corp. Before joining the FPH Group, he was Senior Vice President and Head of the Financial Advisory and Project Development Group of Investment & Capital Corporation of the Philippines (ICCP). He is a B.S. Industrial Engineering graduate of the University of the Philippines and holds a Master of Business Administration degree from the Columbia University Graduate School of Business, New York, USA.
RAMON A. CARANDANG 58 Years Old, Filipino	Mr. Ramon A. Carandang has been Vice President since May 2015. He also serves as Vice President at First Gen Corporation and concurrently holds the role of External Affairs Head and Vice President at First Philippine Industrial Park. He was also the former Head of Corporate Communications for Energy Development Corporation. He was in government from July 2010 to December 2013 as Secretary of the Presidential Communications Development and Strategic Planning Office at the Office of the President. Prior to this, he was a News Anchor/Field Reporter/Interviewer at ABS-CBN News from 2000 until June 2010. He graduated with an AB in Management Economics degree from the Ateneo de Manila University (1989)
SHIRLEY H. CRUZ 56 Years Old, Filipino	Ms. Shirley H. Cruz has been Vice President and Chief of Staff, Office of the Chairman since August 2015. As Chief of Staff, she manages the Office of the Chairman and CEO and acts as liaison to the senior management teams of the various FPH subsidiaries. She also coordinates external relations efforts, oversees special projects and events, and collaborates with the various foundations supported by FPH. She is Vice President and Head of Corporate Social Responsibility at First Gen Corporation, is Vice President and Head of Corporate Services at Pi Energy Inc., and also serves as Vice President of Ang Misyon, Inc. She has a Bachelor of Science degree in Economics (*cum laude*) from the University of the Philippines (1990).

MARIA CARMINA Z. UBAÑA 49 Years Old, Filipino	Ms. Maria Carmina Z. Ubaña has held the position of Vice President and Controller since April 2017. She currently also holds the position of Vice President and Controller of First Gen Corporation, a role she has held since 2011. Ms. Ubaña has held the same position within the First Gen Group of Companies, and various subsidiaries in the FPH Group. She is also a Director and Controller of First Philippine Electric Corp. and First Philippine Realty Corporation, and has been a member of the Board of Trustees of Solar Village Foundation since May 2024. Before joining the First Gen Group in 2000 as an Assistant Accounting Manager, Ms. Ubaña worked as an Auditor (Senior Audit In-charge) at SGV & Co. from 1997 to 1999. She holds a Bachelor of Science degree in Accountancy from the Polytechnic University of the Philippines, which she obtained in 1996. She successfully passed the board examinations for Certified Public Accountants in May 1997. Furthermore, she has earned credits towards a Master's in Business Administration degree from the De La Salle University Graduate School of Business.
MARTIN K. YUPANGCO 58 Years Old, Filipino	Mr. Martin K. Yupangco joined FPH as Senior Vice President for Strategy & Risk in February 2025. He is a Director of First Philippine Electric Corporation, a Senior Adviser to Energy Development Corporation and currently serves on the Board of Commissioners of PT Daya Mas Bumi Sentosa, First Gen–EDC's geothermal joint venture with the Sinar Mas Group of Indonesia. He likewise serves as President Commissioner of PT DMBS' various sub-holding companies. Mr. Yupangco brings extensive experience as the Founder and Managing Director of two advisory firms in Singapore: Optima Strategies, an international strategy, government & public affairs, and stakeholder management firm; and Investor Resources Counselors, which provides investment advisory, risk management, and alternative funding solutions. He was previously based in Hong Kong as Director and Head of Research at Elliott Investment Management, a US activist hedge fund, where he designed and developed investment strategies & activist campaigns, and led due diligence for its event-driven, arbitrage and distressed trades. He had earlier roles as Southeast Asia Director for the Restructuring, Dispute Analysis & Forensics practices of Alvarez & Marsal in Singapore, Executive Vice President at International Risk (now FTI Consulting) in New York, Managing Director and Head of Investigations and Business Intelligence at Kroll Associates, and Asia Representative for ORC, Inc. (now Mercer Consulting). Mr. Yupangco holds a Master of Science in Management degree in International Operations Management from the Arthur D. Little School of Management (Cambridge, MA) and a Bachelor of Science degree in Business and Government from Skidmore College (Saratoga Springs, NY).
MILAGROS D. FADRI 64 Years Old, Filipino	Ms. Milagros D. Fadri has been Vice President since August 2018. She is the Head of Compensation and Benefits Management for FPH and First Gen Group. She also handles key executive C&B management for key officers of FPH & First Gen Group. Prior to these functions, she handled HR Operations for FPH, including C&B, performance management, employee relations, and recruitment. She joined FPH in August 1990 and was an Assistant Vice President in the Human Resources Management Group prior to this appointment. She is a Certified Total Rewards Professional (CTRP) granted by the Asean Total Rewards Institute. She holds a B.S. Psychology degree from the University of the Philippines.
ENRIQUE I. QUIASON 65 Years Old, Filipino	Mr. Enrique I. Quiason has been the Corporate Secretary of the Corporation since February 1993. He is a Senior Partner of the Law Firm of Quiason Makalintal. He is also the Corporate Secretary of Lopez Holdings, Rockwell Land Corporation and of ABS-CBN. He is also the Corporate Secretary of Lopez,, Inc. and various subsidiaries or affiliates of FPH, Rockwell Land, ABS-CBN and Lopez Holdings. He graduated with a B.S. Business Economics (*cum laude*) degree in 1981 and with a Bachelor of Laws degree in 1985 from the University of the Philippines. He received his LL.M. in Securities Regulation from Georgetown University in 1991. His law firm acts as legal counsel to the Lopez group.

RACHEL R. HERNANDEZ 59 Years Old, Filipino	Ms. Rachel R. Hernandez was appointed Vice President, Assistant Corporate Secretary in July 2022, and Compliance Officer of the company in September 2023. Ms. Hernandez is currently Vice President (since 2013) and Corporate Secretary (since 2009) of First Gen Corporation. Prior to joining First Gen, she was Legal Counsel at CalEnergy International Services, Inc. She holds Bachelor of Laws (1992) and Bachelor of Arts in Philosophy (1986) degrees from the University of the Philippines. She is a member of the Philippine Bar and New York State Bar.
AGNES C. DE JESUS 72 Years Old, Filipino	Ms. Agnes C. De Jesus has been Vice President & Chief Sustainability Officer since February 2014. She brings extensive experience in environmental and social impact assessment, forest biodiversity and ecosystems, government relations, policy formulation, Corporate Social Responsibility, and conflict management. In recognition of her expertise, she was named to Asia's Top Sustainability Superwomen Honor List in 2018 and selected as one of Diligent's 2021 Modern Governance 100 under the ESG and Diversity Trailblazer category. She served as a member of the NEDA SDG Stakeholders' Chamber Environmental Working Group (2022-2024) and currently serves on the Working Group of the Climate and Sustainability Leadership Committee of the Makati Business Club (2026). Beyond her corporate role, Ms. de Jesus is a trainer at the Environmental and Social Sustainability Center of the University of the Philippines, was a member of the Advisory Council of Business for Sustainable Development-Philippines (2014-2023), and serves as Business Task Force Head of the climate movement "Ako ang Bukas" (since 2021). She previously chaired the National Steering Committee of the UNDP Small Grants Project (2011), served as environmental consultant for the Kenya Geothermal Program (1998-2011), and was Environmental Editor of the International Journal of Geothermal Research and its Applications (1996-2004). She has spoken at 22 foreign and 132 local conferences and authored 27 environmental and social articles and books. Prior to joining FPH, she was SVP for Environment and External Relations and Compliance Officer at Energy Development Corporation for 34 years until 2014. She holds B.S. and M.S. degrees in Botany from the University of the Philippines and completed the Management Development Program at the Asian Institute of Management. She is co-lead author of the "Philippine Climate Change Assessment Report- Working Group 3 on Mitigation of Climate Change" (issued during COP 29 in November 2024) and contributed Chapter 18 to Elsevier's 2025 book "Geothermal Power Generation, Developments and Innovation."
ANGELO G. MACABUHAY 56 Years Old, Filipino	Mr. Angelo G. Macabuhay has been Head of Internal Audit since September 2019. He is also the Head of Internal Audit (Vice President) of First Gen Corporation. He has 32 years of diverse experience within the Lopez Group. Prior to his Internal Audit assignment in First Gen, he was Business Development Officer for the LNG business, specifically exploring potential LNG supply sources for First Gen, developing financial and pricing models for an LNG storage and regasification terminal, and advocating the introduction of LNG use in the Philippines with regulators. In FPH, he started his career as Senior Auditor in 1994 and rose from the ranks, conducting internal audits for FPH and its subsidiaries. He was also assigned to non-audit positions such as Accounting Head of First Balfour, Operations Manager of Securities Transfer Services, Inc., and Investor Relations Officer of FPH. He holds a B.S. Commerce (Major in Accounting) degree from San Beda University (1991). He is a Certified Public Accountant, placing 14th in the 1992 National CPA Board Examinations, and an accredited Certified Internal Auditor by the Institute of Internal Auditors, U.S.A. He also attended the Executive MBA Program of the Asian Institute of Management.
KAREN Y. CHUNG 49 Years Old, Filipino	Ms. Karen Y. Chung was appointed Vice President last March 3, 2022 and serves as FPH's Head of Finance and Investor Relations Officer. As Head of Finance, she has negotiated and executed financing and other initiatives for FPH and its subsidiaries, including a ₱12B loan facility in 2020 and the 2021 tender offer by FPH for the Lopez Holdings shares held by the public. She currently serves as the Chief Finance Officer of Pi Energy, FP Island Energy and Terraprime. She is also the Treasurer of First Philippine

	Industrial Park, First Batangas Hotel, First Industrial Township, First Industrial Township Utilities, First Industrial Township Water, FPIP Utilities and Infopro Business Solutions. She has been with the FPH group since March 1, 2012. She was hired as AVP – Corporate Finance for First Philippine Electric Corporation, the holding company for FPH electrical utilities businesses including Philec, before moving to FPH in 2015 as AVP – Finance and Treasury, where she was appointed as the Head of Finance in 2021. Prior to joining the group, she worked for a US-based real estate investment company Capmark, the Philippine National Bank, and the Guoco Group of Companies. She holds a B.A. Economics degree from the Ateneo de Manila University.
ARNEL S. DE VERA 52 Years Old, Filipino	Mr. Arnel S. De Vera was appointed Vice President and Chief Digital and Information Officer in February 2026. Tasked with steering the Group's digital and shared services strategy and operations, Mr. De Vera collaborates with leaders across First Philippine Holdings (FPH) to navigate the rapid evolution of technology, including cybersecurity and artificial intelligence. He is responsible for driving digital transformation through innovation, capability building, and operational efficiency across all FPH operating companies. A seasoned technology leader, Mr. De Vera previously held key roles at Sky Cable, Delaware Consulting, and Indra. He holds Bachelor's degrees in Physics (1995) and Computer Engineering (1996) from Ateneo de Manila University. He completed post-graduate certification programs at the National University of Singapore (2024) and Singapore Management University (2025). He holds industry certifications in Project and Portfolio Management from the Project Management Institute.
JANINNA CYNTHIA P. MENDOZA 55 Years Old, Filipino	Ms. Janinna Cynthia P. Mendoza was appointed as Vice President of Strategic Brand Management of the company in April 2023. In this role, Ms. Mendoza leads the continuous refinement of the FPH brand architecture and strategy to reinforce its position among the Philippines' leading business conglomerates. The functions of this position also include the reinforcement of the FPH business units as established industry leaders in terms of growth, innovation and environmental stewardship. This position also ensures the alignment of portfolio brand management with enterprise and subsidiary growth strategies. Ms. Mendoza has extensive marketing and sales, business development and corporate planning experience. She also holds a concurrent role of Vice President in First Philippine Industrial Park. Prior to joining the group, Ms Mendoza held various leadership positions in the automotive industry with Ford Group Philippines, Mazda Southeast Asia, and Volkswagen Philippines. Prior to this, Ms. Mendoza also had business and policy development-related work in the telecommunications and tourism industries, and was an industry consultant with the Board of Investments with a focus on automotive manufacturing. Ms. Mendoza was a lecturer at the University of the Philippines, where she obtained both her undergraduate (BS Tourism Management) and master's (MBA, Honors) degrees.
LIANNE M. BACORRO 43 years old	Ms. Lianne M. Bacorro was appointed as Assistant Compliance Officer of the company in September 2023. Before joining the FPH Group in 2020, she was the Deputy Data Protection Officer of Ateneo de Manila University from 2019 to 2020. Previously, she was legal counsel of the company from 2012 to 2018. She holds a Juris Doctor of Laws degree from University of the Philippines (2007) and a Bachelor of Arts degree in Psychology from Ateneo de Manila University (2003). She is a member of the Philippine Bar.

Significant Employees

The Corporation considers all of its employees to be significant partners and contributors to the business.

Family Relationships

a) Mr. Federico R. Lopez, Ms. Mercedes Lopez-Vargas, and Mr. Benjamin R. Lopez are siblings.
b) Mr. Miguel Ernesto L. Lopez and Ms. Roberta L. Feliciano are first cousins of Mr. Federico R. Lopez,

Ms. Mercedes Lopez-Vargas, and Mr. Benjamin R. Lopez.

Involvement in certain legal proceedings

To the best of the Corporation's knowledge, as of the date of this report, there has been no occurrence during the past five (5) years of any of the following events which are material to an evaluation of the ability or integrity of any director or executive officer of the Corporation:

(i) The Corporation is not aware of any bankruptcy proceedings filed by or against any business of which a director, person nominated to become a director, or executive officer or control person of the Corporation is a party or of which any of their property is subject.

(ii) The Corporation is not aware of any conviction by final judgment in a criminal proceeding, domestic or foreign, of any of its directors, or executive officer or control person nominated to become a director, executive officers or control person.

(iii) The Corporation is not aware of any order, judgment or decree not subsequently reversed, superseded or vacated, by any court of competent jurisdiction, domestic or foreign, permanently or temporarily enjoining, barring, suspending or otherwise limiting the involvement of a director, person nominated to become a director, executive officer or control person in any type of business, securities, commodities or banking activities.

(iv) The Corporation is not aware of any findings by a domestic or foreign court of competent jurisdiction (in a civil action), the SEC or comparable foreign body, or a domestic or foreign exchange or electronic marketplace or self-regulatory organization, that any of its directors, person nominated to become a director, executive officer, or control person has violated a securities or commodities law.

Certain Relationships and Related Transactions

The Corporation, in the regular course of business, has entered into transactions, such as advances, loans and reimbursements of expenses, purchase, lease and sale of properties, and service agreements, with associates and other related parties at arm's-length basis. Management is required to declare any material related party transactions, which if falling under the set thresholds are to be reviewed by the Related Party Transactions Committee. Such material related party transactions, if any, are properly disclosed in the audited financial statements. There have been no material transactions during the past two (2) years, nor is any material transaction presently proposed, to which the Corporation was or is to be a party in which any director, executive officer of the Corporation, or security holder of more than 10% of the Corporation's voting securities, any relative or spouse of any such director or executive officer or owner of more than 10% of the Corporation's voting securities had or is to have a direct or indirect material interest except as provided hereinafter.

Lopez Holdings Corporation ("LPZ"), the major stockholder of the Corporation, is the registered owner of 60.67% of the voting stock of the Corporation. The nominees for regular directors, except for Ms. Pardo-Aguilar, who is a nominee of SSS, were nominated by LPZ (upon the recommendations of the Lopez, Inc. President and Ms. Maria Teresa L. Lopez) and by Ms. Ma. Margarita L. Lichauco. LPZ does not control any of the Corporation's key suppliers and customers.

No director has resigned since the date of the last annual stockholders' meeting of the Corporation because of a disagreement with the Corporation on matters relating to the Corporation's operations, policies and practices. Ms. Roberta L. Feliciano resigned as director of the Corporation on August 9, 2026, citing as reason therefor the sale by Crème Investment Corporation of its shares in Lopez, Inc.

Receivables from certain officers and employees were due to advances in the ordinary course of business.

Related Party Disclosures

Enterprises and individuals that directly, or indirectly through one or more intermediaries, control, or are controlled by, or under common control with the Corporation, including holding companies and fellow subsidiaries, are related entities of the Corporation. Associates and individuals owning, directly or indirectly, an interest in the voting power of the Corporation that gives them significant influence over the enterprise, key management personnel, including directors and officers of the Corporation, and close members of the family of these individuals and companies associated with these individuals, also constitute related entities. Transactions between related parties are accounted for at arm's-length prices or on terms similar to those offered to non-related entities in an economically comparable market.

In considering each possible related entity relationship, attention is directed to the substance of the relationship, and not merely the legal form.

The significant transactions with associates and other related parties at market prices in the normal course of business, and the related outstanding balances, are disclosed below and in the notes to consolidated financial statements.

The following are the significant transactions with related parties:

a. Amounts due to related parties represent noninterest-bearing U.S. dollar and Philippine peso denominated emergency loans to meet working capital and investment requirements of certain entities in the Lopez Group.
b. In December 2020, the Corporation announced a tender offer ("Tender Offer") to acquire a minimum of 908,459,782 issued and outstanding common stocks of LPZ representing approximately 20% of its total issued and outstanding common stocks and up to a maximum of 1,430,824,156 issued and outstanding common stocks representing approximately 31.5% of its total issued and outstanding common stocks, from all the shareholders of LPZ. The Tender Offer Period ran from January 22, 2021 until March 8, 2021, and with an offer price of ₱3.85 per common share. Following the close of the Tender Offer Period, a total of 712,206,016 common stocks of LPZ representing 15.68% of its total issued and outstanding common stocks were tendered, accepted and thereafter purchased by the Corporation for a total transaction value of ₱2,742 million. As at December 31, 2025, these shares held by the Corporation represent 15.67% of the total outstanding common stocks of LPZ.
c. The Corporation and most of its subsidiaries lease office spaces from Rockwell-Meralco BPO Venture, a joint venture of Rockwell Land Corporation, a subsidiary of FPH.
d. The Corporation has agreements with some of its subsidiaries for managing and operating the latter's support functions.
e. First Balfour has contracts for various works such as civil, structural and mechanical/piping works within the Group. Energy Development Corporation ("EDC") also engaged the services of Thermaprime Drilling Corporation ("Thermaprime") for drilling services such as, but not limited to, rig operations, rig maintenance, lease of rig, well design and engineering. In 2024, EDC also agreed to grant a loan to Thermaprime. On December 22, 2025, EDC entered into an agreement for payment by way of *dacion en pago* with Thermaprime for one of its rigs.
f. FGEN LNG Corporation ("FGEN LNG") executed a contract with Batangas Bay Towage, Inc. for the charter of four (4) tugs vessels.
g. First Industrial Science and Technology College, Inc. leases campus spaces from FPIP Property Developers and Management Corporation, a subsidiary of First Philippine Industrial Park.
h. In 2024 and 2023, Rockwell Land Corporation purchased parcels of land from ABS-CBN Corp. intended for future land development.
i. EDC entered into various loan agreements with IFC, one of its shareholders.
j. In 2025, the Corporation and First Gen Corporation ("First Gen") executed a Deed of Assignment over 210,330 common shares and 2,781,764 preferred shares of Pi Energy, Inc. for a total acquisition price of ₱1.0 billion.
k. In 2023, First Gen Singapore Pte. Ltd. ("FGen SG") executed a Master Ex-ship LNG Sale and Purchase Agreement ("MSPA") with each of First Gas Power Corporation, FGP Corp., First NatGas Power Corp. ("FNPC") and Prime Meridian Powergen Corporation for prospective LNG transactions during the term of the MSPA.

Intercompany Guarantees

First Gen

During the February 26, 2014 meeting, the Board of Directors of First Gen approved the confirmation, ratification and approval of the authority of First Gen, pursuant to Clause (i) of the Second Article of First Gen's Amended Articles of Incorporation, to act as a guarantor or co-obligor or assume any obligation of any person, corporation or entity in which First Gen may have an interest, directly or indirectly, including but not limited to FNPC, under such terms and conditions as First Gen's duly authorized representatives may deem necessary, proper or convenient in the best interest of First Gen and its relevant subsidiary. On May 12, 2014, the stockholders of First Gen ratified and confirmed such authority.

On July 10, 2014, First Gen signed a Guarantee and Indemnity Agreement with KfW, guaranteeing FNPC's punctual performance of all its payment obligations under the Export Credit Facility loan agreement. Pursuant to the November 17, 2025 sale transaction, a counter-indemnity agreement was signed between First Gen and Prime Infrastructure Capital, Inc. (Prime Infra) under which Prime Infra shall indemnify First Gen for its proportionate share of any claims made against First Gen under the Guarantee and Indemnity Agreement with KfW-IPEX.

On July 9, 2021, First Gen signed a Guarantee Agreement with MUFG Bank Ltd. ("MUFG") as a guarantor to the General Credit Agreement ("MUFG Agreement") signed by FGEN LNG and MUFG last July 7, 2021. Under the MUFG Agreement, MUFG is giving credit or affording bank facilities of up to $40.0 million to FGEN LNG. First Gen, as a guarantor, agrees to be jointly and severally liable with FGEN LNG to pay MUFG all sums of

money which are or at any time during the term of the guarantee be owing to MUFG by FGEN LNG pursuant to the MUFG Agreement.

On January 10, 2025, First Gen signed a Guarantee Agreement with Sumitomo Mitsui Banking Corporation Singapore Branch ("SMBC") as a guarantor pursuant to the Supplemental Facility Letter ("SMBC Letter") signed by FGen SG and SMBC last December 2, 2024. Under the SMBC Letter, SMBC is giving credit or affording bank facilities of up to $150.0 million to FGen SG. First Gen, as a guarantor, agrees to be jointly and severally liable with FGen SG to pay SMBC all sums of money which are or at any time during the term of the guarantee be owing to SMBC by FGen SG pursuant to the SMBC Letter.

On June 11, 2025, First Gen signed an amendment to the Guarantee Agreement with ING as a guarantor pursuant to the Reimbursement Agreement dated July 28, 2023, as amended on September 26, 2023, signed by FGen SG and ING ("ING Agreement"). Under the ING Agreement, ING is giving credit or affording bank facilities of up to $100.0 million to FGen SG. First Gen, as a guarantor, agrees to be jointly and severally liable with FGen SG to pay ING all sums of money, which are or at any time during the term of the guarantee be owing to ING by FGen SG pursuant to the ING Agreement.

On May 29, 2024, First Gen signed a Guarantee Agreement with ING as a guarantor pursuant to the Accession Agreement to the ING Agreement ("ING Accession Agreement") signed by FGEN LNG and ING on the same date. Under the ING Accession Agreement, ING agrees to issue SBLC/s as may be required from time to time of up to $75.0 million to FGEN LNG. First Gen, as a guarantor, agrees to be jointly and severally liable with FGEN LNG to pay ING all sums of money which are or at any time during the term of the guarantee be owing to ING by FGEN LNG pursuant to the ING Accession Agreement.

On June 11, 2025, the Guarantee Agreement was amended to reflect the updated terms and conditions of the Guarantee. Pursuant to the November 17, 2025 sale transaction relating to the Gas Business, a counter-indemnity agreement was signed between First Gen and Prime Infra under which Prime Infra shall indemnify First Gen for its proportionate share of any claims made against First Gen.

EDC

EDC issued letters of credit amounting to $80.0 million in favor of its subsidiary, EDC Chile Limitada, as evidence of its financial support for EDC Chile Limitada's participation in the bids for geothermal concession areas by the Chilean Government.

EDC also issued letters of credit in favor of its subsidiaries in Peru, namely, EDC Peru S.A.C. and EDC Energia Verde Peru S.A.C. at $0.27 million each as evidence of EDC's financial support for the geothermal authorizations related to the exploration drilling activities of the said entities which expired on March 1, 2024 and February 21, 2024, respectively. On May 25, 2023, the Board and stockholders of EDC Peru S.A.C. decided to no longer pursue exploration and development activities in Peru due to political and market factors.

Under the bilateral corporate term loan agreements executed in December 2024 by EDC Burgos Wind Power Corporation with BDO and Mizuho, any debt service shortfall amount under these loans is guaranteed by EDC.

Terms and Conditions of Transactions with Related Parties

Sales to and purchases from related parties are made at normal market prices. Outstanding balances at year-end are unsecured, interest-free and settlement occurs in cash. For the years ended December 31, 2025, 2024 and 2023, the Group has not recorded any material impairment of receivables relating to amounts owed by related parties. This assessment is undertaken each year through the examination of the financial position of the related parties and the market in which the related parties operate.

Insider Trading/Material Inside Information

The Corporation is not aware of any case of insider trading involving any of its directors and officers in the past two (2) years.

As a policy, the Corporation does not allow the unlawful use of material inside information by any of its directors, officers and employees and has in place disclosure and trading guidelines, a copy of which is available on its website *(**http://www.fphc.com/wp-content/uploads/2015/06/Trading-Advisory.pdf**).*

Compensation of Directors and Executive Officers

Federico R. Lopez, Chairman & CEO Benjamin R. Lopez, Vice Chairman & SVP Francis Giles B. Puno, President & COO Emmanuel Antonio P. Singson, EVP, Treasurer & CFO Jose Valentin A. Pantangco, Jr., SVP & Head, Corporate Planning		
TOTAL For the top 5 most highly compensated directors/officers named above[1]	**SALARY**	**BONUS**
Estimated 2026	94,249,680.00	92,602,056.92
Actual 2025	93,562,283.76	125,650,536.92
Actual 2024	86,936,409.37	96,938,510.39
All Other Directors Estimated 2026		73,333,333.33
Actual 2025		73,333,333.33
Actual 2024		86,666,666.67
All Other Officers Estimated 2026	14,326,872.00	8,357,342.00
Actual 2025	22,350,719.31	16,174,200.00
Actual 2024	56,256,767.13	32,816,074.94

[1] Includes projected movements of personnel who would qualify.

In 2025, the directors of the Corporation received the following amount of fees as gross compensation (inclusive of bonuses and per diem) for their performance of duties and functions as members of the Board of Directors:

JAIME I. AYALA	6,380,000.00
DAVID O. CHUA	6,260,000.00
STEPHEN ANTHONY T. CUUNJIENG	6,300,000.00
ROBERTA L. FELICIANO[7]	6,260,000.00
MERCEDES LOPEZ-VARGAS	6,260,000.00
MIGUEL ERNESTO L. LOPEZ	6,260,000.00
CIRILO P. NOEL	6,360,000.00
RICHARD B. TANTOCO	6,200,000.00
DIANA P. AGUILAR**	140,000.00
CIELITO F. HABITO	6,240,000.00
FRANCISCO ED. LIM[8]	6,180,000.00
FEDERICO R. LOPEZ	6,220,000.00
BENJAMIN R. LOPEZ	6,200,000.00
FRANCIS GILES B. PUNO	6,200,000.00
EMMANUEL ANTONIO P. SINGSON	6,160,000.00
RIZALINA G. MANTARING[9]	6,120,000.00

**All compensation are in the name of, and received by, SSS.

Compensation of Directors

(A) Standard Arrangements. Under the Corporation's By-Laws, directors shall receive a reasonable per diem for his/her attendance at each meeting and may receive a portion of the profits as determined by the Chairman and President. Directors receive a per diem of ₱20,000.00 for every board and committee meeting. In addition, Section 29 of the Revised Corporation Code of the Philippines provides that the total yearly compensation of the directors shall not exceed ten percent (10%) of the net income before income tax of the Corporation during the preceding year.

(B) Other Arrangements. The Corporation does not have any other arrangements pursuant to which any director is compensated directly or indirectly for any service provided as a director.

[7] Resigned as of August 9, 2026.
[8] Resigned as of June 9, 2025.
[9] Term ended as of May 29, 2025.

Employment Contracts and Termination of Employment and Change-in-Control Arrangements

(A) All employees of the Corporation, including officers, sign a standard engagement contract which states their compensation, benefits and privileges. Under the Corporation's By-Laws, officers and employees may receive not more than two and three fourths percent (2 ¾ %) of the Corporation's annual profits or net earnings as may be determined by the Chairman of the Board and the President. The Corporation maintains a qualified, non-contributory trustee pension plan covering substantially all employees.

(B) The Corporation does not have any compensatory plan or arrangement resulting from the resignation, retirement, or any other termination of an executive officer's employment with the Corporation or its subsidiaries or from a change in control of the Corporation or a change in an executive officer's responsibilities following a change-in-control, except for such rights as may have already vested under the Corporation's Retirement Plan or as may be provided for under its standard benefits.

Options Outstanding

The Corporation's Executive Stock Option Plan (ESOP) expired last March 31, 2016.

Compliance with Leading Practices on Corporate Governance

FPH affirms its commitment to the highest standards of corporate governance, applying the principles of transparency, integrity, and accountability in all actions geared towards sustainable growth and value creation.

FPH has been compliant with the SEC Code of Corporate Governance for Publicly-Listed Companies since its inception. FPH first adopted a Manual for Corporate Governance on January 1, 2003. Pursuant to SEC Memorandum Circular No. 19 Series of 2016, which mandated a new Code of Corporate Governance for Publicly-Listed Companies, a revised manual was adopted by the Corporation in 2017. FPH has sought to continuously abide by its manual and related issuances, which form part of its commitment to comply with the latest rules and regulations. For 2024, FPH is in full compliance with the Code of Corporate Governance.

In 2025, it made available to all of its directors and officers a Corporate Governance Seminar administered by the SGV & Co., an accredited provider of the SEC. All directors and officers have attended the required training for 2025.

FPH submitted its Integrated Annual Corporate Governance Report last May 29, 2026 pursuant to SEC regulations.

This following discussion describes the highlights of FPH's corporate governance practices throughout the financial year ended December 31, 2025:

1. Composition of the Board – The FPH Board is composed of fifteen (15) members. However, with the appointment of Mr. Francis Ed Lim to the SEC, which necessitated his resignation from the Board on June 9, 2025, and the resignation of Ms. Roberta L. Feliciano on August 9, 2026, two (2) seats remain vacant. The members of the Board are all professionals with expertise in management, governance, regulatory, environment, education, communications, investments and corporate social responsibility, ensuring a diverse Board composition. Currently, FPH has four (4) independent directors, five (5) non-executive directors and four (4) executive directors. Non-executive directors, including the independent directors, comprise sixty-nine percent (69%) of the Board.

2. To ensure that the Board meetings are well-attended, the schedule for all the meetings for the year is set at the beginning of the year, typically for the first Thursday of every month.

3. Executive Session of Independent and Non-Executive Directors - The independent and non-executive directors conducted a meeting on December 4, 2025 chaired by the Lead Independent Director, Mr. Stephen T. CuUnjieng. This was with the attendance of the External Auditor, Chief Risk Officer, Compliance Officer and Head of Internal Audit. No other member of management was present in order to insure the open discussion of any matter or issue relevant to FPH.

4. Committee Meetings – During the past year, several of the committees have held meetings to cover various issues relevant to FPH. The Audit Committee convened four (4) times to discuss impact assessments, comprehensive income and the group's financial position. The Corporate Governance Committee held two (2) meetings to discuss the nominations for election as directors during the ASM, the appointments of SSS nominees as directors, and the appointment of an officer. The Board Risk Oversight Committee met three (3) times to discuss the strategic risks of several subsidiaries.

5. Annual Strategic Sessions / Conferences - FPH conducts annual strategic sessions with management and members of the Board. The annual Board retreat was held on October 9, December 4, and January 5, 2026, to provide an opportunity to review strategies and the possibility of harmonizing common objectives.

6. Annual Board performance self-assessment - For 2025, the assessment form has been sent on an online format (Google Form). The self-assessment is designed to effectively monitor the governance functions of the various Board committees, the directors, the Chairman & CEO, and the President & COO. This is sent out annually to the members of the Board.

Board Committees

Pursuant to the Manual for Corporate Governance, the Board has formed chartered standing committees: a Corporate Governance Committee, a Compensation and Remuneration Committee; an Audit Committee; a Finance and Investment Committee; a Board Risk Oversight Committee and a Related Party Transactions Committee. It likewise has an Executive Committee.

1. Corporate Governance Committee - The Corporate Governance Committee shall have the principal function of selecting directors and passing upon their qualifications. It shall also ensure that Board elections provide a mix of proficient directors, each of whom is able to add value and bring prudent judgment in the decision-making process.

2. Compensation and Remuneration Committee - To promote a culture that supports enterprise and innovation, the Board of Directors, through its Compensation and Remuneration Committee, is empowered to determine appropriate short-term and long-term performance-related rewards that are fair and achievable in motivating the management and employees.

3. Audit Committee - The Audit Committee assists the Board of Directors in fulfilling its oversight responsibilities for management and financial reporting processes, the system of internal controls, and the maintenance of an effective audit process, as well as the process for monitoring compliance with the Corporate Code of Conduct and Ethics.

4. Finance and Investment Committee - The Finance and Investment Committee shall review and recommend investment objectives, policies, and strategies, as well as recommend major fund-raising activities. It shall also review and recommend major capital expenditures, investment, or divestment opportunities.

5. Board Risk Oversight Committee - The Board Risk Oversight Committee assists the Board of Directors in ensuring that there is an effective and integrated risk management process in place. The Committee is responsible for the oversight of the Corporation’s Enterprise Risk Management (ERM) system to ensure its functionality and effectiveness.

6. Related Party Transactions Committee - The Related Party Transactions Committee assists the Board of Directors in fulfilling its oversight responsibilities in furtherance of good corporate governance and ensure the protection of minority investors, and in monitoring compliance with the Material Related Party Transactions Policy.

7. Executive Committee - The Executive Committee is provided for in the Corporation’s By-laws. It is composed of four (4) members of the Board, including two (2) senior management officers, to exercise the powers of the Board of Directors in between meetings. Its powers involve the management and direction of the affairs of the Corporation in all cases in which specific direction has not been given by the Board. As such, all actions taken by the Executive Committee are reported to the Board at the next succeeding meeting for ratification, or revision, when necessary.

FPH also has an Internal Audit Group (“IAG”) composed of Certified Public Accountants and Certified Internal Auditors, among others. The IAG reports to the Board through the Audit Committee, which in turn determines the adequacy of the Corporation’s internal controls, integrity in financial reporting, and process for monitoring compliance with the Corporate Code of Conduct and Ethics. The IAG provides assurance and consulting functions for FPH and its subsidiaries in the areas of internal control, corporate governance and risk management. It conducts its internal audit activities in accordance with the International Standards for the Professional Practice of Internal Auditing under the International Professional Practices Framework as promulgated by the Institute of Internal Auditors. There are two (2) Board committees effectively overseeing compliance requirements – the Audit Committee and the Board Risk Oversight Committee, apart from the general oversight exercised by the Board and senior management.

The Audit, Board Risk Oversight and Related Party Transactions Committees are chaired by independent

directors, and with a majority of the members being qualified non-executive directors. FPH intends to continue to have four (4) independent directors over and above the legal requirement of three (3) such directors under the Revised Corporation Code. It has appointed a Lead Independent Director in the person of Mr. Stephen C. CuUnjieng. FPH has also appointed Mr. Renato A. Castillo as Chief Risk Officer to provide the necessary assistance in connection with the Board Risk Oversight Committee and the Risk Management Group's performance of their functions. Mr. Castillo holds the rank of SVP and oversees the FPH group's risk management concerns. A Compliance Officer with the rank of Vice President, Ms. Rachel R. Hernandez was appointed on September 7, 2023, along with Ms. Lianne M. Bacorro as Assistant Compliance Officer.

Stockholder Involvement

FPH has always sought to keep communications open with its stockholders and encourages them to participate in the meeting of shareholders either in person or by proxy. Shareholders are free to write to the Corporate Governance Committee should they have recommendations and/or nominations for Board directorship. FPH undertakes specific activities to listen and learn from stakeholders regarding their requirements, needs and changing expectations. FPH takes the effort to meet its stakeholders, directly or through its affiliates, and communicates through one-on-one meetings online or by other means, investors' conferences, annual stockholders' meetings, disclosures and press releases. In addition, with the adoption of the Integrated Reporting Framework for FPH corporate reports starting 2019, a yearly survey of the sustainability of Environmental, Social, and Governance issues material to investors has been programmed by the Corporation.

Sustainability Policies

In 2018, FPH began the formal implementation of Sustainability Policies for Responsible Asset Protection, Human Rights, Gender Equality and Diversity, and Cultural Heritage and Indigenous Peoples. In 2020, the Sustainability Guidelines for each of the policies was issued and approved.

FPH likewise implements corporate excellence initiatives both at the parent and subsidiary levels such as the Lopez Achievement Awards ("LAA") and the Unsung Hero Awards. The LAA aims to recognize and reward outstanding team or individual achievements that are exemplary in nature, contribute to business objectives and exemplify the Lopez Values. FPH had the inaugural issue of its Corporate Sustainability Report in 2016. In November 2017, it was recognized by the Philippine Stock Exchange with the Bell Award for Excellence in Corporate Governance with respect to having the Best Sustainability Program.

For 2025, FPH and its subsidiaries received the following awards:

First Philippine Holdings Corporation	Two (2) Golden Arrow Awards based upon the ASEAN Corporate Governance Scorecard	Institute of Corporate Directors
First Gen Corporation	Three (3) Golden Arrows in the Golden Arrow Awards based upon the ASEAN Corporate Governance Scorecard	Institute of Corporate Directors
	Sustainability Champions in 2025 for leadership in clean energy, environmental protection, and support for the UN Sustainable Development Goals	The Manila Times
	Medal of Recognition Enterprise Development for Threads of Change, supporting indigenous weavers in Jabonga	League of Corporate Foundations (LCF)
	Plaque of Recognition – Education & Community Empowerment	Department of Education (DepEd) Caraga Region, Jabonga District
	Top Scholarship Grantor – Gawad UBian 2025	University of Batangas
	Testimonial Plaque - 10 Years of Support with 1000 units of blood donation (Batangas)	Philippine National Red Cross
	Industrial Safety Award of Excellence in recognition for achieving 13,538,854 Safe Man-hours without lost time accident (Batangas)	Safety Organization of the Philippines, Inc.
	Perfect Safety Record in recognition for achieving 289,440 Safe Man-hours without lost time accident (Head Office)	Safety Organization of the Philippines, Inc.
	Certificate of Appreciation – Support to ICCs/IPs of Agusan del Norte	National Commission on Indigenous People (NCIP) – Agusan del Norte / Province of Agusan del Norte

	Plaque of Appreciation – Industry–Academe Collaboration	Saint Joseph Institute of Technology, Butuan City
	Certificate of Recognition – Distinguished University Partner	Batangas State University (BSU)
	Certificate of Recognition – University Partnership & Collaboration	Lyceum of the Philippines University (LPU)
	Bronze Award in the Asia's Best Integrated Report (Large Company) category at the 11th Asia Integrated Reporting Awards	CSRWorks International
Energy Development Corporation	Renewable Energy - Gold winner PLCs and large companies: EDC's Tongonan Geothermal Plant: 40 years of clean, reliable 24/7 power	Inquirer Group of Companies
	Gold Award for Renewable Energy at the 1st Asia ESG Positive Impact Awards 2025	Star Media Group
	Sustainable Energy Award for RE Projects On-Grid Areas (BacMan)	Department of Energy
	AREA Award Social Empowerment Category for Kananga-First Gen-EDC Institute of Technology (KEITECH) Educational Foundation, Inc.	Asia Responsible Enterprise Award
	Platinum Corporate Safety and Health Excellence Award in recognition for achieving 10 years or 20 million Safe Man-hours without lost time accident (BacMan)	Safety & Health Association of the Philippine Energy Sector, Inc. (SHAPES)
	Sustainable Ecosystems /Biodiversity Conservation) - Gold Winner	Inquirer Group of Companies
	PLCs and large companies: BINHI's 15-Year Regenerative Journey: Restoring Ecosystems, Protecting Nature	
	Inquirer ESG Edge Impact Awards 2025	
	Silver Award for Biodiversity Conservation at the 1st Asia ESG Positive Impact Awards 2025	Star Media Group
	Philippine Quill Division 4: Communication Skills Category 21: Communication for the Web EDC's BINHI Greening Legacy Branches Out into the Digital Forest	International Association of Business Communicators - Philippines
	Responsible Business Leadership Award (Finalist) for BINHI	Restor Life Award
	AREA Award - Green Leadership Category (BINHI CommuniTree: Cultivating a Nationwide Movement for Native Tree Reforestation)	Asia Responsible Enterprise Award (AREA)
	RestorLife Award – Finalist for BINHI	United Nations Convention to Combat Desertification
	Pag-Ataman Han Kalibungan Awards 2025 for BINHI	Department of Environment and Natural Resources (DENR) Region VIII
	Gold Awardee for 2nd Photo Exhibition: AFOCO Annual Technical Workshop for BINHI	Asian Forestry Cooperation Organization (AFOCO)
	Asia ESG Positive Impact Awards Silver award in biodiversity conservation for BINHI	Asia ESG Positive Impact Regional Awards
	Natatanging Kawani ng Lobo Batangas for BINHI	Municipal Government of Lobo
	Golden Quill Award for the Community Relations Category for BINHI	International Association of Business Communicators - Philippines
	Green Partnership Award (Mt. Apo)	DENR Region XII
	Green Ally Award (Mt. Apo)	DENR Region XII
	Gawad Kaagapay as DepEd's Valued Stakeholders & Partners in achieving the Division's goals and objectives for the SIKAT Program (Mt. Apo)	DepEd Region XII
	DepEd's Stakeholders' Recognition for the SIKAT Program of Mt. Apo Foundation Inc	DepEd Bago City
First Balfour, Inc.	Twelve (12) Awards for Perfect Safety Record (Head Office and Projects)	Safety Organization of the Philippines - 16th National

	Four (4) Awards of Merit for Achieving Two-million Safe Work Hours	Construction Safety Conference
	Two (2) Awards of Honor for Achieving Five-million Safe Work Hours	
	Professional Awards	
	Outstanding Corporate Safety & Health Awards (Corporate Office, Leyte BAU CWRMS Project, ThermaOne Rentals, ThermaOne Transport)	Safety and Health Association of the Philippines for Energy Sector (SHAPES) - Energy Safety, Health and Environment Conference
	Outstanding Safety & Health Professional Awards (Corporate Office, ThermaOne Rentals, ThermaOne Transport)	
First Philippine Industrial Park, Inc.	Top 6 real property taxpayers for the business category	City Government of Tanauan
	Top 7 real property taxpayers for the business category	City Government of Santo Tomas
	Champion - City Urban Fire Olympics Competition	Bureau of Fire Protection Sto. Tomas
	Champion - Regional Urban Fire Olympics Competition	Bureau of Fire Protection Region 4A
First Gen Hydro Power Corporation	Certificate of Recognition – Outstanding Private Corporation	DepEd Nueva Ecija
	Certificate of Participation – Support to “Ilawan sa Pandawan”	Municipality of Pantabangan
	Certificate of Appreciation for the invaluable support to the Brigada Eskwela	DepEd-Pantabangan National High School
	Certificate of Recognition – Valued Partner in Environmental Awareness & Sustainability	Pantabangan National High School
	Certificate of Recognition – Valued Partner in Environmental Awareness & Sustainability	Cadaclan Integrated School, Pantabangan
First Industrial Township Water, Inc.	Certificates of Water Safety Plan (WSP)	Philippine Economic Zone Authority & Department of Health
First Industrial Township, Inc.	Top 10 real property taxpayers for the business category	City Government of Tanauan
FPIP Utilities Incorporated	Certificates of Water Safety Plan (WSP)	Philippine Economic Zone Authority & Department of Health
	Success Story Award	Pollution Control Association of the Philippines, Inc.
	Mother Nature Award	
	PCAPI National Chapter’s 2025 Outstanding Pollution Control Officers (TOPCO)	
	Sustained commitment to environmental stewardship through the "Adopt-a-Estero /Waterbody Program"	DENR-EMB
FGP Corporation[10]	3 Million Man-Hours Safety Milestone Award	Department of Labor and Employment (DOLE) Region 4A
Prime Meridian Power Corporation[11]	1 Million Man-Hours Safety Milestone Award	Department of Labor and Employment (DOLE) Region 4A
FG Bukidnon Power Corporation	Perfect Safety Record in recognition for achieving 192,129.9 Safe Man-hours without lost time accident	Safety Organization of the Philippines, Inc.
Bacman Geothermal Inc.	Bronze Corporate Safety and Health Excellence Award for achieving 2 years or 3 million Safe Man-hours without lost time accident	Safety & Health Association of the Philippine Energy Sector, Inc.

Corporate Social Responsibility

Alongside being environmental stewards, our businesses are entrusted to empower all of our host communities. We maintained our social development programs to address the needs of our host communities and ensure their self-reliance.

[10] No longer a subsidiary of First Gen effective November 2025.
[11] No longer a subsidiary of First Gen effective November 2025.

Corporate Social Responsibility (CSR) teams are deployed within the areas of our operations. Through them and our local operations team, we frequently engage with our host and local communities to ensure the smooth implementation of our environmental and social development programs. These are done in the form of regular community dialogues, focused group discussions, maintaining an open communication line with our community members, and installation of grievance redress mechanisms to address their concerns. Our power generation segment is compliant with national regulations on benefits sharing with communities that host our power plants. Creating meaningful engagements with our host and local communities allows us to acquire a social license to operate in various parts of the country.

Healthcare

Our businesses actively collaborate with communities and local health centers to bolster accessible quality health services. Through partnerships with government health offices, local organizations, and volunteer practitioners, the Group conducted impactful health missions in Batangas City, Agusan del Norte, Nueva Ecija, and Bukidnon. These initiatives successfully addressed vital healthcare needs, including dental and eye care, and the distribution of essential medicines, thereby building stronger, more resilient communities. To ensure long-term impact, FPH also provided training to barangay health workers in host municipalities and barangays in Nueva Ecija, enhancing their capability to deliver health services.

Continuing a long-standing practice, First Balfour and First Philippine Industrial Park regularly host blood donation drives in their operational areas. Partnering with the Red Cross Philippines and local healthcare units, these drives provide access to free blood for emergencies or medical procedures, benefiting their immediate families and host communities.

For Asian Eye Institute (“AEI”), eyecare services extend beyond business. Recognizing the difficulty underprivileged communities face in accessing these services, AEI's CSR programs prioritize accessibility. These programs include eyewear donation and refurbishment with community partners, offering surgical procedures for underprivileged cataract patients, and screening underserved beneficiaries, which has resulted in the successful dispensing of prescription eyewear.

Education and Training

FPH and its business groups actively support the education sector, advocating for young learners and educational institutions to ensure access to quality education. In 2025, the group's commitment was demonstrated by awarding a total of 1,174 scholarships through various programs supported by its businesses.

Furthermore, FPH contributed to improving learning environments across the country by supporting over 140 schools through participation in initiatives like Brigada Eskwela (School Rehabilitation and Refurbishment) and "Adopt-a-School."

Beyond these general initiatives, the FPH Power Group’s flagship educational program, SIKAT, focuses on promoting a holistic learning experience for its scholars. This includes engagement activities such as coaching and mentoring support, solidarity building boot camps, and check-in sessions with Community Partners.

Sustainable Livelihood

As part of our commitment to empowering our host communities, offering sustainable livelihood programs equips community members with the tools and opportunities to improve their economic independence. First Gen's core focus on livelihood is designed to help partner communities enhance their quality of life by teaching and enhancing employable skills and guiding them to create meaningful livelihoods aligned with the regenerative future we envision.

The social enterprise development program provided livelihood for 294 individuals, including farmers from BINHI Farmers Associations and MAMAFASWAS members.

Indigenous Communities

In 2025, twenty-two (22) concerns were recorded, mostly regarding local hiring by our contractors, while other issues pertained to safety and security, primarily due to misunderstandings. These concerns underwent the Indigenous Peoples’ customary practice of resolution, as well as the company’s procedure. All were closed out, and all parties involved reached an agreement. These resolutions led to the strengthening of our local hiring guidelines and their dissemination to the contractors.

It is important to note that the recorded concerns do not indicate violations of IP rights as defined in the Indigenous Peoples Rights Act (RA 8371 of 1997) but rather serve as documentation of issues including how it was managed and resolved.

Disaster Risk Reduction and Management

With the Philippines being the most vulnerable country to climate-related disasters, the group has embraced its responsibility to support our communities in times of crisis.

1,273	Households assisted post-calamity
3	Homes for calamity-displaced families
900	Relief packs and educational materials donated

Following the devastation brought by Typhoon Dante, FPIP donated relief funds to aid the relief operation of the City Government of Sto. Tomas, Batangas and donated homes to affected families through the Gawad Kalinga Housing Project. First Gen has also extended emergency response and relief assistance to families in its host communities. Meanwhile, Rockwell Land had also donated items for an elementary school affected by consecutive typhoons and flooding, as well as food and hygiene kits for affected households.

Updates on our Foundation's Activities

LOPEZ GROUP FOUNDATION INC. (LGFI)

The Lopez Group Foundation Inc. ("LGFI") acts as a central body, fostering collaboration and synergy in the CSR initiatives of the FPH group and its affiliated companies. This approach allows the Group to leverage the distinct expertise and advocacies of each company, maximizing the continuous, exponential value delivered to stakeholders.

To effectively address the diverse business landscape of the Lopez Group, LGFI has defined seven key advocacy clusters for concentrated community impact:

- Environment
- Education
- Child's Rights and Development
- Humanitarian Action
- Social Entrepreneurship and Sustainability
- Livelihood, Health and Wellness
- Arts and Culture

The Foundation prioritizes its programs and initiatives in four clusters—Children's Rights and Development, Social Entrepreneurship and Sustainable Livelihood, Education, and Environment—as these are crucial for developing self-reliant partner communities. The success of these initiatives is a result of broad support, with LGFI collaborating with various partners from the private sector and all levels of government.

OSCAR M. LOPEZ CENTER

The Oscar M. Lopez Center for Climate Change Adaptation and Disaster Risk Management Foundation, Inc. ("OML Center") is a non-profit organization born out of a private sector initiative to enhance support for research and innovative solutions towards climate change adaptation and disaster risk management. Founded in 2012, the Center was established in response to the research gap that was disproportionate to the climate-related risks and vulnerabilities of the Philippines. Rooted in the principle that science must play a role in building the resilience of communities through actionable knowledge, the OML Center remains the only privately funded grant-giving non-governmental organization in the country focused on research-based climate change communications.

In 2025, the Center continued to advance programs on disaster risk reduction and climate change adaptation, as well as science communication and public engagement. Among the initiatives implemented were the Philippine Climate Change Assessment ("PhilCCA") Reports Cycle 2 and the Sea Level Rise (SLR) Project, both aimed at strengthening climate science and supporting evidence-based decision-making in the Philippines.

The PhilCCA Reports Cycle 2 builds on the initial reports first published in 2016. Produced by the OML Center in partnership with the Climate Change Commission (CCC) and the Department of Environment and Natural Resources (DENR), the reports synthesize scientific literature to provide a comprehensive assessment of climate change science and impacts in the Philippines. Patterned after the Intergovernmental Panel on Climate Change (IPCC) reports, the PhilCCA provides policy-relevant recommendations and is organized into three volumes: Working Group 1 on the Physical Science Basis, Working Group 2 on Impacts, Adaptation and Vulnerability, and Working Group 3 on the Mitigation of Climate Change.

The completion of the publication culminated in the Climate Actors' Forum & Exchange (CAFÉ), which gathered around 200 stakeholders from climate science, policy, and development sectors to discuss the latest research and developments on climate change in the Philippines and presented condensed versions of the PhilCCA reports highlighting key insights on climate trends, projections, and risks.

Another key initiative of the Center is the Sea Level Rise (SLR) Project, a multi-year study that assesses the potential impacts of different sea level rise scenarios and associated hazards in the Philippines. The project aims to develop a coastal risk index and provide science-based tools that can help decision-makers integrate sea level rise projections into climate adaptation planning.

ANG MISYON INC.

Ang Misyon is a non-profit organization that supports the musically talented, less privileged youth. The organization believes that social change is sparked through learning orchestral music. Since 2012, it has helped over a thousand scholars and continuously provides programs that focus on orchestral training and instrument support. Ang Misyon offers music programs that aim to develop music skills and talents at an early age. Scholars are introduced to the world of music and its possibilities, preparing them to eventually progress to professional levels. The values of discipline, commitment, and community are ingrained in their orchestral training, which empowers them to become responsible members of society.

Ang Misyon's flagship music program and main performing arm is the Orchestra of the Filipino Youth (OFY). Under the baton of Gerard Salonga and the guidance of professional mentors, the OFY curriculum is specifically curated for a high-quality youth orchestra. The one-on-one lessons, sectional workshops, and masterclasses allow members of the orchestra to learn challenging pieces ranging from classical and pop music. Members of the OFY have also grown to become mentors of the younger generation, sharing their learnings and experiences from Ang Misyon as a way of paying it forward.

Presently, Ang Misyon is currently honing the skills of 63 scholars in its advanced orchestral performance program, which serves as the main performing arm of the organization under the baton of Maestro Gerard Salonga. Aside from the advanced members of the orchestra, there are also 18 scholars who are part of the OFY reserve group, still honing their skills in playing their instruments, while periodically gaining experience to perform in an orchestra. Their orchestral training and curriculum structure are created to prepare them to move forward as OFY advanced members.

Among the notable performances and accomplishments of the OFY in 2025 are:

- Grand BINIverse World Tour Philippines - Performed live orchestral music with Pinoy Pop Girl Group BINI
- Florante at Laura Live Performance in collaboration with Ballet Manila
- Florante at Laura Audio Recording - A professional recording of the music of Florante at Laura and its digital release on major music platforms
- New Worlds, New Horizons: An OFY Concert - A Full Orchestra Performance at The Proscenium
- Resonant Spaces: OFY Chamber Concert - Chamber Orchestra Performance at the Black Box at The Proscenium
- Grand BINIverse World Tour Philippines - Performed live orchestral music with Pinoy Pop Girl Group BINI

SIKAT SOLAR CHALLENGE FOUNDATION, INC.

The Sikat Solar Challenge Foundation, Inc. ("SSCFI") is a non-profit organization whose mission is to uplift the lives of Filipinos living in rural communities bereft of electricity. Sikat works through various organizations and helps them deliver innovative and sustainable renewable energy (RE) systems and solutions.

The Liwanag sa Sitio Program is a flagship initiative of the SSCFI which aims to provide appropriate RE technology for light and energy access for off-grid indigenous people (IP) communities. In 2025, through strong partnerships with the Mangyan Mission, SIKAT now covers five municipalities - up from just two (2) in 2024.

Sikat Ugnay is an innovative project that integrates donated solar PV systems in Department of Education's mountain schools to provide a more sustainable energy supply for the school. This enhances the learning experience of students. In Tanay, Rizal the nanogrids installed in three schools in 2023 and early 2024 continue to operate smoothly. Three (3) additional schools were energized this year and formally turned over last July, completing DepEd's initial list for Tanay.

The project expanded to Batangas Province and powered 1 school in Verde Island with the support of First Philec, Inc. With the help of technical experts and employee volunteers from Pi Energy, First Balfour, First Philec, and FPH, the group was able to provide technical assistance in system design.

- San Andres Elementary School – 189 students (151 Dumagats)
- Cayabu Elementary School – 167 students (44 Dumagats)
- Tinucan Elementary School – 134 students (28 Dumagats)
- Parang Cueva Elementary School - 106 students
- Total kilowatt installed was 14.4 kW in 2025.

Independent Public Accountants

The appointment, approval or ratification of the Corporation's accountant shall be taken up during the ASM. SGV & Co. has been the external auditors of the Corporation since 1993. Representatives of SGV & Co. are expected to be present at the stockholders' meeting and will have the opportunity to submit a statement if they desire to do so and will be available to answer appropriate questions, if needed. The Audit Committee has the function of, among other things, reviewing the performance of the external auditor and of recommending to the Board of Directors the appointment or discharge of external auditors as well as reviewing and approving audit-related and permitted non-audit services to be rendered by external auditors. Upon the recommendation of the Audit Committee, the Board of Directors has nominated SGV & Co. for re-appointment this calendar year. The Audit Committee is composed of the following: Mr. Cirilo P. Noel as Chairman, Mr. Stephen T. CuUnjieng, Ms. Mercedes Lopez-Vargas, Mr. Jaime I. Ayala, Mr. Cielito F. Habito, and Mr. Miguel Ernesto L. Lopez, as Members.

As of December 31, 2025, SGV & Co. is still the Corporation's external auditors. SGV is in compliance with the Revised Securities Regulation Code (SRC) Rule 68, Paragraph (3) (b) (ix) which requires the rotation of the handling partners every seven (7) consecutive years with a cooling off period of three (3) years thereafter under the transition relief period.

For the years ended December 31, 2025, 2024 and 2023, the SGV & Co. handling partner for the audit of the Corporation is Ms. Maria Veronica Andresa R. Pore. For the years ended December 31, 2022, 2021, 2018, 2017, 2016, and 2015, the SGV & Co. handling partner for the audit of the Corporation was Ms. Editha V. Estacio. For the years ended December 31, 2020 and 2019, the SGV & Co. handling partner for the audit of the Corporation was Mr. Roel E. Lucas.

For the last five (5) years, the Corporation has not had any disagreements with SGV with regard to any matter relating to accounting principles or practices, financial statement disclosures or auditing scope or procedures.

Audit and Audit-Related Fees

The aggregate fees paid/accrued by FPH for each of the last three (3) fiscal years for professional services rendered by SGV & Co. amounted to ₱5,553,189.17 in 2025, ₱6,791,754 in 2024, and ₱11,798,558 in 2023, total of ₱24,143,501.49. From 2023 to 2025, FPH also engaged the services of SGV & Co. Tax and Transaction Advisory Services divisions to render advisory and due diligence services for FPH for a fee based on agreed charges.

The Corporation has been advised that the SGV & Co. auditors assigned to render audit-related services have no shareholdings in the Corporation, or any right, whether legally enforceable or not, to nominate persons or to subscribe to the securities of the Corporation, in accordance with the professional standards on independence set by the Board of Accountancy and the Professional Regulation Commission.

Compensation Plans

No action shall be undertaken concerning any plan whereby cash or non-cash compensation, including stock options, warrants rights plan or other type of compensation plan, will be paid or distributed.

Retirement Fund

The Corporation maintains a qualified, non-contributory, defined benefit retirement plan covering its regular employees.

Financial and Other Information

The following documents are attached to this information statement:

1. Annex "A" - Registration and Validation Procedures for the 2026 Annual Stockholders Meeting (Virtual)
2. Annex "B" - Management Report
3. Annex "C" - Audited Consolidated Financial Statements for the years ended 2025 and 2024
4. Annex "D" - Index to Consolidated Financial Statements and Supplementary Schedules (SRC Rule 68, as amended (2011)

5. Annex “E” - Report of the Audit Committee for 2025
6. Annex “F” – Letter Consent from Social Security Commission

OTHER MATTERS

Action with Respect to Reports

Actions shall be taken with regard to the following matters: reading and approval of the minutes of the ASM held on May 30, 2025, the report of the Chairman, and the report of the President; presentation and approval/ratification of the financial statements for the calendar year ended December 31, 2025 as embodied in the annual report; ratification of the acts, proceedings, and resolutions of the Board of Directors, Executive Committee, Officers, and Management of the Corporation; and the appointment of external auditors. The minutes of the 2025 ASM has been uploaded at the company’s website in compliance with requirements.

Matters Not Required to be Submitted

No action is to be taken with respect to any matter which is not required to be submitted to a vote of security holders.

Amendment of Charter, By-laws or Other Documents

No action is to be taken with respect to an amendment of the Articles of Incorporation or By-laws of the Corporation.

Other Proposed Actions

Other proposed actions in the agenda are:

- Ratification of all acts of the Board of Directors, Executive Committee and Management for the past year up to the date of the meeting adopted in the ordinary course of business. These cover matters entered into in the ordinary course of business, with those of significance having been covered by the proper disclosures, such as: the approval of matters relating to the holding of the May 29, 2025 ASM; the appointment of Mr. Martin K. Yupangco as Senior Vice President of the Corporation; the resignation of Director Santiago D.R. Agdeppa from the Board of Directors of the Corporation and retirement from the SSS effective February 1, 2025; the election of Commissioner Eva B. Arcos as a member of the Board of Directors of the Corporation; the approval of the appointment of Mr. Martin K. Yupangco as Senior Vice President of the Corporation; the resignation of Commissioner Eva B. Arcos, nominee-director of the SSS, as member of the Board of Directors; the signing of the 10-year term loan agreement with the BDO Unibank, Inc. for a total amount of Ten Billion Pesos (P10,000,000,000.00); the designation of Commissioner Diana Pardo-Aguilar as director of the Corporation to fill the vacancy created by the resignation of Commissioner Eva B. Arcos; the approval of the Audited Parent and Consolidated Financial Statements as of and for the year ended 2024; the declaration of cash dividends on common shares; the execution of a Deed of Assignment on the acquisition of Pi Energy, Inc. by First Gen Corporation; the election of the directors for the period 2025-2026; the approval of the minutes of the Annual Stockholders’ meeting held last May 31, 2024; the approval/ratification of the audited consolidated financial statements for the years ended December 31, 2024 and 2023; the appointment of SGV & Co. as external auditors for the period 2025-2026; the ratification of the Acts of the Board, of the Executive Committee, other Board Committees, and of Management as well as the Chairman’s and President’s reports, the appointment of SGV & Co. as External Auditors; the election of officers and advisers, the appointment of the chairmen and members of the Board committees, the appointment of Mr. Stephen T. CuUnjieng as Lead Independent Director; the resignation of Independent Director Francisco Ed. Lim in view of his appointment as Chairman of the SEC share buy back transactions; the retirement of Vice President Rene J. Mayol effective September 1, 2025; and the declaration of cash dividends on common shares.

- Election of the Members of the Board of Directors, including the Independent Directors, for the ensuing calendar year;

- Appointment of the External Auditor, SGV & Co.;

- Other Business:

  Under SEC Memorandum Circular No. 14, series of 2020, stockholders who alone, or together with other shareholders, hold at least five percent (5%) of the outstanding capital stock of FPH, shall have the right to include items on the agenda prior to the ASM.

The Corporation did not receive any such request to include items on the agenda in accordance with the Memorandum Circular before the filing of this Information Statement.

Voting Procedures

(a) Vote Required For Approval: Approval of the aforementioned motions or all other matters submitted to a vote would require the affirmative vote of a majority of the shares of the Corporation's common stock present and/or represented and entitled to vote.

For the election of directors, there must be present, either in person or by representative authorized to act by written proxy, the owners of the majority of the outstanding capital stock. Out of a quorum, the fifteen (15) nominees getting the highest votes shall be elected as directors of the Corporation.

(b) Method by Which Votes Will Be Counted: The manner of voting is non-cumulative, except as to the election of directors. On the election of directors, each stockholder may vote such number of shares for as many persons as there are directors to be elected or he may cumulate such shares and give one candidate as many votes as the number of directors to be elected multiplied by the number of his shares shall equal, or he may distribute them on the same principle among as many candidates as he shall see fit; provided, that the total number of votes cast by him shall not exceed the number of shares owned by him multiplied by the whole number of directors to be elected.

In all items for approval, each voting share of stock entitles its registered owner as of the record date to one vote. Stockholders may vote electronically, either by themselves or through a validly-appointed proxy, or through the Chairman of the meeting as proxy.

Proxies shall be in writing, in digital or electronic form, signed and/or filed, by the stockholders, in the form provided in this Information Statement or as appearing in the link provided, and shall be received by the Corporate Secretary on or before 6:00 p.m. on July 17, 2026. Scanned copies of the proxy form may be accepted, but the Corporation reserves the right to require the submission of the originals for authentication. A stockholder may vote electronically in absentia using the online web address:

https://conveneagm.com/ph/fphc2026,

subject to validation procedures. A stockholder voting electronically *in absentia* shall be deemed present for purposes of quorum. All votes will be counted by the office of the Corporate Secretary of the Corporation and the results will be validated by an independent third party.

All votes shall be counted by the office of the Corporate Secretary and validated by an independent third party.

(c) Pursuant to Sections 23 and 57 of the Revised Corporation Code which allow voting through remote communication or in absentia, stockholders may access ***https://conveneagm.com/ph/fphc2026*** in order to register and vote on the matters in the agenda. A stockholder voting remotely or in absentia shall be deemed present for purposes of quorum. Please refer to Annex "A" for a detailed listing of the requirements and procedures for Voting and Participation in the 2026 FPH ASM via remote communication or voting in absentia, as well as on how to join the livestream.

Undertaking to Provide Annual

The Company will provide free of charge to each person solicited, upon his written request, a copy of the latest Annual Report or SEC Form 17-A, duly filed with the SEC. At the discretion of Management, a reasonable fee may be charged for the expense incurred in providing a copy of the exhibits. Written request for a copy of the SEC Form 17-A should be addressed to:

Mr. Emmanuel Antonio P. Singson
Executive Vice President, Treasurer & Chief Finance Officer
First Philippine Holdings Corporation
6th Floor Rockwell Business Center Tower 3
Ortigas Avenue, Pasig City 1604 Metro Manila

After reasonable inquiry and to the best of my knowledge and belief, I certify that the information set forth in this report is true, complete and correct. This report was signed in the City of Pasig on September 11, 2026.

FIRST PHILIPPINE HOLDINGS CORPORATION

By:

ENRIQUE I. QUIASON
Corporate Secretary

PROXY FORM[12]

Date:

Item 1. **Identification**

This proxy will serve to nominate, constitute and appoint _____, or in his absence:

The Chairman of the Board of Directors of the Corporation, or in his absence
The Vice Chairman of the Board of Directors of the Corporation, or in his absence
The President of the Corporation, or in his absence
The Chairman of the September 25, 2026 Annual Meeting of the Stockholders, or alternatively
The Secretary of the Meeting

as my attorney and proxy, to represent me at the Annual Meeting of the Stockholders of FPH scheduled on September 25, 2026 at 10:00 a.m. to held virtually at ***https://conveneagm.com/ph/fphc2026*** and any adjournment(s) thereof, as fully and to all intents and purposes as I might or could if present and voting in person, hereby ratifying and confirming any and all action taken on matters which may properly come before such meeting or adjournment(s) thereof.

Item 2. **Instruction**

By affixing his/her signature on the space provided below, the undersigned stockholder hereby directs the said proxy to vote on the agenda items set forth below as he/she has expressly indicated by marking the same with an "X", failing which, his/her said proxy shall exercise full discretion in acting thereon. **If the undersigned stockholder fails to indicate his/her vote on the items specified below, this shall be deemed as an authorization for the proxy to exercise full discretion in voting on such items, and the proxy shall vote in accordance with Management's recommendation. Management recommends a "FOR" vote for Proposals 1 through 6.**

Please be advised that proxies shall be submitted on or before 6:00 p.m. of September 15, 2026, and validated by the Corporate Secretary until September 18, 2026. The record date for stockholders entitled to attend and to vote in the said meeting is August 5, 2026.

Item 3. **Revocability of Proxy**

This proxy shall be valid for the Annual Stockholders' Meeting scheduled on September 25, 2026 or any adjournment thereof. It shall be for a maximum period of five (5) years, unless withdrawn by the undersigned stockholder by written notice duly filed with the Corporate Secretary. Notwithstanding the foregoing, this proxy may be revoked by the stockholder at any time on or before 6:00 PM on September 18, 2026 through a written notice or email sent to *corporatesecretary@fphc.com*. The proxy may not be withdrawn if coupled with an interest.

Proposal	Action		
	FOR	AGAINST	ABSTAIN
1. Call to Order			
2. Proof of Required Notice			
3. Determination of Quorum			
4. Approval of the Minutes of the previous Stockholders' Meeting			
5. Reports of the Chairman & the President			
6. Approval/ratification of the December 31, 2025 Reports and the Audited Financial Statements			
7.Ratification of the acts of the Board of Directors, of the Executive Committee and of Management			
8. Election of Directors			
Federico R. Lopez			
Benjamin R. Lopez			
Francis Giles B. Puno			
Richard B. Tantoco			
Emmanuel Antonio P. Singson			

[12]The Corporation is not soliciting your proxy. However, should you be unable to attend personally and wish to be represented at the meeting, you may opt to accomplish this proxy form.

	FOR	AGAINST	ABSTAIN
Mercedes Lopez-Vargas			
Miguel Ernesto L. Lopez			
David O. Chua			
Roderico V. Puno			
Lee Benjamin Z. Lerma			
Diana V. Pardo-Aguilar			
*Jaime I. Ayala			
*Stephen T. CuUnjieng			
*Cielito F. Habito			
*Cirilo P. Noel			
*Evelyn R. Singson			
*Jose Ramon R. Garcia			
**These individuals are being nominated as Independent Directors.*			
9. Appointment of Sycip, Gorres, Velayo & Co. as External Auditors			
10. Other Matters			
11. Adjournment			

IN WITNESS WHEREOF, I have hereunto set my hand at _____, this _____, 2026.

_____
(Printed Name of Stockholder & Signature)

_____
(Witness)

NOTE: The Proxy should be received by 6:00 p.m. on or before September 15, 2026 by the Corporate Secretary physically at the Office of the Corporate Secretary, 6th Floor Rockwell Business Center Tower 3, Ortigas Avenue, Pasig City or via email sent to *corporatesecretary@fphc.com* or in digital/electronic form at ***https://conveneagm.com/ph/fphc2026***. Proxies shall be validated beginning on September 15, 2026 until September 18, 2026. The Proxy need not be notarized.

THIS PROXY FORM IS BEING PROVIDED AS A SAMPLE FOR USE BY THE STOCKHOLDERS SHOULD THEY WISH TO ACCOMPLISH THE SAME. IT IS NOT BEING SOLICITED ON BEHALF OF MANAGEMENT.

CERTIFICATION OF INDEPENDENT DIRECTOR

I, **CIELITO F. HABITO**, Filipino, of legal age, and a resident of 10071 Mt. Pulog St., Los Baños Subdivision, College, Laguna 4031 Philippines, after having been duly sworn to in accordance with law do hereby declare that:

1. I am a nominee for independent director of First Philippine Holdings Corporation (FPH).

2. I am affiliated with the following companies or organizations (including Government-Owned and Controlled Corporations):

COMPANY/ORGANIZATION	POSITION/RELATIONSHIP	PERIOD OF SERVICE
Sun Life Financial Plans Inc.	Independent Director	2026 – Present
PHINMA Corporation	Independent Director	2024 – Present
Manila Exposition Complex Inc.	Independent Director	2023 – Present
Sun Life Prosperity Funds	Independent Director	2019 – Present
Japan International Cooperation Agency – Philippines	Chairman, Advisory Committee	2013 – Present
Operation Compassion Philippines, Inc.	Chairman, Board of Trustees	2006 – Present
Brain Trust: Knowledge and Options for Sustainable Development Inc.	Chairman	2004 – Present
Philippine Daily Inquirer	Op-Ed Columnist *("No Free Lunch")*	2003 – Present
Life Learning Organization of PEACE (formerly CAHBRIBA Foundation)	Chairman, Board of Directors	1999 – Present

3. I possess all the qualifications and none of the disqualifications to serve as an Independent Director of FPH, as provided for in Section 38 of the Securities Regulation Code, its Implementing Rules and Regulations and other SEC issuances.

4. I am related to the following director/officer/substantial shareholder of (covered company and its subsidiaries and affiliates) other than the relationship provided under Rule 38.2.3 of the Securities Regulation Code. (where applicable)

NAME OF DIRECTOR/OFFICER SUBSTANTIAL SHAREHOLDER	COMPANY	NATURE OF RELATIONSHIP
N/A		

5. To the best of my knowledge, I am not the subject of any pending criminal or administrative investigation or proceeding / I disclose that I am the subject of the following criminal/administrative investigation or proceedings (as the case may be):

OFFENSE CHARGE/INVESTIGATED	TRIBUNAL OR AGENCY INVOLVED	STATUS
N/A		

6. (For those in government service/affiliated with the government agency or GOCC) I have the required written permission or consent from the ____(head of the agency/department) to be an independent director in _____, pursuant to Office of the President Memorandum Circular No. 17 and Section 12, Rule XVIII of the Revised Civil Service Rules.

7. I shall faithfully and diligently comply with my duties and responsibilities as independent director under the Securities Regulation Code and its Implementing Rules and Regulations, Code of Corporate Governance and other SEC issuances.

8. I shall inform the Corporate Secretary of FPH of any changes in the abovementioned information within five days from its occurrence.

Done, this APR 10 2026 day of _____, at QUEZON CITY City.

CIELITO F. HABITO
Affiant

SUBSCRIBED AND SWORN to before me this _____ day of APR 10 2026 at QUEZON CITY, affiant personally appeared before me and exhibited to me his Competent Evidence of Identity Senior Citizen ID No. 14-0242 issued at Los Baños, Laguna.

Doc. No. 8;
Page No. 3;
Book No. 31;
Series of 2026.

ATTY. JOSEPH B. EVANGELISTA
Notary Public for Quezon City
Appointment No. NP-079 until December 31, 2026
Roll No. 37115/IBP #536537/01-05-2026
PTR No. 8353139 Jan. 05, 2026/Quezon City
MCLE No. VIII-0025089/04-05-2025
G/F #63 ETON CENTRIS Eastwood
EDSA Brgy. Ugong, Socio Quezon City

CERTIFICATION OF INDEPENDENT DIRECTOR

I, **JAIME GABRIEL I. AYALA,** Filipino, of legal age, and a resident of 27D Lawton Tower, Essensa East Forbes, 21st Drive corner 5th Ave., Bonifacio Global City, Taguig City, after having been duly sworn to in accordance with law do hereby declare that:

1. I am a nominee for independent director of First Philippine Holdings Corporation (FPH).

2. I am affiliated with the following companies or organizations (including Government-Owned and Controlled Corporations):

COMPANY/ORGANIZATION	POSITION/RELATIONSHIP	PERIOD OF SERVICE
Hybrid Social Solutions Inc.	Founder and CEO	2010-Present
Solar Village Foundation	Chairman	2011-Present
Empress Maritime Subic Inc.	Chairman	2020-Present
JI Ayala & Company Inc.	President	2010-Present
Generosity Path	Trustee	2025-Present
Acts of Love	Trustee	2025-Present

3. To the best of my knowledge, (a) I am not the subject of any pending criminal or administrative investigation or proceeding; (b) I am not related to any director/officer/substantial shareholder of FPH and its subsidiaries and affiliates other than the relationship provided under Rule 38.2.3 of the Securities Regulation Code; and (c) I possess all the qualifications and none of the disqualifications to serve as an Independent Director of FPH, as provided for in Section 38 of the Securities Regulation Code, its Implementing Rules and Regulations and other SEC issuances.

4. I am not an officer or an employee of any government agency or government-owned and controlled corporation.

5. I shall faithfully and diligently comply with my duties and responsibilities as independent director under the Securities Regulation Code and its Implementing Rules and Regulations, Code of Corporate Governance and other SEC issuances.

6. I shall inform the Corporate Secretary of FPH of any changes in the abovementioned information within five days from its occurrence.

Done, this _____day of APR 0 8 2026, at MAKATI CITY.

JAIME GABRIEL I. AYALA
Affiant

SUBSCRIBED AND SWORN to before me this _____day of APR 0 8 2026 at MAKATI CITY, affiant personally appeared before me and exhibited to me his Competent Evidence of Identity Passport No. P1663421C issued at DFA Manila on 14 September 2022.

Doc. No. 313;
Page No. 63;
Book No. 9;
Series of 2026

ATTY. ADONAI JAN R. ASLARONA
Notary Public
Until December 31, 2026
IBP O.R No. 591537/01-07-2026/Pampanga
Appointment No. M-30 (2025-2026)
Roll of Attorney No. 84603
MCLE Compliance No. VIII-0033436
PTR No. 10769145/1-06-2026/Makati City
Unit 1009 Philippine AXA Life Centre, Sen. Gil Puyat Avenue Corner, Tindalo Street, Makati City 1286

CERTIFICATION OF INDEPENDENT DIRECTOR

I, **STEPHEN ANTHONY T. CUUNJIENG**, Filipino, of legal age, and a resident of 1362 Palm Avenue, Dasmariñas Village, Makati City, after having been duly sworn to in accordance with law do hereby declare that:

1. I am a nominee for independent director of First Philippine Holdings Corporation (FPH).

2. I am affiliated with the following companies or organizations (including Government-Owned and Controlled Corporations):

COMPANY/ORGANIZATION	POSITION/RELATIONSHIP	PERIOD OF SERVICE
Century Properties	Independent Director	Since 2015
Philippine Bank of Communications	Independent Director	Since 2022
Greenergy Holdings Inc.	Independent Director	Since 2023
Century Pacific Food, Inc.	Independent Director	Since 2023
Pasay Harbor City Corporation	Independent Director	Since 2024
Cebuana Lhuillier Services	Independent Director	Since 2024
Maharlika Investment Corporation	Independent Director	Since 2025
AppleOne Holdings	Independent Director	Since 2025
Apex Treasury Corporation	Independent Director	Since 2026

3. I possess all the qualifications and none of the disqualifications to serve as an Independent Director of FPH, as provided for in Section 38 of the Securities Regulation Code, its Implementing Rules and Regulations and other SEC issuances.

4. I am not related to any director/officer/substantial shareholder of FPH and its subsidiaries and affiliates, other than the relationship provided under Rule 38.2.3 of the Securities Regulation Code.

5. To the best of my knowledge, I am not the subject of any pending criminal or administrative investigation or proceeding.

6. I am not an officer or an employee of any government agency or government-owned and controlled corporation.

7. I shall faithfully and diligently comply with my duties and responsibilities as independent director under the Securities Regulation Code and its Implementing Rules and Regulations, Code of Corporate Governance and other SEC issuances.

8. I shall inform the Corporate Secretary of FPH of any changes in the abovementioned information within five days from its occurrence.

Done, this APR 10 2026 day of _____, at QUEZON CITY City.

STEPHEN ANTHONY T. CUUNJIENG
Affiant

SUBSCRIBED AND SWORN to before me this APR 10 2026 day of _____ at QUEZON CITY, affiant personally appeared before me and exhibited to me his Competent Evidence of Identity Passport No. P8175186A issued at DFA Manila expiring on July 31, 2028.

Doc. No. 9;
Page No. 3;
Book No. 31;
Series of 2026.

ATTY. JOSEPH B. EVANGELISTA
Notary Public for Quezon City
Appointment No. NP-079 until December 31, 2026
Roll No. 37115/IBP #536537/01-03-2026
PTR No. 8353139 Jan. 05, 2026/Quezon City
MCLE No. VIII-0025939/04-02-2025
G/F #63 ETON CYBERPOD Corinthian
EDSA Brgy. Ugong Norte Quezon City

CERTIFICATION OF INDEPENDENT DIRECTOR

I, **CIRILO P. NOEL**, Filipino, of legal age, and a resident of 817 Gamao Street, Ayala Alabang Village, Muntinlupa City 1780, after having been duly sworn to in accordance with law do hereby declare that:

1. I am a nominee for independent director of First Philippine Holdings Corporation (FPH).

2. I am affiliated with the following companies or organizations (including Government-Owned and Controlled Corporations):

Company/Organization	Position/Relationship	Period of Service
LH Paragon Group, Golden ABC	Independent Director	August 25, 2018 to present
Infinity Energy Trading Systems Pte. Ltd. (formerly Amber Kinetics Holding Co. Pte. Ltd.)	Director	March 2018 to present
Eton Properties, Inc.	Director	April 12, 2019 to present
Juxtapose Ergo Consultus Inc.	Chairman of the Board	April 30, 2019 to present
St. Luke's Medical Center – Quezon City	Vice Chairman, Board of Trustees	August 1, 2017 to present
St. Luke's Medical Center – Global City	Vice Chairman, Board of Directors	August 1, 2017 to present
St. Luke's Medical Center College of Medicine	Vice Chairman, Board of Trustee	September 2018 to present
St. Luke's Foundation, Inc.	Member, Board of Trustee	August 2018 to present
Transnational Diversified Corporation	Independent Director	August 2, 2019 to present
Confiar Land Corp.	Chairman of the Board	September 14, 2021 to present
Security Bank Corporation*	Chairman of the Board	May 7, 2024 to present
San Miguel Food and Beverage, Inc.*	Lead Independent Director	September 12, 2018 to present
Robinsons Retail Holdings, Inc.*	Independent Director	August 12, 2020 to present
Globe Telecom, Inc.*	Lead Independent Director	April 17, 2018 to Present
First Philippine Holdings Corporation*	Independent Director Chairman, Board Risk Oversight Committee Chairman, Audit Committee	May 21, 2021 to present
Peakpower Energy Inc.	Chairman of the Board	July 2025 to present
Jin Navitas Electric Corporation	Chairman of the Board	July 2025 to present
Jin Navitas Solaris Inc.	Chairman of the Board	July 2025 to present

*Publicly listed company on the Philippine Stock Exchange

3. I possess all the qualifications and none of the disqualifications to serve as an Independent Director of FPH, as provided for in Section 38 of the Securities Regulation Code, its Implementing Rules and Regulations and other SEC issuances.

4. I am not related to any director/officer/substantial shareholder of FPH, other than the relationship provided under Rule 38.2.3 of the Securities Regulation Code.
5. To the best of my knowledge, I am not the subject of any pending criminal or administrative investigation or proceeding.

6. I am not an officer or an employee of any government agency or government-owned and controlled corporation.

7. I shall faithfully and diligently comply with my duties and responsibilities as independent director under the Securities Regulation Code and its Implementing Rules and Regulations, Code of Corporate Governance and other SEC issuances.

8. I shall inform the Corporate Secretary of FPH of any changes in the abovementioned information within five days from its occurrence.

Done, this _____ day of APR 16 2026, at QUEZON CITY City.

CIRILO P. NOEL
Affiant

SUBSCRIBED AND SWORN to before me this _____ day of APR 16 2026 at QUEZON CITY, affiant personally appeared before me and exhibited to me his Competent Evidence of Identity Passport No. P5718000A expiring on 21 January 2028.

Doc. No. 400;
Page No. 81;
Book No. 32;
Series of 2026.

ATTY. JOSEPH B. EVANGELISTA
Notary Public for Quezon City
Appointment No. NP-079 until December 31, 2026
Roll No. 37115/IBP #536537/01-05-2026
PTR No. 8353139 Jan. 05, 2026/Quezon City
MCLE No. VIII-0025939/04-02-2025
G/F #63 STON CYBERPOD Corinthian
EDSA Brgy. Ugong Norte Quezon City

CERTIFICATION OF INDEPENDENT DIRECTOR

I, Jose Rene Gregory D. Almendras, Filipino, of legal age and a resident of #38 Zodiac Street, Bel Air Village, Makati City, after having been duly sworn to in accordance with law do hereby declare that:

1. I am a nominee for independent director of First Philippine Holdings Corporation and have been its independent director since 2024 (where applicable).

2. I am affiliated with the following companies or organizations (including Government-Owned and Controlled Corporations):

COMPANY/ORGANIZATION	POSITION/RELATIONSHIP	PERIOD OF SERVICE
Center For Family Ministries Ateneo De Manila University	Board of Trustees	Since 2024
Institute for Regional Security Canberra, Australia	Board of Director	Since 2024
Ateneo De Cebu	Board of Trustees	Since 2025
Emperador Incorporated	Independent Director	Since 2025
Legislative Executive Development Advisory Council, Malacanang Palace	Private Sector Representative	Since 2025

3. I possess all the qualifications and none of the disqualifications to serve as an Independent Director of First Philippine Holdings Corporation as provided for in Section 38 of the Securities Regulation Code, its Implementing Rules and Regulations and other SEC issuances.

4. I am related to the following director/officer/substantial shareholder of (covered company and its subsidiaries and affiliates) other than the relationship provided under Rule 38.2.3 of the Securities Regulation Code. (where applicable)

NAME OF DIRECTOR/OFFICER/ SUBSTANTIAL SHAREHOLDER	COMPANY	NATURE OF RELATIONSHIP
N/A		

5. To the best of my knowledge, I am not the subject of any pending criminal or administrative investigation or proceeding / I disclose that I am the subject of the following criminal/administrative investigation or proceeding (as the case may be):

OFFENSE CHARGED/INVESTIGATED	TRIBUNAL OR AGENCY INVOLVED	STATUS
N/A		

6. (For those in government service/affiliated with a government agency or GOCC) I have the required permission from the N/A to be an independent director in First Philippine Holdings Corporation, pursuant to Office of the President Memorandum Circular No. 17 and Section 12, Rule XVIII of the Revised Civil Service Rules.

7. I shall faithfully and diligently comply with my duties and responsibilities as independent director under the Securities Regulation Code and its Implementing Rules and Regulations, Code of Corporate Governance and other SEC issuances.

8. I shall inform the Corporate Secretary of First Philippine Holdings Corporation of any changes in the abovementioned information within five days from its occurrence.

Done, this _____ day of 12 AUG 2026, at MAKATI CITY.

Jose Rene Gregory D. Almendras
Affiant

SUBSCRIBED AND SWORN to before me this _____ day of 12 AUG 2026 at MAKATI CITY, affiant personally appeared before me and exhibited to me his/her _____ issued at _____ on _____.

Doc. No. 392;
Page No. 80;
Book No. LII;
Series of 2026;

MA. ESMERALDA R. CUNANAN
Notary Public for and in Makati City
Until December 31, 2027
Appt. No. M-046 (Ren) (2026-2027) Makati City
Attorney's Roll No. 34562
MCLE Compliance No. VIII-0009662/valid until 4-14-2028
PTR No. 10768011/1-2-2026/Makati City
IBP Lifetime Member No. 05413
G/F Dela Rosa Carpark I, Dela Rosa St.
Legaspi Village, Makati City

CERTIFICATION OF INDEPENDENT DIRECTOR

I, Evelyn R. Singson, Filipino, of legal age and a resident of Suite 2004B, 20th Floor, West Tower, Philippine Stock Exchange Center, Exchange Road, Ortigas Center, Pasig City, Philippines 1605, after having been duly sworn to in accordance with law do hereby declare that:

1. I am a nominee for independent director of First Philippine Holdings Corporation and have been its independent director since N/A (where applicable).

2. I am affiliated with the following companies or organizations (including Government-Owned and Controlled Corporations):

COMPANY/ORGANIZATION	POSITION/RELATIONSHIP	PERIOD OF SERVICE
Dusit Thani Philippines Inc. (doing business under the name Dusit Thani Manila)	Vice Chairman and President	Present
Gilt-Edged Properties Inc.	Director and President	Present
Four Treasures Development Corp.	Director and Treasurer	Present
La Bella Lifestyle Properties, Inc.	Director and President	Present
Nord Anglia International School Manila	President	Present
Wilcon Depot	Director and Chairman	Present
MBG Equity Investment Fund, Inc.	Director and Chairman	Present
MBG Asia Frontier Feeder UMF, Inc.	Director and Chairman	Present

3. I possess all the qualifications and none of the disqualifications to serve as an Independent Director of First Philippine Holdings Corporation as provided for in Section 38 of the Securities Regulation Code, its Implementing Rules and Regulations and other SEC issuances.

4. I am related to the following director/officer/substantial shareholder of (covered company and its subsidiaries and affiliates) other than the relationship provided under Rule 38.2.3 of the Securities Regulation Code. (where applicable)

NAME OF DIRECTOR/OFFICER/ SUBSTANTIAL SHAREHOLDER	COMPANY	NATURE OF RELATIONSHIP
N/A		

5. To the best of my knowledge, I am not the subject of any pending criminal or administrative investigation or proceeding / I disclose that I am the subject of the following criminal/administrative investigation or proceeding (as the case may be):

OFFENSE CHARGED/INVESTIGATED	TRIBUNAL OR AGENCY INVOLVED	STATUS
N/A		

6. (For those in government service/affiliated with a government agency or GOCC) I have the required permission from the N/A to be an independent director in _____, pursuant to Office of the President Memorandum Circular No. 17 and Section 12, Rule XVIII of the Revised Civil Service Rules.

7. I shall faithfully and diligently comply with my duties and responsibilities as independent director under the Securities Regulation Code and its Implementing Rules and Regulations, Code of Corporate Governance and other SEC issuances.

8. I shall inform the Corporate Secretary of First Philippine Holdings Corporation of any changes in the abovementioned information within five days from its occurrence.

Done, this _____ day of JUN 17 2026, at MAKATI CITY.

Evelyn R. Singson
Affiant

SUBSCRIBED AND SWORN to before me this _____ day of JUN 17 2026 at MAKATI CITY, affiant personally appeared before me and exhibited to me his/her _____ issued at _____ on _____.

Doc. No. 197;
Page No. 41;
Book No. XLI;
Series of 2026;

MA. ESMERALDA B. CUNANAN
Notary Public for and in Makati City
Until December 31, 2027
Appt. No. M-045 (Ren) (2026-2027) Makati City
Attorney's Roll No. 34562
MCLE Compliance No. VIII-0009662/valid until 4-14-2028
PTR No. 10766011/1-2-2026/Makati City
IBP Lifetime Member No. 05413
G/F Dela Rosa Carpark I, Dela Rosa St.
Legaspi Village, Makati City

CERTIFICATION OF INDEPENDENT DIRECTOR

I, Jose Ramon R. Garcia, Filipino, of legal age and a resident of 369 San Rafael St., Ayala Alabang Village, Muntinlupa City, after having been duly sworn to in accordance with law do hereby declare that:

1. I am a nominee for independent director of First Philippine Holdings Corporation and have been its independent director since N/A (where applicable).

2. I am affiliated with the following companies or organizations (including Government-Owned and Controlled Corporations):

COMPANY/ORGANIZATION	POSITION/RELATIONSHIP	PERIOD OF SERVICE
Rayomar Management, Inc.	President/Owner	Present
Rayomarine	President/Owner	Present
Ventis Maritime Corporation	President/Director	Present
Orient Freight International	President/Director	Present
MBG Investment Management, Inc.	Director	Present
MBG Equity Investment Fund, Inc.	Director	Present
MBG Asia Frontier Feeder UMF, Inc.	Director	Present

3. I possess all the qualifications and none of the disqualifications to serve as an Independent Director of First Philippine Holdings Corporation as provided for in Section 38 of the Securities Regulation Code, its Implementing Rules and Regulations and other SEC issuances.

4. I am related to the following director/officer/substantial shareholder of Lopez Holdings Corporation other than the relationship provided under Rule 38.2.3 of the Securities Regulation Code. (where applicable)

NAME OF DIRECTOR/OFFICER/ SUBSTANTIAL SHAREHOLDER	COMPANY	NATURE OF RELATIONSHIP
Michael Jack B. Garcia	Lopez Holdings Corporation	Brother-in-law

5. To the best of my knowledge, I am not the subject of any pending criminal or administrative investigation or proceeding / I disclose that I am the subject of the following criminal/administrative investigation or proceeding (as the case may be):

OFFENSE CHARGED/INVESTIGATED	TRIBUNAL OR AGENCY INVOLVED	STATUS
N/A		

6. (For those in government service/affiliated with a government agency or GOCC) I have the required permission from the N/A to be an independent director in First

Philippine Holdings Corporation, pursuant to Office of the President Memorandum Circular No. 17 and Section 12, Rule XVIII of the Revised Civil Service Rules.

7. I shall faithfully and diligently comply with my duties and responsibilities as independent director under the Securities Regulation Code and its Implementing Rules and Regulations, Code of Corporate Governance and other SEC issuances.

8. I shall inform the Corporate Secretary of First Philippine Holdings Corporation of any changes in the abovementioned information within five days from its occurrence.

Done, this 11 AUG 2026 day of _____, at MAKATI CITY.

Jose Ramon R. Garcia
Affiant

SUBSCRIBED AND SWORN to before me this 11 AUG 2026 day of _____ at MAKATI CITY, affiant personally appeared before me and exhibited to me his/her _____ issued at _____ on _____.

Doc. No. 226;
Page No. 47;
Book No. LII;
Series of 2026;

MA. ESMERALDA R. GUNANAN
Notary Public for and in Makati City
Until December 31, 2027
Appt. No. M-046 (Ren) (2026-2027) Makati City
Attorney's Roll No. 34562
MCLE Compliance No. VIII-0009662/valid until 4-14-2027
PTR No. 10766011/1-2-2026/Makati City
IBP Lifetime Member No. 08413
G/F Dela Rosa Carpark I, Dela Rosa St.
Legaspi Village, Makati City

Annex “A”

Registration and Validation Procedures for the 2026 Annual Stockholders Meeting

ANNEX A

REQUIREMENTS AND VALIDATION PROCEDURES FOR VOTING AND PARTICIPATING IN THE VIRTUAL 2026 ANNUAL STOCKHOLDERS' MEETING OF FIRST PHILIPPINE HOLDINGS CORPORATION

I. CONDUCT OF THE MEETING

The 2026 Annual Stockholders' Meeting of First Philippine Holdings Corporation (the "Corporation" or "FPH") will be conducted virtually at **10:00 a.m. on Friday, September 25, 2026** at ***https://conveneagm.com/ph/fphc2026***. A stockholder who participates by remote communication or votes in absentia shall be deemed present for purposes of quorum.

II. RECORD DATE

Only stockholders of record as of August 5, 2026 are entitled to participate and vote at the meeting.

III. NOTICE OF MEETING AND OTHER DOCUMENTS

The Information Statement, proxy forms, and other documents related to the meeting can be accessed through the designated online portal.

IV. PRE-REGISTRATION

Stockholders intending to participate in the virtual ASM must register for validation starting on **September 3, 2026 until 6:00 p.m. on September 15, 2026** at ***https://conveneagm.com/ph/fphc2026***.

The Corporation reserves the right to review all submitted documents for validation purposes and may require additional documents as needed. Submitting incomplete or non-compliant documentation may result in a refusal of admission or an unsuccessful registration.

Following are the documentation requirements based on account type:

1. FOR CERTIFICATED / INDIVIDUAL STOCKHOLDERS

- Full Details: Name, Address, Email address, and Contact number.
- Identification: Scanned copy of two (2) valid government-issued IDs showing photo, signature, and personal details.

2. FOR CORPORATE SHAREHOLDERS

- Full Details: Name, Address, Email address, and Contact number of the corporation and its representative.
- Authority to Represent: A scanned copy of a Secretary’s Certificate specifying the authorized signatory/representative to execute the proxy or participate and vote at the meeting. Please refer to Exhibit “A-1” for a sample form.
- The Corporation reserves the right to require the submission of the original hard copies for authentication.
- Identification: Scanned copy of two (2) valid government-issued IDs of the authorized representative showing photo, signature, and personal details.

3. FOR STOCKHOLDERS UNDER A PCD PARTICIPANT/BROKER'S ACCOUNT

- Broker's Certification: A complete certification from the broker stating the name and number of shares of the beneficial owner, and confirming that they are the beneficial owner as of the record date.
- Full Details: Address, Email address, and Contact number.
- Identification: Scanned copy of two (2) valid government-issued IDs of the stockholder showing photo, signature, and personal details.

REGISTRATION PROPER & VALIDATION

- **Confirmation:** Successfully validated stockholders and proxies will receive a confirmation email on or before September 15 2026, providing a secure link to the virtual ASM and a link to cast their vote.
  - **Validation Timeline:** General validation of stockholders runs from September 15, 2026, until 6:00 p.m. on September 18, 2026.

V. VOTING AND PROXIES

1. Electronic Voting. Validated stockholders and proxies may cast their votes electronically through the designated secure online portal link until **6:00 p.m. on September 15, 2026**.

2. Voting via Proxy

- **Submission Deadline:** Stockholders executing a proxy must submit their completed proxy forms on or before **6:00 p.m. on September 15, 2026**.
- **Submission Channels:** Proxies can be submitted digitally/electronically at ***https://conveneagm.com/ph/fphc2026***, via email to ***corporatesecretary@fphc.com***, or physically to the Office of the Corporate Secretary at the 6th Floor Rockwell Business Center Tower 3, Ortigas Avenue, Pasig City.
- **Validation of Proxies:** Proxy validation will begin on **September 15, 2026**, with the final validation conducted on **September 18, 2026, from 2:00 p.m. to 4:00 p.m.** at the 5th Floor Rockwell Business Center Tower 3, Ortigas Avenue, Pasig City. Stockholders or their counsel may be present, subject to security protocols (presentation of valid ID, submission of original/authenticated documents, and prior registration). Counsel must present a written authorization alongside a valid ID.
- **Revocability:** A proxy for the September 25, 2026 meeting (and any adjournments) is valid for a maximum of five (5) years unless withdrawn via written notice filed with the Corporate Secretary.
- **Counting:** All validated proxies and ballots submitted by the September 15, 2026, deadline will be counted by the Office of the Corporate Secretary and validated independently by Sycip, Gorres, Velayo & Co. The Corporate Secretary will announce the results during the meeting proper.

VI. MEETING PROPER

1. **Live Webcast:** The meeting will broadcast live via ***https://conveneagm.com/ph/fphc2026*** at 10:00 a.m. on September 25, 2026.
2. **Agenda Resolutions:** Proposed resolutions will be shown on the screen as each item is taken up.
3. **Questions:** Questions and comments may be submitted at ***https://conveneagm.com/ph/fphc2026*** during registration and up to 6:00 p.m. of September 15, 2026, and through email to ***corporatesecretary@fphc.com*** during the meeting. FPH will endeavor to respond to questions within the allotted time.
4. **Recording:** The proceedings will be recorded in audio and video format, and copies will be made available to stockholders upon request.

ANNEX A

Exhibit "A-1"
FORM OF SECRETARY'S CERTIFICATE FOR CORPORATE SHAREHOLDERS

REPUBLIC OF THE PHILIPPINES)
) S.S.

SECRETARY'S CERTIFICATE

I, **(NAME)**, of legal age, being the duly elected and qualified Corporate Secretary of _____, a corporation duly organized and existing under law, with principal office at _____ (the "Corporation"), hereby depose and state that:

1. During the [regular/special] meeting of the Board of Directors (the "Board") of the Corporation held on _____, the Board approved the following resolutions:

   "RESOLVED, that the Board of Directors of _____ (the "Corporation") hereby authorizes and appoints _____ to be the Corporation's representative (the "Representative") to the Annual Stockholders' Meeting (the "Meeting") of First Philippine Holdings Corporation ("FPH") to be held on September 25, 2026, or any adjournment thereof, hereby granting such Representatives the power and authority to participate in the Meeting for and on behalf of the FPH shares held and registered under the name of the Corporation, including to cause the registration of the Corporation, vote its FPH shares, and appoint a proxy, in accordance with FPH's guidelines for the Meeting;

   RESOLVED, FURTHER, that the Representative is hereby authorized to execute, sign, and deliver, for and on behalf of the Corporation, the proxy form and any other document or instrument necessary or desirable to implement the foregoing resolution;

   RESOLVED, FINALLY, that these resolutions shall remain valid and subsisting until and unless otherwise revoked or amended in writing and duly served on FPH."

2. The foregoing resolutions are in accordance with the records of the Corporation, are in full force and effect, and have not been amended or rescinded.

(NAME)
Corporate Secretary

IN WITNESS WHEREOF, I have hereunto signed this Secretary's Certificate this in _____ of _____ 2026.

SUBSCRIBED AND SWORN to before me this day of _____ of _____ 2026, with the affiant exhibiting to me his/her _____ issued on _____ as Competent Evidence of Identity.

Doc. No. __;
Page No. __;
Book No. __;
Series of 2026.

Annex “B”
Management Report

Item 6. Management's Discussion and Analysis or Plan of Operation

The following management's discussion and analysis of the FPH Group's financial condition and results of operations should be read in conjunction with the accompanying audited consolidated financial statements and the related notes as of December 31, 2025 and 2024 and for each of the three years for the period ended December 31, 2025. This discussion includes forward-looking statements, which may include statements regarding future results of operations, financial condition or business prospects, which are subject to significant risks, uncertainties and other factors and are based on the Group's current expectations, some of which are beyond the Group's control and are difficult to predict. These statements involve risks and uncertainties and the actual results may differ materially from those anticipated in these forward-looking statements.

OVERVIEW

The Group's operating businesses are organized and managed according to segments defined based on the nature of the products and services, with each segment representing a strategic business unit that offers different products and services to different markets. The Group conducts the majority of its business activities in the following areas:

- Power Generation – power generation and related subsidiaries under First Gen Corporation (First Gen) including Energy Development Corporation (EDC) and its subsidiaries.

- Real Estate Development – residential and commercial real estate development and leasing under Rockwell Land Corporation (Rockwell Land), and sale and lease of industrial lots and lease of ready-built factories and commercial spaces under First Philippine Industrial Park, Inc. (FPIP).

- Energy Solutions – primarily pertaining to the production of electrical transformers under First Philippine Electric Corporation (First Philec).

- Construction and Other Services – construction contracts under First Balfour, Inc. (First Balfour), geothermal well drilling services from First Balfour's subsidiary, ThermaPrime Drilling Corporation (ThermaPrime), specialized healthcare services from The Medical Services of America (Philippines), Inc. (MSA-PH) and Asian Eye Institute, Inc. (AEI), continuing education provided by First Industrial Science and Technology College, Inc. (First College), and other service and investment holding companies within the Group.

Financial information about the business segments follows:

	2025					
(In Millions)	Power Generation	Real Estate Development	Energy Solutions	Construction and Other Services	Eliminations	Consolidated
Revenues:						
External sales	₱51,794	₱20,312	₱5,237	₱7,376	₱–	₱84,719
Inter-segment sales	297	–	–	9,364	(9,661)	–
Equity in net earnings of associates and joint ventures	609	420	–	17,008	(17,032)	1,005
Total revenues	52,700	20,732	5,237	33,748	(26,693)	85,724
Costs and expenses	(33,646)	(12,542)	(3,694)	(15,916)	8,421	(57,377)
Depreciation and amortization	(9,725)	(1,305)	(103)	(1,186)	885	(11,434)
Finance income	996	449	16	279	–	1,740
Finance costs	(6,443)	(2,106)	(45)	(906)	66	(9,434)
Foreign exchange gain (loss)	65	(33)	12	10	–	54
Other income (charges)	10,498	1,833	57	1,785	(491)	13,682
Income before income tax	14,445	7,028	1,480	17,814	(17,812)	22,955
Provision for income tax	971	1,468	268	314	(82)	2,939

Net income (loss) from continuing operations	**13,474**	**5,560**	**1,212**	**17,500**	**(17,730)**	**20,016**
Net income from discontinued operations	**11,650**	**–**	**–**	**–**	**–**	**11,650**
Consolidated net income	**₱25,124**	**₱5,560**	**₱1,212**	**₱17,500**	**(₱17,730)**	**₱31,666**

	2024 (As restated)					
(In Millions)	Power Generation	Real Estate Development	Energy Solutions	Construction and Other Services	Eliminations	Consolidated
Revenues:						
External sales	₱48,854	₱19,132	₱5,663	₱4,978	₱–	₱78,627
Inter-segment sales	–	–	–	11,212	(11,212)	–
Equity in net earnings of associates and joint ventures	(26)	381	–	14,982	(15,034)	303
Total revenues	48,828	19,513	5,663	31,172	(26,246)	78,930
Costs and expenses	(29,190)	(13,016)	(4,182)	(15,012)	10,653	(50,747)
Depreciation and amortization	(5,498)	(1,148)	(105)	(1,158)	317	(7,592)
Finance income	1,320	534	45	110	–	2,009
Finance costs	(5,063)	(1,869)	(47)	(964)	–	(7,943)
Foreign exchange gain (loss)	820	(13)	47	64	–	918
Other income (charges)	(222)	1,582	12	2,003	(673)	2,702
Income before income tax	10,995	5,583	1,433	16,215	(15,949)	18,277
Provision for income tax	1,322	1,257	275	364	(94)	3,124
Net income (loss) from continuing operations	9,673	4,326	1,158	15,851	15,855	15,153
Net income from discontinued operations	9,592	–	–	–	–	9,592
Consolidated net income	₱19,265	₱4,326	₱1,158	₱15,851	₱15,855	₱24,745

	2023 (As restated)					
(In Millions)	Power Generation	Real Estate Development	Energy Solutions	Construction and Other Services	Eliminations	Consolidated
Revenues:						
External sales	₱47,716	₱16,184	₱5,368	₱5,709	₱–	₱74,977
Inter-segment sales	–	–	–	4,838	(4,838)	–
Equity in net earnings of associates and joint ventures	(28)	464	–	15,361	(15,441)	356
Total revenues	47,688	16,648	5,368	25,908	(20,279)	75,333
Costs and expenses	(25,436)	(12,383)	(4,067)	(10,644)	4,690	(47,840)
Depreciation and amortization	(5,444)	(994)	(68)	(929)	277	(7,158)
Finance income	1,618	2,054	40	143	–	3,855
Finance costs	(3,693)	(1,700)	(27)	(853)	–	(6,273)
Foreign exchange gain (loss)	(75)	(4)	(10)	(12)	–	(101)
Other income (charges)	1,130	919	11	1,839	(689)	3,210
Income before income tax	15,788	4,540	1,247	15,452	(16,001)	21,026
Provision for income tax	1,670	913	232	91	(56)	2,850
Net income (loss) from continuing operations	14,118	3,627	1,015	15,361	(15,945)	18,176
Net income from discontinued operations	10,880	–	–	–	–	10,880
Consolidated net income	₱24,998	₱3,627	₱1,015	₱15,361	(₱15,945)	₱29,056

Net income from discontinued operations pertains to the earnings of the 1,000MW Santa Rita Power Plant, 500MW San Lorenzo Power Plant, 450MW San Gabriel Power Plant, 97MW Avion Power Plant, as well as the Interim Offshore LNG Terminal, which has been presented as a separate line item in the Financial Statements following First Gen's divestment of its 60% share in its Gas business effective November 17, 2025.

FINANCIAL HIGHLIGHTS *(As of and for the years ended December 31, 2025 and 2024)*

The financial highlights and analyses of account movements for the comparative periods are in Philippine pesos (unless specifically indicated), which is the FPH's functional currency. The financial statements of the consolidated subsidiaries and associates with functional currency other than the Philippine peso such as the First Gen group are translated to Philippine peso as follows:

- *Assets and liabilities using the spot rate of exchange prevailing at financial reporting date;*
- *Components of equity using historical exchange rates; and*
- *Income and expenses using the monthly weighted average exchange rate.*

The table below summarizes the relevant exchange rates used throughout the comparative periods:

				% Change	
Translation Basis	*2025*	*2024*	*2023*	*2024 to 2025*	*2023 to 2024*
Year-end spot rate U$1 to Php	*58.790*	*57.845*	*55.370*	*2%*	*4%*
Average exchange rate U$1 to Php	*57.493*	*57.034*	*55.639*	*1%*	*3%*

Whenever necessary, the impact of exchange rate movements are separately discussed in order to properly explain the movement in account balances in conjunction with business results and transactions.

Consolidated Statements of Income (Results of Operations)
For the years ended December 31, 2025 vs. December 31, 2024

Revenues

The Group's consolidated revenues for the year ended December 31, 2025 grew by ₱6.1 billion or 8% from last year's ₱78.6 billion to ₱84.7 billion mainly on account of the following:

- Sale of electricity improved by ₱2.9 billion or 6% (from ₱49.2 billion to ₱52.1 billion) driven by the stronger results of the Hydro and Geothermal, Wind, and Solar (GWS) platforms. The revenue growth for the Hydro plants was primarily driven by FG Hydro's better topline, as it benefited from the Pantabangan-Masiway plant's elevated reservoir water levels that enabled increased generation and higher average contracted selling prices, further supplemented by the higher revenues from the Casecnan plant's full year operations. The GWS platform likewise posted an upturn fueled by Bacman's higher generation from the full-year operations of Tongonan, which was commissioned in late 2024, Palinpinon's lower outages, and Burgos Wind's higher wind yield.

- Sale of real estate was up by ₱699 million or 5% (from ₱14.6 billion to ₱15.3 billion) mainly due to the upturn in Rockwell Land's sales bookings and construction completion and accomplishments this year for its residential development projects. Strong bookings were noted from residential developments projects such as Larsen, 32 Sanson, and Mactan Residences. Revenue recognition also commenced for several new developments, including Rockwell South Cluster 6, Lauan Ridges, and Rockwell Center Bacolod Commercial Lots Phase 2.

- Revenues from contracts and services grew by ₱2.2 billion or 22% (from ₱10.0 billion to ₱12.2 billion) primarily pertaining to the uptick in First Balfour group's construction revenues from third parties, particularly the Polaris Data Center and North–South Commuter Railway projects. This was supplemented by the following: (1) the improvement in Rockwell's lease income following higher average rental and occupancy rates of its Retail and Office Leasing Segments brought about by the higher average rental rates of retail and office segment and the additional

leasable area of Proscenium Retail Row, and (2) the increase in FPIP's recurring industrial land lease and Ready-Built Factory (RBF) rental due to additional contracts with new locators and contract renewals with existing locators, as well as higher water revenues from increased volume and tariff rates.

- Sale of merchandise improved by ₱303 million or 6% (from ₱4.9 billion to ₱5.2 billion) mainly on account of the upswing in the volume of electrical transformers sold by First Philec, Inc. (FPI). to both domestic and export markets.

Net Income

Consolidated net income jumped by ₱7.0 billion or 28% (from ₱24.7 billion to ₱31.7 billion) largely reflecting the significant non-recurring gains posted in 2025, which include First Gen's ₱9.2 billion gain on sale of 60% equity in the gas companies and Rockwell Land's ₱676 million net gain from the acquisition of a majority controlling stake in Alabang Commercial Corporation (ACC). Complementing these one-off gains were the higher consolidated margins from the Power and Real Estate businesses segments and the increased earnings from discontinued operations on the back of the first full year of operations of the LNG Interim Offshore Terminal (IOT) and the lower financing charges.

Net Income Attributable to Equity Holders of the Parent

Net income attributable to equity holders of the Parent likewise posted an upswing by ₱5.5 billion or 38% (from ₱14.3 billion to ₱19.8 billion). This growth primarily resulted from the rise in the earnings contribution of the Power Generation and Real Estate business segments reflecting both the one-time gains and the stronger recurring results of First Gen and Rockwell Land. Excluding FPH's share in non-recurring items mainly pertaining to the net-gains from divestment, business acquisition and investment remeasurement, proceeds from insurance claims, and the foreign exchange-related movements, the Recurring Net Income (RNI) attributable to equity holders of the Parent likewise grew by ₱1.3 billion or 10% (from ₱13.8 billion to ₱15.1 billion).

Detailed discussions of the material changes in the line items of the Group's Consolidated Statements of Income are presented in the succeeding sections of this report.

Consolidated Statements of Financial Position
As of December 31, 2025 vs. December 31, 2024

Assets

Total assets of the Group increased by ₱54.5 billion or 10%, from ₱526.9 billion to ₱581.4 billion, as a result of the following major movements:

- Cash and cash equivalents and Short-term investments – grew by ₱23.1 billion or 44% (from ₱52.9 billion to ₱76.0 billion) primarily on account of the higher year-end cash of First Gen, reflecting the receipt of the proceeds from the sale of the 60% equity stake in gas business as well as cash generated from the Group's operations and loan proceeds partly reduced by the cash used in investing and financing activities (see Consolidated Statements of Cash Flows).

- Other current financial assets – increased by ₱15.8 billion or 4,948% (from ₱320 million to ₱16.1 billion) reflecting the higher investments made by First Gen during the year as some of the proceeds from the sale of the 60% equity stake in First Gen's gas business were invested to financial assets at fair value through profit or loss (FVPL).

- Investment properties - net – higher by ₱40.4 billion or 172% (from ₱23.4 billion to ₱63.8 billion) representing the fair market value of the acquired investment properties from Rockwell Land's acquisition of a majority stake in ACC in December 2025.

- Investments in associates and joint ventures – up by ₱29.9 billion or 466% (from ₱6.4 billion to ₱36.3 billion) largely pertaining to the reclassification of the remaining 40% non-controlling interest of First Gen in the Gas business and the investments made by EDC in Indonesia, through its subsidiary, PT FGGI.

These upturns were partly tempered by the decline in trade and other receivables, property, plant and equipment, and other noncurrent assets largely on account of the deconsolidation of the Gas assets following the sale of the 60% equity stake.

Detailed explanations of significant movements in asset accounts are presented in the succeeding sections.

Liabilities and Equity

Total liabilities and equity of the Group increased by ₱54.5 billion or 10% (from ₱526.9 billion to ₱581.4 billion) primarily due to the following major movements:

- Long-term debts - current and noncurrent – upswing by ₱18.2 billion or 12% (from ₱157.1 billion to ₱175.3 billion) primarily on account of the drawdowns and refinancing made by the First Gen and Rockwell groups.

- Total equity posted an increase of ₱44.4 billion or 16% (from ₱271.0 billion to ₱315.4 billion) brought about by the following: (1) the Group's total consolidated net income for the year, (2) the fair value gains on financial assets at FVOCI, and (3) the increase in Non-Controlling Interest representing the minority interest of the newly acquired ACC. These were partly reduced by the cash dividend declarations and purchase of treasury shares.

These mentioned upswings were partially weighed down by the decline in trade and other payables mainly reflecting the effect of the deconsolidation of the Gas liabilities following the sale of the 60% equity stake to Prime Infra.

Detailed explanations of material movements in liabilities and equity accounts are presented in the succeeding sections.

DETAILED ANALYSIS OF MATERIAL CHANGES

Consolidated Statements of Income (Results of Operations)

Horizontal and Vertical Analyses of Material Changes for the years ended Dec. 31, 2025 vs. 2024

Php in millions	Years Ended December 31		Horizontal Analysis Increase/(Decrease)		Vertical Analysis December 31	
	2025	2024 As restated	Amount	%	2025	2024
REVENUES						
Sale of electricity	**₱52,077**	₱49,147	₱2,930	6%	61%	63%
Sale of real estate	**15,277**	14,578	699	5%	18%	19%
Contracts and services	**12,165**	10,005	2,160	22%	14%	13%
Sale of merchandise	**5,200**	4,897	303	6%	6%	6%
	84,719	78,627	6,092	8%	100%	100%
COSTS AND EXPENSES						
Costs of sale of electricity	**30,271**	26,019	4,252	16%	-36%	-33%
Real estate sold	**9,221**	9,722	(501)	-5%	-11%	-12%
Contracts and services	**7,368**	4,310	3,058	71%	-9%	-5%
Cost of sale of merchandise	**3,652**	3,349	303	9%	-4%	-4%
General and administrative expenses	**18,299**	14,939	3,360	22%	-22%	-19%
	68,811	58,339	10,472	18%	-81%	-74%
OTHER INCOME (CHARGES)						
Finance costs	**(9,434)**	(7,943)	(1,491)	19%	-11%	-10%
Finance income	**1,740**	2,009	(269)	-13%	2%	3%
Dividend income	**1,211**	1,029	182	18%	1%	1%
Foreign exchange gains - net	**54**	918	(864)	-94%	0%	1%
Equity in net earnings of associates and joint ventures	**1,005**	303	702	232%	1%	0%
Other income - net	**12,471**	1,673	10,798	645%	15%	2%
	7,047	(2,011)	9,058	-450%	8%	-3%
INCOME BEFORE INCOME TAX	**22,955**	18,277	4,678	26%	27%	23%
PROVISION FOR INCOME TAX						
Current	**2,204**	3,027	(823)	-27%	-3%	-4%
Deferred	**735**	97	638	658%	-1%	0%
	2,939	3,124	(185)	-6%	-3%	-4%
NET INCOME FROM CONTINUING OPERATIONS	**20,016**	15,153	4,863	32%	-24%	-19%
NET INCOME FROM DISCONTINUED OPERATIONS	**11,650**	9,592	2,058	21%	-14%	-12%
NET INCOME	**₱31,666**	₱24,745	₱6,921	28%	37%	31%
Attributable To						
Equity holders of the Parent	**₱19,805**	₱14,316	₱5,489	38%	23%	18%
Non-controlling Interests	**11,861**	10,429	1,432	14%	14%	13%
	₱31,666	₱24,745	₱6,921	28%	37%	31%
Earnings Per Share for Net Income Attributable to the Equity Holders of the Parent						
Basic/ Diluted	₱44.64	₱30.89	₱13.74	44%		

Revenues

The Group's consolidated revenues for the year ended December 31, 2025 totaled ₱84.7 billion, higher by ₱6.1 billion or 8% compared to the previous year. This reflected the strengthened topline performance across the Group's primary revenue streams (see discussions above).

Costs and expenses

Consolidated costs and expenses increased by ₱10.5 billion or 18% (from ₱58.3 billion to ₱68.8 billion) and accounted for 81% and 74% of total revenues for 2025 and 2024, respectively. Details of costs and expenses line items as well as significant changes for the comparative periods are discussed as follows:

Cost of sale of electricity – higher by ₱4.3 billion or 16% and accounted for 36% and 33% of total revenues for 2025 and 2024, respectively. This was mainly caused by the higher spending for power plant and steamfield maintenance and workover activities of the geothermal plants of EDC.

Cost of real estate sold – down by ₱501 million or 5% (from ₱9.7 billion to ₱9.2 billion) and accounted for 11% and 12% of total revenues for 2025 and 2024, respectively. The movement primarily reflects the lower cost recognized by Rockwell Land from residential projects.

Cost of contracts and services – up by ₱3.1 billion or 71% (from ₱4.3 billion to ₱7.4 billion) and accounted for 9% and 5% of total revenues for 2025 and 2024, respectively. This was largely caused by the uptick in First Balfour's direct costs representing the completion of ongoing construction projects from external customers.

Cost of sale of merchandise – higher by ₱303 million or 9% (from ₱3.4 billion to ₱3.7 billion) and accounted for 4% of total revenues for both years. This primarily reflects the upturn in FPI's sale of transformer units.

General and administrative expenses – increased by ₱3.4 billion or 22% (from ₱14.9 billion to ₱18.3 billion) and accounted for 22% and 19% of total revenues for 2025 and 2024, respectively. This was largely driven by the one-off capital gains tax incurred on the sale of the 60% equity stake in First Gen's gas business.

Finance costs

Finance costs increased by ₱1.5 billion or 19% (from ₱7.9 billion to ₱9.4 billion) and accounted for 11% and 10% of total revenues for 2025 and 2024, respectively. The increment was primarily due to higher interest expenses incurred by the Group from new loans and refinancings availed in 2025.

Finance income

Finance income declined by ₱269 million or 13% (from ₱2.0 billion to ₱1.7 billion) and accounted for 2% and 3% of total revenues for 2025 and 2024, respectively. The decrease was primarily due to the lower interest income posted by First Gen from its short-term placements and of Rockwell Land resulting from lower finance income from contract balances and short-term placements.

Dividend income

Dividend income increased by ₱182 million or 18% (from ₱1.0 billion to ₱1.2 billion) and accounted for 1% of total revenues for both years. This was driven by the ₱3.534 per share or 16% uptick in dividend income received from the Meralco shares held by the Group (₱25.064 in 2025 vs. ₱21.530 in 2024).

Foreign exchange gains – net

This account decreased by ₱864 million or 94% (from ₱918 million to ₱54 million) and accounted for less than 1% of total revenues for both years. This was primarily due to the impact of the restatement of dollar-denominated accounts to Philippine peso at year-end (refer to foreign exchange table above).

Equity in net earnings of associates and joint ventures

This account rose by ₱702 million or 232% (from ₱303 million to ₱1.0 billion) and accounted for 1% of total revenues for 2025 and 2024, respectively. This was largely on account of First Gen's share in the net earnings of the gas companies from November 17, 2025 to December 31, 2025.

Others – net

Other income shot up by ₱10.8 billion or 645% (from ₱1.7 billion to ₱12.5 billion) and accounted for 15% and 2% of total revenues for 2025 and 2024, respectively. This was largely on account of the one-time gains posted for: First Gen's ₱9.2 billion gain on sale of 60% equity in the gas companies and Rockwell Land's ₱676 million net gain from the acquisition of a majority controlling stake in ACC.

Income before income tax

As a result of the foregoing, income before income tax for the year increased by ₱4.7 billion or 26%, from ₱18.3 billion in 2024 to ₱23.0 billion in 2025.

Provision for income tax

Provision for income tax was lower by ₱185 million or 6% (from ₱3.1 billion to ₱2.9 billion) and accounted for 3% and 4% of total revenues for 2025 and 2024, respectively. This decrease was due to lower current income tax provisions of First Gen's EDC and the Casecnan plant due to lower taxable income partly tempered by the higher deferred income tax expense posted by Rockwell Land mostly pertaining to the ACC acquisition.

Net Income

Consolidated net income grew by ₱7.0 billion or 28% (from ₱24.7 billion to ₱31.7 billion) resulting from the following movements:

(1) Net Income from Continuing Operations - higher by ₱4.9 billion or 32% (from ₱15.2 billion to ₱20.1 billion) driven by the non-recurring gains on divestment and acquisition transactions (see discussions above) further supported by the higher operating margins from the Power and Real Estate businesses segments.
(2) Net Income from Discontinued Operations - up by ₱2.1 billion or 21% (from ₱9.6 billion to ₱11.7 billion) driven by higher income from LNG IOT due to its first full year of operations this 2025, coupled with lower interest and financing charges.

Net Income Attributable to Equity Holders of the Parent

Net income attributable to equity holders of the Parent likewise posted an upswing by ₱5.5 billion or 38% (from ₱14.3 billion to ₱19.8 billion). This growth primarily resulted from the rise in the earnings contribution of the Power Generation and Real Estate business segments reflecting both the one-time gains and the stronger recurring earnings of First Gen and Rockwell Land. Excluding FPH's share in non-recurring items mainly pertaining to the net-gains from divestment, business acquisition and investment remeasurement, proceeds from insurance claims, and the foreign exchange-related movements, the RNI attributable to equity holders of the Parent likewise grew by ₱1.3 billion or 10% (from ₱13.8 billion to ₱15.1 billion).

Net income attributable to non-controlling interests

Net income attributable to non-controlling interest likewise increased by ₱1.5 billion or 14% (from ₱10.4 billion to ₱11.9 billion) mainly reflecting the share of non-controlling interest in the increased bottomline of First Gen and Rockwell Land. The significant portion of this account pertains to the share of non-controlling stockholders of First Gen, EDC, Rockwell Land and FPIP to the consolidated net income.

Earnings per share (EPS)

Basic/diluted EPS for the year amounted to ₱44.64 while last year's basic/diluted EPS stood at ₱30.89. The ₱13.74 or 44% uptick reflects the improvement in the Net Income attributable to equity holders of the Parent and the lower outstanding common stock as at December 31, 2025 after the Parent's common share buy-back transactions during the year.

Consolidated Statements of Comprehensive Income

For the years ended December 31, 2025 vs. December 31, 2024

Php in millions	Years Ended December 31		Horizontal Analysis Increase/(Decrease)	
	2025	2024	Amount	%
NET INCOME	**₱31,666**	₱24,745	₱6,921	28%
OTHER COMPREHENSIVE INCOME (LOSS)				
Other comprehensive income (losses) to be reclassified to profit or loss in subsequent periods:				
Exchange gains on foreign currency translation	**13,550**	319	13,231	4148%
Net losses on cash flow hedges deferred in equity - net of tax	**(107)**	(10)	(97)	-970%
	13,443	309	13,134	4250%
Other comprehensive income (losses) not to be reclassified to profit or loss in subsequent periods:				
Unrealized fair value gains on financial assets at FVOCI	**4,584**	2,927	1,657	57%
Remeasurement gains (losses) of retirement and other post-employment benefits - net of tax	**156**	(49)	205	418%
	4,740	2,878	1,862	65%
TOTAL COMPREHENSIVE INCOME	**₱49,849**	₱27,932	₱21,917	78%
Attributable To				
Equity holders of the Parent	**₱33,976**	₱18,554	₱15,422	83%
Non-controlling Interests	**15,873**	9,378	6,495	69%
	₱49,849	₱27,932	₱21,917	78%

Total comprehensive income for the year

Total comprehensive income was up by ₱21.9 billion or 78% (from ₱27.9 billion to ₱49.9 billion). The major movements in the comprehensive income of the Group were as follows:

- Consolidated net income grew by ₱7.0 billion or 28% (from ₱24.7 billion to ₱31.7 billion) due to factors discussed in the preceding sections.

- Exchange gains on foreign currency translation amounting ₱13.6 billion were posted this year compared to ₱319 million exchange gains in 2024, mainly due to the translation of First Gen's U.S. dollar- denominated financial statements into Philippine peso for financial consolidation purposes coupled with the effect of the deconsolidation of certain gas companies that are reporting in U.S. dollar functional currency.

- Net losses on cash flow hedge deferred in equity amounted to ₱107 million, ₱97 million higher from ₱10 million net losses in 2024 pertaining to the unfavorable fair value changes in EDC's and Rockwell Land's respective cash flow hedges taken into equity during the year.

- Unrealized fair value gains on financials assets at FVOCI, which largely pertains to the movements in the fair value of Meralco and Lopez Holdings shares held by the Group, reported a ₱1.7 billion or 57% uptick (from ₱2.9 billion to ₱4.6 billion) mostly caused by year-on-year growth of share price of Lopez Holdings by ₱1.02 per share or 38% this 2025 compared to a drop of ₱1.55 per share or 36% decline in 2024. Meawhile, Meralco share price posted ₱86 per share or 18% uptick this 2025 and a ₱89 per share or 22% upturn last year.

Closing Market Prices (PHP)	Dec. 31, 2025	Dec. 31, 2024	% Change	Dec. 31, 2024	Dec. 31, 2023	% Change
Meralco	574.0	488.0	18%	488.0	399.0	22%
Lopez Holdings	3.72	2.70	38%	2.70	4.25	-36%

- Remeasurement gains (losses) of retirement and other post-employment benefits - net of tax- posted gains of ₱156 million, turnaround of ₱205 million from last year's ₱49 million losses,

mainly reflecting the changes in financial assumptions and experience adjustments of the defined benefit obligation.

Total comprehensive income for the year attributable to equity holders of the Parent

Total comprehensive income attributable to equity holders of the Parent improved by ₱15.4 billion or 83% (from ₱18.6 billion to ₱34.0 billion) driven by the Parent's share in exchange gains on foreign currency translation, unrealized fair value gains on financial assets at FVOCI, and the net income attributable to the equity holders of the Parent.

Total comprehensive income for the year attributable to non-controlling interests

Total comprehensive income attributable to non-controlling interests (NCI) rose by ₱6.5 billion or 69% (from ₱9.4 billion to ₱15.9 billion) primarily caused by the upturn in attributable net income during the year.

(continued next page)

Consolidated Statements of Financial Position

As of December 31, 2025 and 2024

Php in millions	Years Ended December 31		Horizontal Analysis Increase/Decrease		Vertical Analysis December 31	
	2025	2024	Amount	%	2025	2024
ASSETS						
Current Assets						
Cash and cash equivalents	**₱73,135**	₱52,728	₱20,407	39%	13%	10%
Short-term investments	**2,884**	200	2,684	1342%	0%	0%
Trade and other receivables - net	**15,175**	36,544	(21,369)	-58%	3%	7%
Current portion of contract assets	**6,701**	7,102	(401)	-6%	1%	1%
Inventories	**47,554**	51,755	(4,201)	-8%	8%	10%
Prepayments and other current assets	**13,225**	14,736	(1,511)	-10%	2%	3%
Other current financial assets	**16,153**	320	15,833	4948%	3%	0%
Total Current Assets	**174,827**	**163,385**	11,442	7%	30%	31%
Noncurrent Assets						
Property, plant and equipment - net	**169,244**	193,357	(24,113)	-12%	29%	37%
Goodwill and intangible assets	**66,668**	67,620	(952)	-1%	11%	13%
Investment properties - net	**63,774**	23,415	40,359	172%	11%	4%
Financial assets at fair value through other comprehensive income (FVOCI)	**29,355**	24,919	4,436	18%	5%	5%
Investments in associates and joint ventures	**36,253**	6,402	29,851	466%	6%	1%
Contract assets- net of current portion	**13,347**	9,379	3,968	42%	2%	2%
Other noncurrent financial assets	**2,537**	1,880	657	35%	0%	0%
Deferred tax assets - net	**1,927**	2,107	(180)	-9%	0%	0%
Other noncurrent assets	**23,494**	34,474	(10,980)	-32%	4%	7%
Total Noncurrent Assets	**406,599**	363,553	43,046	12%	70%	69%
TOTAL ASSETS	**₱581,426**	₱526,938	₱54,488	10%	100%	100%
LIABILITIES AND EQUITY						
Current Liabilities						
Trade payables and other current liabilities	**₱52,970**	₱66,586	(₱13,616)	-20%	9%	13%
Loans payable	**1,250**	3,889	(2,639)	-68%	0%	1%
Income tax payable	**459**	1,162	(703)	-60%	0%	0%
Current portion of long-term debt	**25,194**	22,795	2,399	11%	4%	4%
Total Current Liabilities	**79,873**	94,432	(14,559)	-15%	14%	18%
Noncurrent Liabilities						
Long-term debt - net of current portion	**150,144**	134,318	15,826	12%	26%	25%
Deferred tax liabilities - net	**11,768**	2,750	9,018	328%	2%	1%
Retirement and other long-term employee benefits liabilities	**4,921**	5,109	(188)	-4%	1%	1%
Asset retirement and preservation obligations	**2,616**	4,027	(1,411)	-35%	0%	1%
Other noncurrent liabilities	**16,721**	15,330	1,391	9%	3%	3%
Total Noncurrent Liabilities	**186,170**	161,534	24,636	15%	32%	31%
Total Liabilities	**266,043**	255,966	10,077	4%	46%	49%
Equity						
Common stock	**6,096**	6,096	-	0%	1%	1%
Capital in excess of par value	**4,076**	4,076	-	0%	1%	1%
Treasury stock	**(13,303)**	(9,947)	(3,356)	34%	-2%	-2%
Accumulated unrealized fair value gains on financial assets at FVOCI	**17,564**	12,981	4,583	35%	3%	2%
Cumulative translation adjustments	**6,884**	(2,576)	9,460	-367%	1%	0%
Equity reserve	**(8,459)**	(8,459)	-	0%	-1%	-2%
Retained earnings						
Unappropriated	**144,289**	130,832	13,457	10%	25%	25%
Appropriated	**38,200**	32,700	5,500	17%	7%	6%
Equity Attributable to Equity Holders of the Parent	**195,347**	165,703	29,644	18%	34%	31%
Non-controlling Interests	**120,036**	105,269	14,767	14%	21%	20%
Total Equity	**315,383**	270,972	44,411	16%	54%	51%
TOTAL LIABILITIES AND EQUITY	**₱581,426**	₱526,938	₱54,488	10%	100%	100%

Assets

As at December 31, 2025, the Group's consolidated assets grew to ₱581.4 billion, higher by ₱54.5 billion or 10% compared to the December 31, 2024 consolidated balance of ₱526.9 billion. The material changes in asset accounts are discussed as follows:

Cash and cash equivalents and Short-term investments – increased by a total amount of ₱23.1 billion or 44% (from ₱52.9 billion to ₱76.0 billion) and accounted for 13% and 10% of total assets for 2025 and 2024, respectively. The rise represents the cash generated from the Group's operating activities, proceeds from loan drawdowns and refinancing made by First Gen and Rockwell during the year, and First Gen's receipt of the proceeds from the sale of the 60% equity stake in the gas business. These were partly reduced by the cash used primarily on Rockwell Land's acquisition of the majority stake in ACC, higher drilling and expansion activities of EDC, coupled with the various scheduled principal, interest, cash dividend, and share buyback payments of the Group. (see Consolidated Statements of Cash Flows)

Trade and other receivables - net – down by ₱21.4 billion or 58% (from ₱36.5 billion to ₱15.2 billion) and accounted for 3% and 7% of total assets for 2025 and 2024, respectively. The decline mainly pertains to deconsolidation of the corresponding receivable balances from the Gas business partly tempered by the higher installment contract receivable of Rockwell Land from its Larsen, Rockwell Center Bacolod lots, 8 Benitez projects, and the consolidation of receivables from the acquisition of ACC.

Contract assets- current and non-current – higher by ₱3.6 billion or 22% (from ₱16.4 billion to ₱20.0 billion) and accounted for 3% of total assets for both years. This mainly reflects Rockwell Land's higher construction completion on its residential development projects, particularly from the Edades West, Arton, Rockwell Nepo, and Mactan projects.

Inventories – declined by ₱4.2 billion or 8% (from ₱51.8 billion to ₱47.6 billion) and accounted for 8% and 10% for 2025 and 2024, respectively. The decrease was mainly due to the deconsolidation of the corresponding fuel inventories from First Gen's gas business but was partially offset by an increase in EDC's inventory for materials and supplies purchased for its drilling activities..

Prepayments and other current assets – lower by ₱1.5 billion or 10% (from ₱14.7 billion to ₱13.2 billion) and accounted for 2% and 3% of total assets for 2025 and 2024, respectively. The decrease was mainly due to the lower input VAT balance caused by the deconsolidation of the corresponding accounts from First Gen's gas business.

Other current financial assets – significantly increased by ₱15.8 billion (from ₱320 million to ₱16.1 billion) reflecting the higher investments made by First Gen during the year as some of the proceeds from the sale of the 60% equity stake in First Gen's gas business were invested to financial assets at FVPL.

Property, plant and equipment- net – lower by ₱24.1 billion or 12% (from ₱193.3 billion to ₱169.2 billion) and accounted for 29% and 37% of total assets for 2025 and 2024, respectively. The decline was largely on account of the deconsolidation of the corresponding fixed assets from First Gen's gas business.

Investment properties - net – higher by ₱40.4 billion or 172% (from ₱23.4 billion to ₱63.8 billion) representing the fair market value of the acquired investment properties from Rockwell Land's acquisition of a majority stake in ACC in December 2025.

Financial assets at FVOCI – increased by ₱4.4 billion or 18% (from ₱24.9 billion to ₱29.3 billion) and accounted for 5% of total assets for both years. The growth mainly pertains to the respective 18% and 38% uptick in stock prices of the Meralco and Lopez Holdings shares held by the Group.

Investments in associates and joint ventures – up by ₱29.9 billion or 466% (from ₱6.4 billion to ₱36.3 billion) and accounted for 6% and 1% of total assets for 2025 and 2024, respectively. The upturn largely represents the remaining interest of First Gen in the Gas business after the divestment coupled with new investments made by EDC in Indonesia through its subsidiary, PT FGGI.

Other noncurrent financial assets – up by ₱657 million or 35% (from ₱1.9 billion to ₱2.5 billion) and accounted for less than 1% of total assets for both years. The upward movement reflects the higher year-end balances of the long-term receivables and special deposits and funds of the Group.

Deferred Tax Asset – down by ₱180 million or 9% (from ₱2.1 billion to ₱1.9 billion) and accounted for less than 1% of total assets for both years. The decrease reflects the deconsolidation of the corresponding deferred income tax assets of First Gen's gas business.

Other noncurrent assets – lower by ₱11.0 billion or 32% (from ₱34.5 billion to ₱23.5 billion) and accounted for less than 4% and 7% of total assets for 2025 and 2024, respectively. The downturn is largely caused by the deconsolidation of prepaid major spare parts and right-of-use assets of First Gen's gas business.

Asset accounts that were not discussed above had no significant movements from 2024 to 2025.

Liabilities and equity

As at December 31, 2025, the Group's consolidated liabilities and equity stood at ₱581.4 billion, higher by ₱54.5 billion or 10% compared to the December 31, 2024 consolidated balance of ₱526.9 billion. Material movements in liabilities and equity accounts are discussed as follows:

Trade payables and other current liabilities – dropped by ₱13.6 billion or 20% (from ₱66.6 billion to ₱53.0 billion) and accounted for 9% and 13% of total liabilities and equity for 2025 and 2024, respectively. The downturn was mainly attributable to the deconsolidation of the corresponding payables of the Gas business.

Loans payable – lower by ₱2.6 billion or 68% (from ₱3.9 billion to ₱1.3 billion) and accounted for less than 1% and 1% of total liabilities and equity for 2025 and 2024, respectively. The downturn was primarily caused by the deconsolidation of the corresponding loans payable of the gas companies.

Income tax payable – decreased by ₱703 million or 60% (from ₱1.2 billion to ₱459 million) and accounted for less than 1% of total liabilities and equity for both years. This was primarily due to lower balance of income tax due for First Gen because of the deconsolidation of the Gas companies.

Long-term debt, including current portion – higher by ₱18.2 billion or 12% (from ₱157.1 billion to ₱175.3 billion) and accounted for 30% of total liabilities and equity for both years. The rise was primarily on account of the new loan availments and refinancings obtained by First Gen group and by Rockwell Land but were partly offset by the voluntary prepayments and various scheduled principal payments of the Group.

Deferred tax liabilities – up by ₱9.0 billion or 328% (from ₱2.8 billion to ₱11.8 billion) and accounted for 2% and 1% of total liabilities and equity for 2025 and 2024, respectively. The increment resulted primarily from the deferred tax related to Rockwell Land's acquisition of ACC.

Asset retirement and preservation obligations – lower by ₱1.4 billion or 35% (from ₱4.0 billion to ₱2.6 billion) and accounted for less than 1% of total liabilities and equity for both years. This is primarily caused by the deconsolidation of the corresponding asset retirement obligations of the gas companies.

Other noncurrent liabilities – higher by ₱1.4 billion or 9% (from ₱15.3 billion to ₱16.7 billion) and accounted for 3% of total liabilities and equity for both years. This is primarily due to the amount still payable by Rockwell Land for its purchase of a majority stake in ACC, which is due for payment in December 2027, but was partly offset by the deconsolidation of the corresponding lease liabilities related to the LNG IOT operations.

Total equity attributable to equity holders of the Parent – increased by ₱29.6 billion or 18% (from ₱165.7 billion to ₱195.3 billion) and accounted for 34% and 31% of total liabilities and equity for 2025 and 2024, respectively. The following major items brought about the net increase in the account:

- Treasury stock (negative) increased by ₱3.4 billion or 34% (from ₱9.9 billion to ₱13.3 billion) mainly reflecting the share buy-backs made by the Parent during the year;

- Appropriated retained earnings - higher by ₱5.5 billion or 17% (from ₱32.7 billion to ₱38.2 billion) due to the net addition to the appropriated retained earnings in 2025;

- Unappropriated retained earnings increased by ₱13.5 billion or 10% (from ₱130.8 billion to ₱144.3 billion) mainly reflecting the net income attributable to the equity holders of the Parent partly reduced by cash dividend declarations during the year and by the net ₱5.5 billion increase in appropriation of retained earnings.

- Accumulated unrealized fair value gains on financial assets at FVOCI increased by ₱4.6 billion or 35% on account of the upturn in stock prices of Meralco and Lopez Holdings shares held by the Group as at December 31, 2025 compared to year-end of 2024;

- Cumulative translation adjustments (negative amount) turnaround by ₱9.5 billion or 367% due to the impact of foreign exchange movements to the foreign currency translation rates of the Group's subsidiaries whose functional currency is U.S. dollar and the deconsolidation of certain gas companies that are reporting in U.S. dollars in 2025.

Non-controlling interests – increased by ₱14.8 billion or 14% (from ₱105.2 billion to ₱120.0 billion) and accounted for 21% and 20% of total liabilities and equity for 2025 and 2024, respectively. Non-controlling interests represent the portion of net assets not held by the Group, particularly in First Gen and EDC, Rockwell, FPIP, and AEI. The increase was mainly due to the non-controlling interests' share in the Group's net earnings and other comprehensive income for 2025 alongside the consolidation of the ACC to Rockwell Land. These were partly reduced by the cash dividend declarations, purchase of treasury shares, and the derecognition of Tokyo Gas' non-controlling interest in FGEN LNG due to First Gen's sale of its 60% of equity stake in the Gas business.

Liabilities and equity accounts that were not discussed above had no significant movements from 2024 to 2025.

For comparability, the financial highlights and discussion of material changes in the Group's Consolidated Statements of Income for the years ended 2024 and 2023 and the Consolidated Statements of Financial Position as of December 31, 2024 and 2023 of the Group are presented in the next section.

FINANCIAL HIGHLIGHTS *(As of and for the years ended December 31, 2024 and 2023)*

The financial highlights and analyses of account movements for the comparative periods are in Philippine pesos (unless specifically indicated), which is the FPH's functional currency. The financial statements of the consolidated subsidiaries and associates with functional currency other than the Philippine peso such as the First Gen group are translated to Philippine peso as follows:

- *Assets and liabilities using the spot rate of exchange prevailing at financial reporting date;*
- *Components of equity using historical exchange rates; and*
- *Income and expenses using the monthly weighted average exchange rate.*

The table below summarizes the relevant exchange rates used throughout the comparative periods:

				% Change	
Translation Basis	*2024*	*2023*	*2022*	*2023 to 2024*	*2022 to 2023*
Year-end spot rate US1 to Php	*57.845*	*55.370*	*55.755*	*4%*	*-1%*
Average exchange rate US1 to Php	*57.034*	*55.639*	*54.049*	*3%*	*3%*

Whenever necessary, the impact of exchange rate movements are separately discussed in order to properly explain the movement in account balances in conjunction with business results and transactions.

Consolidated Statements of Income (Results of Operations)

For the years ended December 31, 2024 vs. December 31, 2023 (As restated)

Revenues

The Group's consolidated revenues for the year ended December 31, 2024 improved by ₱3.6 billion or 5% from last year's ₱75.0 billion to ₱78.6 billion mainly on account of the following:

- Sale of electricity was slightly up by 2% closing at ₱49.1 billion from ₱48.0 billion in 2023 on the back of the counterbalancing movements of the topline results of the power plants. These were largely driven by the fresh contributions from the spot market and contracted sales of the Casecnan hydro power plant partly tempered by the slowdown in the electricity sales of EDC mostly reflecting the lower volume sold.

- Sale of real estate was up by ₱2.6 billion or 22% (from ₱11.9 billion to ₱14.5 billion) mainly due to the upturn in Rockwell Land's sales bookings and construction completion and accomplishments this year for its residential development projects.

- Revenues from contracts and services declined by ₱485 million or 5% (from ₱10.5 billion to ₱10.0 billion) primarily pertaining to the decline in First Balfour group's construction revenues from third parties. First Balfour's major projects with external customers in 2024 are the North–South Commuter Railway and STT Fairview hyperscale data center in contrast with its projects in 2023, such as the Eastbay Water Treatment Plant, Cebu-Cordova Link Expressway (CCLEX), Batangas Combined Cycle Power Plant, St. Luke's Medical Center Pivot Building, and the Hermosa-San Jose Overhead Transmission Line (OTL). This downturn was partly mitigated by the following: (1) the improvement in Rockwell's lease income following higher average rental and occupancy rate of its Retail and Office Leasing Segments brought about by the higher average rental rate of retail and office segment and the additional leasable area of Proscenium Retail Row, and (2) the increase in FPIP's recurring industrial land lease and Ready-Built Factory (RBF) rental due to additional contracts with new locators and contract renewals with existing locators as well as higher water revenues from increased volume and tariff rates.

- Sale of merchandise improved by ₱330 million or 7% (from ₱4.6 billion to ₱4.9 billion) mainly on account of First Philec, Inc.'s (FPI) stronger revenues from sale of transformers to both domestic and export markets.

Net Income

Consolidated net income declined by ₱4.3 billion or 15% (from ₱29.0 billion to ₱24.7 billion) mainly caused by the lower consolidated margins from business operations, exacerbated by the lower net one-off gains posted this year as compared to the significant amount of non-recurring proceeds from construction delay and insurance claims received in 2023.

Net Income Attributable to Equity Holders of the Parent

Net income attributable to equity holders of the Parent likewise posted a downturn by ₱750 million or 5% (from ₱15.1 billion to ₱14.3 billion) primarily resulting from the downtick in the earnings contribution of the Power Generation business segment, partly mitigated by the improved results of the Real Estate and Energy Solutions segment. Excluding FPH's share in non-recurring items mainly pertaining to the proceeds from insurance claims, gain on bargain purchase and investment remeasurement, and the foreign exchange-related movements during the year, the Recurring Net Income (RNI) attributable to equity holders of the Parent was steady at ₱13.8 billion which reflects the steady operating performance of the Group.

Detailed discussions of the material changes in the line items of the Group's Consolidated Statements of Income are presented in the succeeding sections of this report.

Consolidated Statements of Financial Position
As of December 31, 2024 vs. December 31, 2023

Assets

Total assets of the Group increased by ₱54.7 billion or 12%, from ₱472.2 billion to ₱526.9 billion, as a result of the following major movements:

- Inventories – increased by ₱9.0 billion or 21% (from ₱42.8 billion to ₱51.8 billion) reflecting the higher year-end balances of First Gen's spare parts and supplies, and of Rockwell Land's real estate inventories.

- Property, plant and equipment - net – higher by ₱34.3 billion or 22% (from ₱159.0 billion to ₱193.3 billion) reflecting the turnover of the Casecnan Hydro Electric powerplant (Casecnan plant) assets to First Gen in February 2024 and the capital expenditures of EDC mainly from its drilling and expansion activities.

- Goodwill and intangible assets– increased by ₱18.2 billion or 37% (from ₱49.4 billion to ₱67.6 billion) following the turnover of the Casecnan plant to First Gen in February 2024 which resulted in the recognition of intangible asset on the acquired Operations and Maintenance (O&M) agreements.

- Trade and other receivables - net – grew by ₱5.3 billion or 17% (from ₱31.2 billion to ₱36.5 billion) primarily on account of the higher year-end receivables of First Gen from Meralco and of Rockwell Land from its residential development projects.

These upturns were partly tempered by the decline in Cash and cash equivalents (including Short-term investments) – by ₱16.2 billion or 23% (from ₱69.1 billion to ₱52.9 billion) mainly

representing the cash used in the acquisition of the Casecnan plant, coupled with the share buybacks and various scheduled principal, interest, and cash dividend payments of the Group. These were partly tempered by the cash generated from operations, proceeds from loan availments and refinancing made during the year. (see Consolidated Statements of Cash Flows)

Detailed explanations of significant movements in asset accounts are presented in the succeeding sections.

Liabilities and Equity

Total liabilities and equity of the Group rose by ₱54.7 billion or 12% (from ₱472.2 billion to ₱526.9 billion) primarily due to the following major movements:

- Long-term debts - current and noncurrent – upswing by ₱33.7 billion or 27% (from ₱123.4 billion to ₱157.1 billion) primarily on account of the drawdowns and refinancing made by the First Gen group, Rockwell and First Balfour group.

- Total equity posted an increase of ₱26.1 billion or 11% (from ₱244.9 billion to ₱271.0 billion) brought about by the following: (1) the Group's total consolidated net income for the year, (2) the fair value gains on financial assets at FVOCI, and (3) the increase in Non-Controlling Interest due to the consolidation of the Rockwell Nepo Development Corporation (RNDC) (from joint venture to subsidiary) to Rockwell Land effective January 2024 and the completion of Tokyo Gas' acquisition of a 20% stake in FGEN LNG Corporation (FGEN LNG). These were partly reduced by the cash dividend declarations, purchase of treasury shares, and the downward adjustment in the beginning Retained Earnings resulting from Rockwell Land's adoption of the accounting standards on Significant Financing Component.

Detailed explanations of material movements in liabilities and equity accounts are presented in the succeeding sections.

DETAILED ANALYSIS OF MATERIAL CHANGES

Consolidated Statements of Income (Results of Operations) - As restated

Horizontal and Vertical Analyses of Material Changes for the years ended Dec. 31, 2024 vs. 2023

Php in millions	Years Ended December 31		Horizontal Analysis Increase/(Decrease)		Vertical Analysis December 31	
	2024 (As restated)	2023 (As restated)	Amount	%	2024 (As restated)	2023 (As restated)
REVENUES						
Sale of electricity	**₱49,147**	₱47,971	₱1,176	2%	63%	64%
Sale of real estate	**14,578**	11,949	2,629	22%	19%	16%
Contracts and services	**10,005**	10,490	(485)	-5%	13%	14%
Sale of merchandise	**4,897**	4,567	330	7%	6%	6%
	78,627	74,977	3,650	5%	100%	100%
COSTS AND EXPENSES						
Costs of sale of electricity	**26,019**	23,018	3,001	13%	-33%	-31%
Real estate sold	**9,722**	9,478	244	3%	-12%	-13%
Contracts and services	**4,310**	5,881	(1,571)	-27%	-5%	-8%
Cost of sale of merchandise	**3,349**	3,040	309	10%	-4%	-4%
General and administrative expenses	**14,939**	13,581	1,358	10%	-19%	-18%
	58,339	54,998	3,341	6%	-74%	-73%
OTHER INCOME (CHARGES)						
Finance costs	**(7,943)**	(6,273)	(1,670)	27%	-10%	-8%
Finance income	**2,009**	3,855	(1,846)	-48%	3%	5%
Dividend income	**1,029**	1,061	(32)	-3%	1%	1%
Foreign exchange gains (losses) - net	**918**	(101)	1,019	1009%	1%	0%
Equity in net earnings of associates and joint ventures	**303**	356	(53)	-15%	0%	0%
Other income - net	**1,673**	2,149	(476)	-22%	2%	3%
	(2,011)	1,047	(3,058)	292%	-3%	1%
INCOME BEFORE INCOME TAX	**18,277**	21,026	(2,749)	-13%	23%	28%
PROVISION FOR (BENEFIT FROM) INCOME TAX						
Current	**3,027**	3,220	(193)	-6%	-4%	-4%
Deferred	**97**	(370)	467	126%	0%	0%
	3,124	2,850	274	10%	-4%	-4%
NET INCOME FROM CONTINUING OPERATIONS	**15,153**	18,176	(3,023)	-17%	-19%	-24%
NET INCOME FROM DISCONTINUED OPERATIONS	**9,592**	10,880	(1,288)	-12%	-12%	-15%
NET INCOME	**₱24,745**	₱29,056	(₱4,311)	-15%	31%	39%
Attributable To						
Equity holders of the Parent	**₱14,316**	₱15,066	(₱750)	-5%	18%	20%
Non-controlling Interests	**10,429**	13,990	(3,561)	-25%	13%	19%
	₱24,745	₱29,056	(₱4,311)	-15%	31%	39%
Earnings Per Share for Net Income Attributable to the Equity Holders of the Parent						
Basic/ Diluted	₱30.89	₱32.22	(₱1.32)	-4%		

Revenues

The Group's consolidated revenues for the year ended December 31, 2024 totaled ₱78.6 billion, higher by ₱3.6 billion or 5% compared to the previous year. This reflected the stronger sale of electricity, sale of real estate, and sale of merchandise, partly reduced by the downturn in contracts and services (see discussions above).

Costs and expenses

Consolidated costs and expenses increased by ₱3.3 billion or 6% (from ₱55.0 billion to ₱58.3 billion) and accounted for 74% and 73% of total revenues for 2024 and 2023, respectively. Details of costs and expenses line items as well as significant changes for the comparative periods are discussed as follows:

Cost of sale of electricity – increased by ₱3.3 billion or 13% and accounted for 33% and 31% of total revenues for 2024 and 2023, respectively. This mainly reflects the higher spending for power plant, steamfield maintenance and workover activities of the geothermal plants of EDC.

Cost of real estate sold – up by ₱244 million or 3% (from ₱9.5 billion to ₱9.7 billion) and accounted for 12% and 13% of total revenues for 2024 and 2023, respectively. The movement primarily reflects the higher cost recognized by Rockwell Land following improved sales booking and higher project completion.

Cost of contracts and services – declined by ₱1.6 billion or 27% (from ₱5.9 billion to ₱4.3 billion) and accounted for 5% and 8% of total revenues for 2024 and 2023, respectively. This was largely caused by the decline in First Balfour's direct costs following lower completion of ongoing construction projects from external customers.

Cost of sale of merchandise – higher by ₱309 million or 10% (from ₱3.0 billion to ₱3.3 billion) and accounted for 4% of total revenues for both years. This primarily reflects the upturn in FPI's sale of transformer units.

General and administrative expenses – increased by ₱1.4 billion or 10% (from ₱13.6 billion to ₱14.9 billion) and accounted for 19% and 18% of total revenues for 2024 and 2023, respectively. This was largely driven by higher personnel costs, professional fees, insurance expenses, and taxes and licenses incurred during the year.

Finance costs

Finance costs increased by ₱1.6 billion or 27% (from ₱6.3 billion to ₱7.9 billion) and accounted for 10% and 8% of total revenues for 2024 and 2023, respectively. The increment was primarily due to higher interest expenses incurred by the Group from new loans availed in 2024.

Finance income

Finance income declined by ₱1.8 billion or 48% (from ₱3.8 billion to ₱2.0 billion) and accounted for 3% and 5% of total revenues for 2024 and 2023, respectively. The downturn was primarily due to the lower interest income posted by Rockwell Land resulting from the adoption of the significant financing component coupled with the combined lower average balance of short-term placements of the First Gen group.

Foreign exchange gains (losses) – net

This account posted a turnaround of ₱1.0 billion or 1,009% (from ₱101 million loss to ₱918 million gain) and accounted for 1% and less than 1% of total revenues for 2024 and 2023, respectively. This

was primarily due to the impact of the restatement of dollar-denominated accounts to Philippine peso at year-end (refer to foreign exchange table above).

Equity in net earnings of associates and joint ventures

This account declined by ₱53 million or 15% (from ₱356 million to ₱303 million) and accounted for less than 1% of total revenues for both years. This was largely on account of the reclassification of Rockwell Land's investment in RNDC due to its consolidation starting 2024, coupled with the net loss reported by RIDC.

Others- net

Other income was lower by ₱476 million or 22% (from ₱2.1 billion to ₱1.7 billion) and accounted for 2% and 3% of total revenues for 2024 and 2023, respectively. This was largely on account of the lower proceeds from insurance claims received by EDC.

Income before income tax

As a result of the foregoing, income before income tax for the year declined by ₱2.7 billion or 13%, from ₱21.0 billion in 2023 to ₱18.3 billion in 2024.

Provision for income tax

Provision for income tax was higher by ₱274 million or 10% (from ₱2.9 billion to ₱3.1 billion) and accounted for 4% of total revenues for both years. This increase was due to the ₱467 million reversal of the deferred income tax (DIT) benefit last year to ₱97 million provision for DIT this 2024 primarily on account of the foreign exchange movement of the Philippine Peso against the U.S. Dollar partly tempered by the lower provision for current income taxes booked by EDC due to lower taxable income.

Net Income
Consolidated net income declined by ₱4.3 billion or 15% (from ₱29.0 billion to ₱24.7 billion) resulting from the following movements:

(1) Net Income from Continuing Operations - lower by ₱3.0 billion or 17% (from ₱18.2 billion to ₱15.2 billion) as the stronger results delivered by Rockwell Land and First Balfour groups from upturn in their respective toplines were weighed down by the downturn in results of First Gen following lesser revenues of EDC coupled with higher operating and finance costs of Power Generation group.
(2) Net Income from Discontinued Operations - down by ₱1.3 billion or 12% (from ₱10.9 billion to ₱9.6 billion) caused by the lower revenues of San Gabriel after the expiration of its Power Supply Agreement (PSA) with Meralco in February 2024, and higher plant O&M and G&A expenses for Avion. These were partly offset by the higher operating income of Santa Rita due its higher Net Dependable Capacity (NDC), and higher revenues from San Lorenzo.

Net Income Attributable to Equity Holders of the Parent

Net income attributable to equity holders of the Parent was also lower by ₱750 million or 5% (from ₱15.1 billion to ₱14.3 billion) largely on account of the reduction in the Parent's share in earnings from the Power Generation sector, but partly tempered by the growth in earnings contribution delivered by the Real Estate and Energy Solutions segments. Excluding one-off gains and losses, RNI attributable to equity holders of the Parent was steady at ₱13.8 billion. The Parent Company's share in net one-off gains and losses mainly pertain to the proceeds from insurance claims, gain on bargain purchase and investment remeasurement, and foreign exchange and DIT movements during the year.

Net income attributable to non-controlling interests

Net income attributable to non-controlling interest likewise slid by ₱3.6 billion or 25% (from ₱14.0 billion to ₱10.4 billion) mainly due to the drop in the share in earnings of the non-controlling interest following the decline in the bottomline of First Gen. The significant portion of this account pertains to the share of non-controlling stockholders of First Gen, EDC, Rockwell Land and FPIP to the consolidated net income.

Earnings per share (EPS)

Basic/diluted EPS for the year amounted to ₱30.89 while last year's basic/diluted EPS stood at ₱32.22. The ₱1.32 or 4% downtick reflects the decline in the Net Income attributable to equity holders of the Parent partly tempered by the lower outstanding common stock as at December 31, 2024 after the Parent's share buy-back transactions during the year.

Consolidated Statements of Comprehensive Income

For the years ended December 31, 2024 vs. December 31, 2023

Php in millions	Years Ended December 31		Horizontal Analysis Increase/(Decrease)	
	2024	2023	Amount	%
NET INCOME	**₱24,745**	₱29,056	(₱4,311)	-15%
OTHER COMPREHENSIVE INCOME (LOSS)				
Other comprehensive income (losses) to be reclassified to profit or loss in subsequent periods:				
Exchange gains (losses) on foreign currency translation	**319**	(445)	764	172%
Net losses on cash flow hedges deferred in equity - net of tax	**(10)**	(76)	66	87%
	309	(521)	830	159%
Other comprehensive income (losses) not to be reclassified to profit or loss in subsequent periods:				
Unrealized fair value gains on financial assets at FVOCI	**2,927**	5,441	(2,514)	-46%
Remeasurement losses of retirement and other post-employment benefits - net of tax	**(49)**	(2,759)	2,710	98%
	2,878	2,682	196	7%
TOTAL COMPREHENSIVE INCOME	**₱27,932**	₱31,217	(₱3,285)	-11%
Attributable To				
Equity holders of the Parent	**₱18,554**	₱17,584	₱970	6%
Non-controlling Interests	**9,378**	13,633	(4,255)	-31%
	₱27,932	₱31,217	(₱3,285)	-11%

Total comprehensive income for the year

Total comprehensive income declined by ₱3.3 billion or 11% (from ₱31.2 billion to ₱27.9 billion). The major movements in the comprehensive income of the Group were as follows:

- Consolidated net income dropped by ₱4.3 billion or 15% (from ₱29.0 billion to ₱24.7 billion) due to factors discussed in the preceding sections.

- Exchange gains on foreign currency translation amounting ₱319 million were posted this year compared to ₱445 million exchange losses in 2023, a reversal of ₱764 million or 172% mainly due to the translation of First Gen's U.S. dollar- denominated financial statements into Philippine peso for financial consolidation purposes (refer to foreign exchange table above).

- Net losses on cash flow hedge deferred in equity amounted to ₱10 million, ₱66 million or 87% lower from ₱76 million net losses in 2023 pertaining to the unfavorable fair value changes in EDC's and Rockwell Land's respective cash flow hedges taken into equity during the year.

- Unrealized fair value gains on financials assets at FVOCI, which largely pertains to the movements in the fair value of Meralco and Lopez Holdings shares held by the Group, reported a ₱2.5 billion or 46% reduction (from ₱5.4 billion to ₱2.9 billion) mostly caused by lesser year-on-year growth of Meralco share price (₱89 per share or 22% uptick this 2024 compared to the ₱100.2 per share or 34% upturn last year). This was aggravated by the decline in the share price of Lopez Holdings by ₱1.55 per share or 36% this 2024 compared to an increase of ₱1.30 per share or 44% upturn in 2023.

Closing Market Prices (PHP)	Dec. 31, 2024	Dec. 31, 2023	% Change	Dec. 31, 2023	Dec. 31,2022	% Change
Meralco	488.0	399.0	22%	399.0	298.8	34%
Lopez Holdings	2.70	4.25	-36%	4.25	2.95	44%

- Remeasurement losses of retirement and other post-employment benefits - net of tax- posted a lower losses of ₱49 million, ₱2.7 billion or 98% decline from last year's ₱2.8 billion losses, mainly reflecting the changes in financial assumptions and experience adjustments of the defined benefit obligation.

Total comprehensive income for the year attributable to equity holders of the Parent

Total comprehensive income attributable to equity holders of the Parent improved by ₱970 million or 6% (from ₱17.6 billion to ₱18.6 billion) as the Parent's share in lower losses posted from the remeasurement of retirement and other post-employment benefits and in the exchange gains on foreign currency translation more than made up for the decline in the net income attributable to the equity holders of the Parent and the lower unrealized fair value gains on financial assets at FVOCI recognized during the year.

Total comprehensive income for the year attributable to non-controlling interests

Total comprehensive income attributable to non-controlling interests (NCI) slid by ₱4.2 billion or 31% (from ₱13.6 billion to ₱9.4 billion) primarily caused by the drop in attributable net income during the year.

(continued next page)

Consolidated Statements of Financial Position

As of December 31, 2024 and 2023

Php in millions	Years Ended December 31		Horizontal Analysis Increase/Decrease		Vertical Analysis December 31	
	2024	2023	Amount	%	2024	2023
ASSETS						
Current Assets						
Cash and cash equivalents	**₱52,728**	₱65,250	(₱12,522)	-19%	10%	14%
Short-term investments	**200**	3,857	(3,657)	-95%	0%	1%
Trade and other receivables - net	**36,544**	31,237	5,307	17%	7%	7%
Current portion of contract assets	**7,102**	9,238	(2,136)	-23%	1%	2%
Inventories	**51,755**	42,768	8,987	21%	10%	9%
Prepayments and other current assets	**14,736**	14,113	623	4%	3%	3%
Other current financial assets	**320**	362	(42)	-12%	0%	0%
Total Current Assets	**163,385**	**166,825**	(3,440)	-2%	31%	35%
Noncurrent Assets						
Property, plant and equipment - net	**193,357**	159,008	34,349	22%	37%	34%
Goodwill and intangible assets	**67,620**	49,384	18,236	37%	13%	10%
Investment properties - net	**23,415**	22,854	561	2%	4%	5%
Financial assets at fair value through other comprehensive income (FVOCI)	**24,919**	21,836	3,083	14%	5%	5%
Investments in associates and joint ventures	**6,402**	7,560	(1,158)	-15%	1%	2%
Contract assets- net of current portion	**9,379**	6,111	3,268	53%	2%	1%
Other noncurrent financial assets	**1,880**	2,210	(330)	-15%	0%	0%
Deferred tax assets - net	**2,107**	2,121	(14)	-1%	0%	0%
Other noncurrent assets	**34,474**	34,266	208	1%	7%	7%
Total Noncurrent Assets	**363,553**	305,350	58,203	19%	69%	65%
TOTAL ASSETS	**₱526,938**	₱472,175	₱54,763	12%	100%	100%
LIABILITIES AND EQUITY						
Current Liabilities						
Trade payables and other current liabilities	**₱66,586**	₱63,757	₱2,829	4%	13%	14%
Loans payable	**3,889**	8,666	(4,777)	-55%	1%	2%
Income tax payable	**1,162**	1,013	149	15%	0%	0%
Current portion of long-term debt	**22,795**	22,659	136	1%	4%	5%
Total Current Liabilities	**94,432**	96,095	(1,663)	-2%	18%	20%
Noncurrent Liabilities						
Long-term debt - net of current portion	**134,318**	100,765	33,553	33%	25%	21%
Deferred tax liabilities - net	**2,750**	3,272	(522)	-16%	1%	1%
Retirement and other long-term employee benefits liabilities	**5,109**	5,041	68	1%	1%	1%
Asset retirement and preservation obligations	**4,027**	3,798	229	6%	1%	1%
Other noncurrent liabilities	**15,330**	18,310	(2,980)	-16%	3%	4%
Total Noncurrent Liabilities	**161,534**	131,186	30,348	23%	31%	28%
Total Liabilities	**255,966**	227,281	28,685	13%	49%	48%
Equity						
Common stock	**6,096**	6,096	-	0%	1%	1%
Capital in excess of par value	**4,076**	4,076	-	0%	1%	1%
Treasury stock	**(9,947)**	(9,893)	(54)	1%	-2%	-2%
Accumulated unrealized fair value gains on financial assets at FVOCI	**12,981**	10,075	2,906	29%	2%	2%
Cumulative translation adjustments	**(2,576)**	(3,947)	1,371	-35%	0%	-1%
Equity reserve	**(8,459)**	(8,459)	-	0%	-2%	-2%
Retained earnings						
Unappropriated	**130,832**	118,121	12,711	11%	25%	25%
Appropriated	**32,700**	32,700	-	0%	6%	7%
Equity Attributable to Equity Holders of the Parent	**165,703**	148,769	16,934	11%	31%	32%
Non-controlling Interests	**105,269**	96,125	9,144	10%	20%	20%
Total Equity	**270,972**	244,894	26,078	11%	51%	52%
TOTAL LIABILITIES AND EQUITY	**₱526,938**	₱472,175	₱54,763	12%	100%	100%

Assets

As at December 31, 2024, the Group's consolidated assets grew to ₱526.9 billion, higher by ₱54.7 billion or 12% compared to the December 31, 2023 consolidated balance of ₱472.2 billion. The material changes in asset accounts are discussed as follows:

Cash and cash equivalents and Short-term investments – decreased by a total amount of ₱16.2 billion or 23% (from ₱69.1 billion to ₱52.9 billion) and accounted for 10% and 15% of total assets for 2024 and 2023, respectively. The downturn represents the cash used primarily on First Gen's acquisition of the Casecnan power plant, investment in LNG project, and higher drilling and expansion activities of EDC, coupled with the various scheduled principal, interest, cash dividend, and share buyback payments of the Group. These were partly offset by the cash generated from the Group's operating activities and the proceeds from loan drawdowns and refinancing made by First Gen, Rockwell, and First Balfour during the year. (see Consolidated Statements of Cash Flows)

Trade and other receivables - net – up by ₱5.3 billion or 17% (from ₱31.2 billion to ₱36.5 billion) and accounted for 7% of total assets for both years. The increase mainly pertains to the higher trade receivables of First Gen from Meralco for the Santa Rita and San Lorenzo plants, which includes the unpaid billings related to the LNG terminal fees and the implementation of the new Gas Sale and Purchase Agreement (GSPA). The higher installment contract receivable of Rockwell Land from its Nara Residences, Mactan and 32 Sanson projects likewise contributed to the growth in year-end receivables.

Contract assets- current and non-current – higher by ₱1.1 billion or 7% (from ₱15.3 billion to ₱16.4 billion) and accounted for 3% of total assets for both years. This mainly reflects Rockwell Land's lower construction completion on its residential development projects, particularly the 8 Benitez, Mactan and Nara Residences.

Inventories – increased by ₱9.0 billion or 21% (from ₱42.8 billion to ₱51.8 billion) and accounted for 10% and 9% for 2024 and 2023, respectively. This largely pertains to the higher year-end balances of First Gen's spare parts and supplies inventories from EDC's purchases for Leyte and drilling-related activities, and of Rockwell's land inventory due to land acquisitions and the consolidation of RNDC in 2024.

Other current financial assets – declined by ₱42 million or 12% (from ₱362 million to ₱320 million) and accounted for less than 1% of total assets for both years. The decline was mainly due to the lower year-end balance of Rockwell Land's restricted cash intended for the payment of land acquired during the year.

Property, plant and equipment- net – increased by ₱34.3 billion or 22% (from ₱159.0 billion to ₱193.3 billion) and accounted for 37% and 34% of total assets for 2024 and 2023, respectively. The increase was largely on account of the turnover of the Casecnan plant assets to First Gen in February 2024 coupled with the capital expenditures of EDC mainly from its drilling and expansion activities.

Goodwill and intangible assets – up by ₱18.2 billion or 37% (from ₱49.4 billion to ₱67.6 billion) and accounted for 13% and 10% of total assets for 2024 and 2023, respectively. The increase primarily reflects the turnover of the Casecnan plant to First Gen in February 2024 which resulted in the recognition of an intangible asset on the acquired O&M agreements.

Financial assets at FVOCI – increased by ₱3.1 billion or 14% (from ₱21.8 billion to ₱24.9 billion) and accounted for 5% of total assets for both years. The growth mainly pertains to the combined 22% uptick in stock price of the Meralco shares partly reduced by the 36% decline in stock price of the Lopez Holdings shares held by the Group.

Investments in associates and joint ventures – lower by ₱1.2 billion or 15% (from ₱7.6 billion to ₱6.4 billion) and accounted for 1% and 2% of total assets for 2024 and 2023, respectively. The decline was largely on account of the reclassification of Rockwell Land's investment in RNDC from an associate to a subsidiary (which was eliminated upon consolidation) following the step-up acquisition that was completed in January 2024.

Other noncurrent financial assets – down by ₱330 million or 15% (from ₱2.2 billion to ₱1.9 billion) and accounted for less than 1% of total assets for both years. The downward movement reflects the lower year-end balances of derivative assets and special deposits and funds of First Gen.

Asset accounts that were not discussed above had no significant movements from 2023 to 2024.

Liabilities and equity

As at December 31, 2024, the Group's consolidated liabilities and equity stood at ₱526.9 billion, higher by ₱54.7 billion or 12% compared to the December 31, 2023 consolidated balance of ₱472.2 billion. Material movements in liabilities and equity accounts are discussed as follows:

Loans payable – lower by ₱4.8 billion or 55% (from ₱8.7 billion to ₱3.9 billion) and accounted for 1% and 2% of total liabilities and equity for 2024 and 2023, respectively. The downturn was primarily caused by net-settlement of First Gen following the payments of Santa Rita, San Lorenzo and San Gabriel of its respective short-term loans, partially offset by new availments by Santa Rita and San Lorenzo.

Income tax payable – increased by ₱149 million or 15% (from ₱1.0 billion to ₱1.1 billion) and accounted for less than 1% of total liabilities and equity for both years. This was primarily due to higher income tax due for First Gen group due to lower available Creditable Withholding Tax (CWT) certificates to be applied against income tax payable, as well as FRLC's contribution to income tax payable in 2024.

Long-term debt, including current portion – higher by ₱33.7 billion or 27% (from ₱123.4 billion to ₱157.1 billion) and accounted for 30% and 26% total liabilities and equity for 2024 and 2023, respectively. The rise was primarily on account of the new loan availments and refinancings obtained by the First Gen and First Balfour groups and of Rockwell Land partly offset by the various scheduled principal payments of the Group. The issuance of EDC's ASEAN Green Bonds in the first half of 2024 likewise contributed to the increase.

Deferred tax liabilities – down by ₱522 million or 16% (from ₱3.3 billion to ₱2.8 billion) and accounted for 1% of total liabilities and equity for both years. The increment resulted primarily from the temporary tax differences arising from transactions of Rockwell Land.

Asset retirement and preservation obligations – higher by ₱229 million or 6% (from ₱3.8 billion to ₱4.0 billion) and accounted for 1% of total liabilities and equity for both years. The movement reflects the accretion of finance costs and revision of estimate recognized by EDC for the rehabilitation and restoration costs which pertains to the present value of estimated costs of legal and constructive obligations required to restore all the existing sites upon termination of the cooperation period.

Other noncurrent liabilities – lower by ₱3.0 billion or 16% (from ₱18.3 billion to ₱15.3 billion) and accounted for 3% and 4% of total liabilities and equity for 2024 and 2023, respectively. This mainly reflects reclassification of the funding received by FGEN LNG from Tokyo Gas for its 20% participating interest in the LNG IOT Project from liability to equity following the Philippine SEC's approval of FGEN LNG's application of confirmation of valuation of Tokyo Gas' and LNG Holding's investments in December 2024.

Total equity attributable to equity holders of the Parent – increased by ₱16.9 billion or 11% (from ₱148.8 billion to ₱165.7 billion) and accounted for 31% and 32% of total liabilities and equity for 2024 and 2023, respectively. The following major items brought about the net increase in the account:

- Retained earnings increased by ₱12.7 billion or 11% (from ₱150.8 billion to ₱163.5 billion) mainly reflecting the net income attributable to the equity holders of the Parent, partly reduced by the downward adjustment related to the adoption of the new accounting standards on Significant Financing Component and the cash dividend declaration during the year;

- Accumulated unrealized fair value gains on financial assets at FVOCI increased by ₱2.9 billion or 29% on account of the upturn in stock price of Meralco, partly reduced by the downtick in stock price Lopez Holdings shares as at December 31, 2024 compared to year-end of 2023;

- Cumulative translation adjustments (negative amount) declined by ₱1.4 billion or 35% (from ₱3.9 billion to ₱2.5 billion) due to the impact of foreign exchange movements to the year-end foreign currency translation rates of the Group's subsidiaries whose functional currency is U.S. dollar.

Non-controlling interests – increased by ₱9.1 billion or 10% (from ₱96.1 billion to ₱105.2 billion) and accounted for 20% of total liabilities and equity for both years. Non-controlling interests represent the portion of net assets not held by the Group, particularly in First Gen and EDC, Rockwell, FPIP, and AEI. The increase was mainly due to the non-controlling interests' share in the Group's net earnings and other comprehensive income for 2024 supplemented by the consolidation of the RNDC to Rockwell Land and the completion of Tokyo Gas acquisition of 20% stake in FGEN LNG this 2024. These were partly reduced by the cash dividend declarations, purchase of treasury shares, and the downward adjustment in the beginning NCI resulting from Rockwell Land's adoption of the accounting standards on Significant Financing Component.

Liabilities and equity accounts that were not discussed above had no significant movements from 2023 to 2024.

* * * * *

Item 7. Financial Statements

The Company's audited consolidated financial statements for the years ended December 31, 2025 and 2024 are hereto attached as Exhibit "A".

Item 8. Changes in and Disagreements with Accountants on Accounting and Financial Disclosures

The external auditors of the Parent Company is Sycip Gorres Velayo & Co. (SGV & Co.) SGV is in compliance with the Revised Securities Regulation Code (SRC) Rule 68, Paragraph (3) (b) (ix) which requires the rotation of the handling partners every 7 consecutive years with a cooling off period of 3 years thereafter under the transition relief period.

For the years ended December 31, 2025, 2024 and 2023, the SGV & Co. handling partner for the audit of the Parent Company is Ms. Maria Veronica Andresa R. Pore. For the years ended December 31, 2022, 2021, 2018, 2017, 2016, and 2015, the SGV & Co. handling partner for the audit of the Parent Company was Ms. Editha V. Estacio. For the years ended December 31, 2020 and 2019, the SGV & Co. handling partner for the audit of the Parent Company was Mr. Roel E. Lucas.

For the last five (5) years, the Parent Company has not had any disagreements with SGV with regard to any matter relating to accounting principles or practices, financial statement disclosures or auditing scope or procedures. Representatives of SGV & Co. are expected to be present at the Annual Stockholders' Meeting and will have the opportunity to make a statement if they desire to do so and will be available to answer appropriate questions.

SCHEDULE OF EXTERNAL AUDITOR FEE- RELATED INFORMATION

	Years Ended December 31		
(Amounts in PHP and in millions)	**2025**	2024	2023
Total Audit Fees (Section 2.1a)[1]	**₱52**	₱54	₱50
Non-audit service fees:			
Other assurance services	**7**	14	6
Tax services	**14**	6	6
All other services	**11**	4	8
Total Non-audit Fees (Section 2.1b)[2]	**32**	24	20
Total Audit and Non-audit Fees	**₱84**	₱78	₱70

Audit and Non-audit fees of other related entities (Section 2.1c)[3]

	Years Ended December 31		
(Amounts in PHP and in millions)	**2025**	2024	2023
Audit Fees	**₱–**	₱–	₱–
Non-audit service fees:			
Other assurance services	**–**	–	–
Tax services	**–**	–	–
All other services	**–**	–	–
Total Non-audit Fees	**–**	–	–
Total Audit and Non-audit Fees of other related entities	**₱–**	₱–	₱–

(1) Section 2.1a: Disclose agreed fees (excluding out of pocket expenses and VAT) with the external auditor/audit firm and its network firms (as applicable) for the audit of the covered company's stand-alone and/or consolidated financial statements and the covered company's consolidated subsidiaries' financial statements on which the external auditor/audit firm expresses an opinion. These do not include fees for special purposes audit or review of financial statements.

(2) Section 2.1b: Disclose charged or billed fees (excluding out of pocket expenses and VAT) by the external auditor/audit firm or a network firm (as applicable) for non-audit services to the covered company and its related entities over which the covered company has direct or indirect control that are consolidated in the financial statements on which the external auditor/audit firm expresses an opinion. These included other assurance services such as special purpose audit or review of financial statements.

(3) Section 2.1c: Disclose fees for services (excluding out of pocket expenses and VAT) charged to any related entities of the covered company over which the covered company has direct or indirect control, which are not yet disclosed in (a) or (b), such as fees for services to any unconsolidated subsidiaries that meet the consolidation exemption criteria of Philippine Financial Reporting Standard (PFRS) 10 applicable to investment entities, if the external auditor/audit firm has reason to believe that these are relevant to the evaluation of the external auditor/audit firm's independence, as communicated by the external auditor/audit firm with the covered company’s, those charged with governance or equivalent (e.g. Audit Committee)

Annex “C”
Audited Consolidated Financial Statements for the years ended 2025 and 2024

SECURITIES AND EXCHANGE COMMISSION
THE SEC HEADQUARTERS 7907 Makati Avenue, Salcedo Village, Bel-Air, Makati City
1209 Trunk Line No:02-5322-7696 Email Us:www.sec.gov.phmessagesmo@sec.gov.ph

The following document has been received:

Receiving: ICTD ERMD
Receipt Date and Time: April 15, 2026 05:58:53 PM

Company Information

SEC Registration No.: 0000019073
Company Name: FIRST PHIL. HOLDINGS CORP.
Industry Classification: J66940
Company Type: Stock Corporation

Document Information

Document ID: OST104152026811227820
Document Type: Financial Statement
Document Code: FS
Period Covered: December 31, 2025
Submission Type: Consolidated
Remarks: None

Acceptance of this document is subject to review of forms and contents

FPH
A Lopez Group Company

6th Floor, Rockwell Business Center Tower 3,
Ortigas Avenue, Pasig City 1604 Philippines

+632 8555 8000
www.fphc.com

STATEMENT OF MANAGEMENT'S RESPONSIBILITY FOR FINANCIAL STATEMENTS

The management of First Philippine Holdings Corporation (the Company) is responsible for the preparation and fair presentation of the consolidated financial statements including the schedules attached therein for the three years ended December 31, 2025, 2024 and 2023 in accordance with the prescribed financial reporting framework indicated therein, and for such internal control as management determines is necessary to enable the preparation of consolidated financial statements that are free from material misstatement, whether due to fraud or error.

In preparing the consolidated financial statements, management is responsible for assessing the Company's ability to continue as a going concern, disclosing, as applicable matters related to going concern and using the going concern basis of accounting unless management either intends to liquidate the Company or to cease operations, or has no realistic alternative but to do so.

The Board of Directors is responsible for overseeing the Company's financial reporting process.

The Board of Directors reviews and approves the consolidated financial statements including the schedules attached therein, and submits the same to the stockholders.

SyCip Gorres Velayo & Co., the independent auditors appointed by the stockholders, has audited the consolidated financial statements of the Company in accordance with Philippine Standards on Auditing, and in its report to the stockholders, has expressed its opinion on the fairness of presentation upon completion of such audit.

FEDERICO R. LOPEZ	**FRANCIS GILES B. PUNO**	**EMMANUEL ANTONIO P. SINGSON**
Chairman of the Board and Chief Executive Officer	President and Chief Operating Officer	Executive Vice President, Treasurer and Chief Finance Officer

SUBSCRIBED AND SWORN to before me this APR 10 2026 day of _____ 2026, affiants exhibited to me their Competent Evidence of Identity (CEI) and Community Tax Certificate (CTC) Nos. as follows:

PASIG CITY

Name	Details of CEI/CTC	Issued On/Issued At
Federico R. Lopez	DL#N17-80-012544/28291519	01-23-2026/Pasig City
Francis Giles B. Puno	CRN-0111-2221118-7/28319755	02-12-2026/Pasig City
Emmanuel Antonio P. Singson	CRN-0003-8856459-8/28319576	02-11-2026/Pasig City

REM JOSHUA T. SERRANO
NOTARY PUBLIC
FOR AND IN THE CITY OF PASIG
AND IN THE MUNICIPALITY OF PATEROS
UNTIL DECEMBER 31, 2026
PTR NO. 3986432, 01/06/2026, PASIG CITY
IBP NO. 536447, 12/29/2025, RIZAL (NSM)
MCLE COMPLIANCE NO. VIII-0020020, 4/14/2028
ROLL NO. 77963/APPOINTMENT NO. 114 (2026-2027)
21/F Robinsons-Equitable Tower, 4 ADB Ave. cor. Poveda St.
1605 Ortigas Center, Pasig City

Doc. No. 553;
Page No. 72;
Book No. V;
Series of 2026.

REM JOSHUA T. SERRANO
NOTARY PUBLIC
ROLL NO. 77963
PASIG AND PATEROS, PHILS.

POWERED BY GOOD™

COVER SHEET

for

AUDITED FINANCIAL STATEMENTS

SEC Registration Number

						1	9	0	7	3

COMPANY NAME

F	I	R	S	T		P	H	I	L	I	P	P	I	N	E		H	O	L	D	I	N	G	S		C	O	R	P
O	R	A	T	I	O	N		A	N	D		S	U	B	S	I	D	I	A	R	I	E	S						

PRINCIPAL OFFICE *(No. / Street / Barangay / City / Town / Province)*

6	T	H		F	L	O	O	R	,		R	O	C	K	W	E	L	L		B	U	S	I	N	E	S	S		C
E	N	T	E	R		T	O	W	E	R		3	,		O	R	T	I	G	A	S		A	V	E	N	U	E	,
	P	A	S	I	G		C	I	T	Y		1	6	0	4		M	E	T	R	O		M	A	N	I	L	A	

Form Type	Department requiring the report	Secondary License Type, If Applicable
A C F S	C G F D	N / A

COMPANY INFORMATION

Company's Email Address	Company's Telephone Number	Mobile Number
FPHGroupAsstCorpSec@fphc.com	**(02) 8631-8024**	**N/A**

No. of Stockholders	Annual Meeting (Month / Day)	Fiscal Year (Month / Day)
11,825	**May 31**	**December 31**

CONTACT PERSON INFORMATION

The designated contact person ***MUST*** be an Officer of the Corporation

Name of Contact Person	Email Address	Telephone Number/s	Mobile Number
Maria Carmina Z. Ubaña	**CZUbana@fphc.com**	**(02) 3449-6253**	**09173279054**

CONTACT PERSON's ADDRESS

6th Floor, Rockwell Business Center Tower 3, Ortigas Avenue, Pasig City

NOTE 1 In case of death, resignation or cessation of office of the officer designated as contact person, such incident shall be reported to the Commission within thirty (30) calendar days from the occurrence thereof with information and complete contact details of the new contact person designated.

2 All Boxes must be properly and completely filled-up. Failure to do so shall cause the delay in updating the corporation's records with the Commission and/or non-receipt of Notice of Deficiencies. Further, non-receipt of Notice of Deficiencies shall not excuse the corporation from liability for its deficiencies.

SyCip Gorres Velayo & Co.
6760 Ayala Avenue
1226 Makati City
Philippines

Tel: (632) 8891 0307
Fax: (632) 8819 0872
sgv.ph

INDEPENDENT AUDITOR'S REPORT

The Stockholders and the Board of Directors
First Philippine Holdings Corporation
6th Floor, Rockwell Business Center Tower 3
Ortigas Avenue, Pasig City

Opinion

We have audited the consolidated financial statements of First Philippine Holdings Corporation and its subsidiaries (the Group), which comprise the consolidated statements of financial position as at December 31, 2025 and 2024, and the consolidated statements of income, consolidated statements of comprehensive income, consolidated statements of changes in equity and consolidated statements of cash flows for each of the three years in the period ended December 31, 2025 and notes to the consolidated financial statements, including material accounting policy information.

In our opinion, the accompanying consolidated financial statements of the Group as at December 31, 2025 and 2024, and for each of the three years in the period ended December 31, 2025 are prepared in all material respects, in accordance with Philippine Financial Reporting Standards (PFRS) Accounting Standards.

Basis of Opinion

We conducted our audits in accordance with Philippine Standards on Auditing (PSAs). Our responsibilities under those standards are further described in the *Auditor's Responsibilities for the Audit of the Consolidated Financial Statements* section of our report. We are independent of the Group in accordance with the Code of Ethics for Professional Accountants in the Philippines (Code of Ethics), as applicable to the audits of the financial statements of public interest entities, together with the ethical requirements that are relevant to the audits of financial statements of public interest entities in the Philippines. We have also fulfilled our other ethical responsibilities in accordance with these requirements and the Code of Ethics. We believe that the audit evidence we have obtained is sufficient and appropriate to provide a basis for our opinion.

Key Audit Matters

Key audit matters are those matters that, in our professional judgment, were of most significance in our audit of the consolidated financial statements of the current period. These matters were addressed in the context of our audit of the consolidated financial statements as a whole, and in forming our opinion thereon, and we do not provide a separate opinion on these matters. For each matter below, our description of how our audit addressed the matter is provided in that context.

We have fulfilled the responsibilities described in the Auditor's Responsibilities for the *Audit of the Consolidated Financial Statements* section of our report, including in relation to these matters. Accordingly, our audit included the performance of procedures designed to respond to our assessment of the risks of material misstatement of the consolidated financial statements. The results of our audit procedures, including the procedures performed to address the matters below, provide the basis for our audit opinion on the accompanying consolidated financial statements.

Recoverability of goodwill associated with the acquisition of Energy Development Corporation (EDC)

Under PFRS Accounting Standards, the Group is required to annually test the recoverability of goodwill. As at December 31, 2025, the Group has goodwill amounting to ₱47,957 million, of which ₱45,218 million resulted from its acquisition of EDC in 2007. This annual recoverability test of goodwill is significant to our audit because the amount of goodwill is material to the consolidated financial statements. In addition, management's assessment process requires significant judgment and is based on assumptions which are subject to higher level of estimation uncertainty, specifically, the budgeted gross margin, growth rate and discount rate.

The related disclosures on the Group's goodwill are included in Notes 3 and 14 to the consolidated financial statements.

Audit Response
We involved our internal specialist in evaluating the assumptions and methodology used. These assumptions include budgeted gross margin, growth rate and discount rate. We compared the forecasted cash flow assumptions used in the recoverability testing, such as budgeted gross margin, against the historical performance of EDC. We also compared against historical information the estimated volume and price of electricity to be sold to contracted customers and to the spot market. In addition, we compared the long-term growth rate used with those reflected in published economic forecasts, as well as relevant industry outlook. Likewise, we evaluated the discount rate used and assessed whether this is consistent with market participant assumptions for similar assets. We also reviewed the Group's disclosures about those assumptions to which the outcome of the recoverability test is most sensitive, specifically, those that have the most significant effect on the determination of the recoverable amount of goodwill.

Real Estate Revenue Recognition

The Group's revenue recognition process, policies and procedures are significant to our audit because these involve application of significant judgment and estimation in the following areas: (1) assessment of the probability that the entity will collect the consideration from the buyer (2) determination of the transaction price; and (3) application of the output method as the measure of progress in determining real estate revenue.

In evaluating whether collectability of the amount of consideration is probable, the Group considers the significance of the buyer's initial payments in relation to the total contract price (or buyer's equity). Collectability is also assessed by considering factors such as past history with the buyer, age and pricing of the property. Management regularly evaluates the historical sales cancellations and back-outs, if it would still support its current threshold of buyers' equity before commencing revenue recognition.

In determining the transaction price, the Group considers whether the selling price of the real estate property includes significant financing component.

In measuring the progress of its performance obligation over time, the Group uses the output method. This method measures progress based on physical proportion of work done on the real estate project which requires technical determination by the Group's specialists (project engineers). This is based on the monthly project accomplishment report prepared by the project planner as reviewed by the project manager and approved by project head which integrates the surveys of performance to date of the construction activities for both sub-contracted and those that are fulfilled by the Group itself.

The disclosures related to the real estate revenue are included in Notes 3 and 21 to the consolidated financial statements.

Audit Response
For the buyers' equity, we evaluated management's basis of the buyer's equity by comparing this to the historical analysis of sales cancellations from buyers with accumulated payments above the collection threshold. We traced the analysis to supporting documents such as request for cancellation form and notice of cancellation.

For the determination of the transaction price, we obtained an understanding of the Group's process in the determination of the population of contracts with customers related to real estate sale and election of available practical expedient. We obtained the financing component calculation of the management which includes an analysis whether the financing component of the Group's contract with customers is significant. We selected sample contracts from sales contract database and traced these selected contracts to the calculation prepared by management. For selected contracts, we traced the underlying data and assumptions used in the financing component calculation such as contract price, cash discount, payment scheme, payment amortization table and percentage of completion to the contract provision and the actual and updated projected percentage of completion schedule. We also recomputed the financing component for each sample selected.

For the application of the output method, in determining real estate revenue, we obtained an understanding of the Group's processes for determining the percentage of completion (POC). We inspected the certified POC reports prepared by the project engineers and assessed the project engineers' competence, capabilities and objectivity by reference to their qualifications, experience and reporting responsibilities. For selected projects, we conducted ocular inspections, made relevant inquiries, and inspected the supporting details of POC reports showing the completion of the major activities of the project construction.

Other Information

Management is responsible for the other information. The other information comprises the information included in the Securities and Exchange Commission (SEC) Form 20-IS (Definitive Information Statement), SEC Form 17-A and Annual Report for the year ended December 31, 2025, but does not include the consolidated financial statements and our auditor's report thereon. The SEC Form 20-IS (Definitive Information Statement), SEC Form 17-A and Annual Report for the year ended December 31, 2025 are expected to be made available to us after the date of this auditor's report.

Our opinion on the consolidated financial statements does not cover the other information and we do not and will not express any form of assurance conclusion thereon.

In connection with our audits of the consolidated financial statements, our responsibility is to read the other information identified above when it becomes available and, in doing so, consider whether the other information is materially inconsistent with the consolidated financial statements or our knowledge obtained in the audits, or otherwise appears to be materially misstated.

Responsibilities of Management and Those Charged with Governance for the Consolidated Financial Statements

Management is responsible for the preparation and fair presentation of the consolidated financial statements in accordance with PFRS Accounting Standards and for such internal control as management determines is necessary to enable the preparation of consolidated financial statements that are free from material misstatement, whether due to fraud or error.

In preparing the consolidated financial statements, management is responsible for assessing the Group's ability to continue as a going concern, disclosing, as applicable, matters related to going concern and using the going concern basis of accounting unless management either intends to liquidate the Group or to cease operations, or has no realistic alternative but to do so.

Those charged with governance are responsible for overseeing the Group's financial reporting process.

Auditor's Responsibilities for the Audit of the Consolidated Financial Statements

Our objectives are to obtain reasonable assurance about whether the consolidated financial statements as a whole are free from material misstatement, whether due to fraud or error, and to issue an auditor's report that includes our opinion. Reasonable assurance is a high level of assurance, but is not a guarantee that an audit conducted in accordance with PSAs will always detect a material misstatement when it exists. Misstatements can arise from fraud or error and are considered material if, individually or in the aggregate, they could reasonably be expected to influence the economic decisions of users taken on the basis of these consolidated financial statements.

As part of an audit in accordance with PSAs, we exercise professional judgment and maintain professional skepticism throughout the audit. We also:

- Identify and assess the risks of material misstatement of the consolidated financial statements, whether due to fraud or error, design and perform audit procedures responsive to those risks, and obtain audit evidence that is sufficient and appropriate to provide a basis for our opinion. The risk of not detecting a material misstatement resulting from fraud is higher than for one resulting from error, as fraud may involve collusion, forgery, intentional omissions, misrepresentations, or the override of internal control.

- Obtain an understanding of internal control relevant to the audit in order to design audit procedures that are appropriate in the circumstances, but not for the purpose of expressing an opinion on the effectiveness of the Group's internal control.

- Evaluate the appropriateness of accounting policies used and the reasonableness of accounting estimates and related disclosures made by management.

- Conclude on the appropriateness of management's use of the going concern basis of accounting and, based on the audit evidence obtained, whether a material uncertainty exists related to events or conditions that may cast significant doubt on the Group's ability to continue as a going concern. If we conclude that a material uncertainty exists, we are required to draw attention in our auditor's report to the related disclosures in the consolidated financial statements or, if such disclosures are inadequate, to modify our opinion. Our conclusions are based on the audit evidence obtained up to the date of our auditor's report. However, future events or conditions may cause the Group to cease to continue as a going concern.

- Evaluate the overall presentation, structure and content of the consolidated financial statements, including the disclosures, and whether the consolidated financial statements represent the underlying transactions and events in a manner that achieves fair presentation.

- Plan and perform the group audit to obtain sufficient appropriate audit evidence regarding the financial information of the entities or business activities within the Group as a basis for forming an opinion on the consolidated financial statements. We are responsible for the direction, supervision and review of the audit work performed for purposes of the group audit. We remain solely responsible for our audit opinion.

We communicate with those charged with governance regarding, among other matters, the planned scope and timing of the audit and significant audit findings, including any significant deficiencies in internal control that we identify during our audit.

We also provide those charged with governance with a statement that we have complied with relevant ethical requirements regarding independence, and to communicate with them all relationships and other matters that may reasonably be thought to bear on our independence, and where applicable, related safeguards.

From the matters communicated with those charged with governance, we determine those matters that were of most significance in the audit of the consolidated financial statements of the current period and are therefore the key audit matters. We describe these matters in our auditor's report unless law or regulation precludes public disclosure about the matter or when, in extremely rare circumstances, we determine that a matter should not be communicated in our report because the adverse consequences of doing so would reasonably be expected to outweigh the public interest benefits of such communication.

The engagement partner on the audit resulting in this independent auditor's report is Maria Veronica Andresa R. Pore.

SYCIP GORRES VELAYO & CO.

Maria Veronica Andresa R. Pore
Partner
CPA Certificate No. 90349
Tax Identification No. 164-533-282
BOA/PRC Reg. No. 0001, April 16, 2024, valid until August 23, 2026
SEC Partner Accreditation No. 90349-SEC (Group A)
Valid to cover audit of 2022 to 2026 financial statements
SEC Firm Accreditation No. 0001-SEC (Group A)
Valid to cover audit of 2021 to 2025 financial statements
BIR Accreditation No. 08-001998-071-2023, October 23, 2023, valid until October 22, 2026
PTR No. 10765107, January 2, 2026, Makati City

March 26, 2026



CONTENTS

CONSOLIDATED STATEMENTS OF FINANCIAL POSITION
CONSOLIDATED STATEMENTS OF INCOME
CONSOLIDATED STATEMENTS OF COMPREHENSIVE INCOME
CONSOLIDATED STATEMENTS OF CHANGES IN EQUITY
CONSOLIDATED STATEMENTS OF CASH FLOWS

Abbreviations/Acronyms Used in the Notes to Consolidated Financial Statements

Notes to Consolidated Financial Statements

1. Corporate Information……..…... 1
2. Summary of Material Accounting Policies……. 1
3. Material Accounting Judgments and Estimates……..……..... 29
4. Operating Segment Information……...……..…. 43
5. Subsidiaries and Significant Acquisitions ……..……... 47
6. Cash and Cash Equivalents and Short-term Investments……...…… 58
7. Trade and Other Receivables and Contract Assets……...…….. 58
8. Inventories…….……..… 60
9. Prepayments and Other Current Assets……...……..…… 61
10. Investments in Associates and Joint Ventures……...……..…….. 61
11. Financial Assets……...……..…… 66
12. Property, Plant and Equipment……..…… 69
13. Investment Properties…….....……... 73
14. Goodwill and Intangible Assets…….…… 74
15. Other Noncurrent Assets…….…… 76
16. Loans Payable……...……...…… 79
17. Trade Payables and Other Current Liabilities……...……. 79
18. Long-term Debt…….……... 81
19. Asset Retirement and Preservation Obligations and Other Noncurrent Liabilities…… 94
20. Equity……...……... 96
21. Disaggregated Revenue Information……. 102
22. Costs and Expenses…… 105
23. Finance Costs, Finance Income, Depreciation and Amortization, and Other Income (Charges)….. 106
24. Retirement Benefits……..... 108
25. Income Taxes……. 115
26. EPS Computation……..……..…… 118
27. Related Party Disclosures……..... 118
28. Registrations with the BOI and Philippine Economic Zone Authority (PEZA)……..... 121
29. Financial Risk Management Objectives and Policies……...……. 123
30. Fair Value of Financial Instruments……... 134
31. Significant Contracts, Franchise and Commitments……...…… 139
32. Contingencies……..……..... 154
33. Other Matters…….. 156
34. Events after the Financial Reporting Period……... 157
35. Standards Issued but not yet Effective……..... 158

FIRST PHILIPPINE HOLDINGS CORPORATION AND SUBSIDIARIES
CONSOLIDATED STATEMENTS OF FINANCIAL POSITION
(Amounts in Millions)

	December 31	
	2025	2024
ASSETS		
Current Assets		
Cash and cash equivalents (Notes 6, 29 and 30)	**₱73,135**	₱52,728
Short-term investments (Notes 6, 29 and 30)	**2,884**	200
Trade and other receivables (Notes 7, 27, 29 and 30)	**15,175**	36,544
Current portion of contract assets (Note 7)	**6,701**	7,102
Inventories (Note 8)	**47,554**	51,755
Other current financial assets (Notes 11, 29 and 30)	**16,153**	320
Prepayments and other current assets (Note 9)	**13,225**	14,736
Total Current Assets	**174,827**	163,385
Noncurrent Assets		
Property, plant and equipment (Notes 12 and 18)	**169,244**	193,357
Goodwill and intangible assets (Note 14)	**66,668**	67,620
Investment properties (Note 13)	**63,774**	23,415
Financial assets at fair value through other comprehensive income (FVOCI) (Notes 11, 29 and 30)	**29,355**	24,919
Investments in associates, joint ventures and joint operations (Note 10)	**36,253**	6,402
Contract assets - net of current portion (Note 7)	**13,347**	9,379
Other noncurrent financial assets (Notes 11, 29 and 30)	**2,537**	1,880
Deferred tax assets - net (Note 25)	**1,927**	2,107
Other noncurrent assets (Note 15)	**23,494**	34,474
Total Noncurrent Assets	**406,599**	363,553
TOTAL ASSETS	**₱581,426**	₱526,938
LIABILITIES AND EQUITY		
Current Liabilities		
Trade payables and other current liabilities (Notes 17, 27, 29, 30 and 32)	**₱52,970**	₱66,586
Current portion of long-term debt (Notes 18, 29 and 30)	**25,194**	22,795
Loans payable (Notes 16, 29 and 30)	**1,250**	3,889
Income tax payable	**459**	1,162
Total Current Liabilities	**79,873**	94,432
Noncurrent Liabilities		
Long-term debt - net of current portion (Notes 18, 29 and 30)	**150,144**	134,318
Retirement and other long-term employee benefits liabilities (Note 24)	**4,921**	5,109
Deferred tax liabilities - net (Note 25)	**11,768**	2,750
Asset retirement and preservation obligations (Note 19)	**2,616**	4,027
Other noncurrent liabilities (Notes 19, 29 and 30)	**16,721**	15,330
Total Noncurrent Liabilities	**186,170**	161,534
Total Liabilities *(Carried Forward)*	**266,043**	255,966

(Forward)

	December 31	
	2025	2024
Total Liabilities *(Brought Forward)*	**₱266,043**	₱255,966
Equity Attributable to Equity Holders of the Parent Company		
Common stock (Note 20a)	**6,096**	6,096
Capital in excess of par value (Note 20a)	**4,076**	4,076
Accumulated unrealized fair value gains on financial assets at FVOCI (Note 11)	**17,564**	12,981
Cumulative translation adjustments (Notes 20f and 30)	**6,884**	(2,576)
Equity reserve (Notes 5 and 20c)	**(8,459)**	(8,459)
Retained earnings (Note 20d):		
Unappropriated	**144,289**	130,832
Appropriated	**38,200**	32,700
Treasury stock (Note 20a)	**(13,303)**	(9,947)
Sub-total	**195,347**	165,703
Equity Attributable to Non-controlling Interests (Notes 5 and 20e)	**120,036**	105,269
Total Equity	**315,383**	270,972
TOTAL LIABILITIES AND EQUITY	**₱581,426**	₱526,938

See accompanying Notes to Consolidated Financial Statements.

FIRST PHILIPPINE HOLDINGS CORPORATION AND SUBSIDIARIES

CONSOLIDATED STATEMENTS OF INCOME

(Amounts in Millions, Except Per Share Data)

	Years Ended December 31		
	2025	2024 (As restated, Note 5)	2023 (As restated, Note 5)
REVENUES			
Sale of electricity (Notes 4, 5, 21 and 31)	**₱52,077**	₱49,147	₱47,971
Real estate (Note 21)	**15,277**	14,578	11,949
Contracts and services (Note 21)	**12,165**	10,005	10,490
Sale of merchandise (Note 21)	**5,200**	4,897	4,567
	84,719	78,627	74,977
COSTS AND EXPENSES			
Costs of sale of electricity (Notes 8 and 22)	**30,271**	26,019	23,018
Real estate (Notes 8 and 22)	**9,221**	9,722	9,478
Contracts and services (Note 22)	**7,368**	4,310	5,881
Cost of sale of merchandise (Notes 8 and 22)	**3,652**	3,349	3,040
General and administrative expenses (Note 22)	**18,299**	14,939	13,581
	68,811	58,339	54,998
OTHER INCOME (CHARGES)			
Finance costs (Note 23)	**(9,434)**	(7,943)	(6,273)
Finance income (Note 23)	**1,740**	2,009	3,855
Dividend income (Notes 10, 11 and 23)	**1,211**	1,029	1,061
Earnings from investments in associates and joint ventures (Note 10)	**1,005**	303	356
Foreign exchange gains (loss) - net	**54**	918	(101)
Other income - net (Note 23)	**12,471**	1,673	2,149
	7,047	(2,011)	1,047
INCOME BEFORE INCOME TAX	**22,955**	18,277	21,026
PROVISION FOR (BENEFIT FROM) INCOME TAX (Note 25)			
Current	**2,204**	3,027	3,220
Deferred	**735**	97	(370)
	2,939	3,124	2,850
NET INCOME FROM CONTINUING OPERATIONS	**₱20,016**	₱15,153	₱18,176
NET INCOME FROM DISCONTINUED OPERATIONS (Note 5)	**11,650**	9,592	10,880
	₱31,666	₱24,745	₱29,056
Attributable to			
Equity holders of the Parent Company	**₱19,805**	₱14,316	₱15,066
Non-controlling interests	**11,861**	10,429	13,990
	₱31,666	₱24,745	₱29,056

	Years Ended December 31		
	2025	2024 (As restated, Note 5)	2023 (As restated, Note 5)
Basic/Diluted Earnings per Share for Net Income Attributable to the Equity Holders of the Parent Company (Note 26)	**₱44.638**	₱30.894	₱32.215
Basic/Diluted Earnings per Share for Net Income from Continuing Operations Attributable to the Equity Holders of the Parent Company (Note 26)	**₱26.824**	₱16.851	₱16.433
Basic/Diluted Earnings per Share for Net Income from Discontinued Operations Attributable to the Equity Holders of the Parent Company (Note 26)	**₱17.814**	₱14.043	₱15.782

See accompanying Notes to Consolidated Financial Statements.

FIRST PHILIPPINE HOLDINGS CORPORATION AND SUBSIDIARIES

CONSOLIDATED STATEMENTS OF COMPREHENSIVE INCOME

(Amounts in Millions)

	Years Ended December 31		
	2025	2024	2023
NET INCOME	**₱31,666**	₱24,745	₱29,056
OTHER COMPREHENSIVE INCOME (LOSS)			
Other comprehensive gains (losses) to be reclassified to profit or loss in subsequent periods:			
Exchange gains (losses) on foreign currency translation	**13,550**	319	(445)
Net losses on cash flow hedges deferred in equity - net of tax (Note 30)	**(107)**	(10)	(76)
	13,443	309	(521)
Other comprehensive gains (losses) not to be reclassified to profit or loss in subsequent periods:			
Unrealized fair value gains on financial assets at FVOCI (Note 11)	**4,584**	2,927	5,441
Remeasurement gains (losses) of retirement and other post-employment benefits - net of tax (Note 24)	**156**	(49)	(2,759)
	4,740	2,878	2,682
TOTAL COMPREHENSIVE INCOME	**₱49,849**	₱27,932	₱31,217
Attributable to			
Equity holders of the Parent Company	**₱33,976**	₱18,554	₱17,584
Non-controlling interests	**15,873**	9,378	13,633
	₱49,849	₱27,932	₱31,217

See accompanying Notes to Consolidated Financial Statements.

FIRST PHILIPPINE HOLDINGS CORPORATION AND SUBSIDIARIES

CONSOLIDATED STATEMENTS OF CHANGES IN EQUITY

FOR THE YEARS ENDED DECEMBER 31, 2025, 2024 AND 2023

(Amounts in Millions)

	Equity Attributable to Equity Holders of the Parent Company										
	Common Stock (Note 20a)	**Capital in Excess of Par Value** (Note 20a)	**Treasury Stock** (Note 20a)	**Accumulated Unrealized Fair Value Gains on Financial Assets at FVOCI** (Note 11)	**Cumulative Translation Adjustments** (Notes 20f and 30)	**Equity Reserve** (Notes 5 and 20c)	**Unappropriated Retained Earnings** (Notes 20a and b)	**Appropriated Retained Earnings** (Note 20d)	**Subtotal**	**Equity Attributable to Non- controlling Interests** (Notes 5 and 20e)	**Total Equity**
Balances at January 1, 2025	**₱6,096**	**₱4,076**	**(₱9,947)**	**₱12,981**	**(₱2,576)**	**(₱8,459)**	**₱130,832**	**₱32,700**	**₱165,703**	**₱105,269**	**₱270,972**
Net income	–	–	–	–	–	–	**19,805**	–	**19,805**	**11,861**	**31,666**
Other comprehensive income	–	–	–	**4,583**	**9,460**	–	**128**	–	**14,171**	**4,012**	**18,183**
Total comprehensive income	–	–	–	**4,583**	**9,460**	–	**19,933**	–	**33,976**	**15,873**	**49,849**
Purchase of treasury stock	–	–	**(3,356)**	–	–	–	–	–	**(3,356)**	–	**(3,356)**
Derecognition of non-controlling interest due to sale of investment (Notes 19 and 20)	–	–	–	–	–	–	–	–	–	**(3,719)**	**(3,719)**
Reversal of retained earnings appropriation	–	–	–	–	–	–	**32,700**	**(32,700)**	–	–	–
Appropriation of retained earnings	–	–	–	–	–	–	**(38,200)**	**38,200**	–	–	–
Acquisition of a subsidiary (Note 20)	–	–	–	–	–	–	–	–	–	**7,351**	**7,351**
Cash dividends (Note 20)	–	–	–	–	–	–	**(976)**	–	**(976)**	**(4,738)**	**(5,714)**
Subtotal	–	–	**(3,356)**	–	–	–	**(6,476)**	**5,500**	**(4,332)**	**(1,106)**	**(5,438)**
Balances at December 31, 2025	**₱6,096**	**₱4,076**	**(₱13,303)**	**₱17,564**	**₱6,884**	**(₱8,459)**	**₱144,289**	**₱38,200**	**₱195,347**	**₱120,036**	**₱315,383**

	Equity Attributable to Equity Holders of the Parent Company										
	Common Stock (Note 20a)	Capital in Excess of Par Value (Note 20a)	Treasury Stock (Note 20a)	Accumulated Unrealized Fair Value Gains on Financial Assets at FVOCI (Note 11)	Cumulative Translation Adjustments (Notes 20f and 30)	Equity Reserve (Notes 5 and 20c)	Unappropriated Retained Earnings (Notes 20a and b)	Appropriated Retained Earnings (Note 20d)	Subtotal	Equity Attributable to Non- controlling Interests (Notes 5 and 20e)	Total Equity
Balances at January 1, 2024, as previously reported	₱6,096	₱4,076	(₱9,893)	₱10,075	(₱3,947)	(₱8,459)	₱118,121	₱32,700	₱148,769	₱96,125	₱244,894
Adoption of PFRS 15 - Significant Financing Component accounting*	–	–	–	–	–	–	(547)	–	(547)	(85)	(632)
Balances at January 1, 2024, as restated	6,096	4,076	(9,893)	10,075	(3,947)	(8,459)	117,574	32,700	148,222	96,040	244,262
Net income	–	–	–	–	–	–	14,316	–	14,316	10,429	24,745
Other comprehensive income (loss)	–	–	–	2,906	1,371	–	(39)	–	4,238	(1,051)	3,187
Total comprehensive income	–	–	–	2,906	1,371	–	14,277	–	18,554	9,378	27,932
Purchase of treasury stock	–	–	(54)	–	–	–	–	–	(54)	(453)	(507)
Deposit for future stock subscription (Notes 19 and 20)	–	–	–	–	–	–	–	–	–	3,719	3,719
Acquisition of a subsidiary (Note 20)	–	–	–	–	–	–	–	–	–	1,259	1,259
Cash dividends (Note 20)	–	–	–	–	–	–	(1,019)	–	(1,019)	(4,674)	(5,693)
Subtotal	–	–	(54)	–	–	–	(1,019)	–	(1,073)	(149)	(1,222)
Balances at December 31, 2024	₱6,096	₱4,076	(₱9,947)	₱12,981	(₱2,576)	(₱8,459)	₱130,832	₱32,700	₱165,703	₱105,269	₱270,972

**Effective January 1, 2024, the Group adopted significant financing component using the modified retrospective approach.*

FIRST PHILIPPINE HOLDINGS CORPORATION AND SUBSIDIARIES

CONSOLIDATED STATEMENTS OF CHANGES IN EQUITY

FOR THE YEARS ENDED DECEMBER 31, 2025, 2024 AND 2023

(Amounts in Millions)

	Equity Attributable to Equity Holders of the Parent Company										
	Common Stock (Note 20a)	Capital in Excess of Par Value (Note 20a)	Treasury Stock (Note 20a)	Accumulated Unrealized Fair Value Gains on Financial Assets at FVOCI (Note 11)	Cumulative Translation Adjustments (Notes 20f and 30)	Equity Reserve (Notes 5 and 20c)	Unappropriated Retained Earnings (Notes 20a and b)	Appropriated Retained Earnings (Note 20d)	Subtotal	Equity Attributable to Non- controlling Interests (Notes 5 and 20e)	Total Equity
Balances at January 1, 2023	₱6,096	₱4,076	(₱9,348)	₱4,659	(₱3,487)	(₱8,459)	₱110,519	₱28,700	₱132,756	₱84,714	₱217,470
Net income	–	–	–	–	–	–	15,066	–	15,066	13,990	29,056
Other comprehensive income (loss)	–	–	–	5,416	(460)	–	(2,438)	–	2,518	(357)	2,161
Total comprehensive income (loss)	–	–	–	5,416	(460)	–	12,628	–	17,584	13,633	31,217
Purchase of treasury stock	–	–	(545)	–	–	–	–	–	(545)	(585)	(1,130)
Incorporation of a subsidiary (Note 20)	–	–	–	–	–	–	–	–	–	2,729	2,729
Appropriation during the year (Note 20)	–	–	–	–	–	–	(4,000)	4,000	–	–	–
Cash dividends (Note 20)	–	–	–	–	–	–	(1,026)	–	(1,026)	(4,366)	(5,392)
Subtotal	–	–	(545)	–	–	–	(5,026)	4,000	(1,571)	(2,222)	(3,793)
Balances at December 31, 2023	₱6,096	₱4,076	(₱9,893)	₱10,075	(₱3,947)	(₱8,459)	₱118,121	₱32,700	₱148,769	₱96,125	₱244,894

FIRST PHILIPPINE HOLDINGS CORPORATION AND SUBSIDIARIES

CONSOLIDATED STATEMENTS OF CASH FLOWS

(Amounts in Millions)

	Years Ended December 31		
	2025	2024	2023
CASH FLOWS FROM OPERATING ACTIVITIES			
Income from continuing operations before income tax	**₱22,955**	₱18,277	₱21,026
Income from discontinued operations before income tax	**14,248**	12,979	13,718
Income before income tax	**37,203**	31,256	34,744
Adjustments for:			
Depreciation and amortization (Note 23)			
Continuing operations	**11,254**	9,686	8,872
Discontinued operations	**7,157**	8,315	5,609
Finance costs (Note 23)			
Continuing operations	**9,434**	7,943	6,273
Discontinued operations	**734**	1,448	1,834
Finance income (Note 23)			
Continuing operations	**(1,740)**	(2,009)	(3,855)
Discontinued operations	**(258)**	(345)	(263)
Retirement and other benefit expense (Note 24)	**831**	920	953
Dividend income (Notes 10, 11 and 23)	**(1,211)**	(1,029)	(1,061)
Unrealized foreign exchange losses (gains) - net			
Continuing operations	**481**	(1,037)	38
Discontinued operations	**–**	601	(65)
Contributions to the retirement fund (Note 24)	**(223)**	(896)	(3,553)
Provision for impairment (Notes 7, 8, 14 and 15)	**758**	967	141
Earnings from investments in associates and joint ventures (Note 10)	**(1,005)**	(303)	(356)
Loss (gain) on sale of property, plant and equipment			
Continuing operations (Note 23)	**(220)**	330	(51)
Discontinued operations (Note 5)	**(4)**	(1)	(1)
Gain on sale and disposal of investments (Notes 5 and 23)	**(9,394)**	–	–
Excess on fair value of net assets acquired over consideration paid (Notes 5 and 23)	**(675)**	–	–
Mark-to-market loss (gain) on derivatives and financial assets at FVPL (Notes 11 and 23)	**(63)**	(2)	46
Operating income before working capital changes	**53,059**	55,844	49,305
Decrease (increase) in:			
Trade and other receivables	**(8,386)**	(5,488)	10
Inventories	**(99)**	(8,910)	(7,977)
Contract assets	**(3,567)**	(1,132)	1,651
Other current and noncurrent assets	**694**	(867)	(3,183)
Increase (decrease) in trade payables and other liabilities	**(4,007)**	4,763	15,849
Net cash generated from operations	**37,694**	44,210	55,655
Income taxes paid	**(5,279)**	(6,554)	(6,398)
Interest received	**1,998**	2,354	4,118
Net cash flows from operating activities	**34,413**	40,010	53,375
CASH FLOWS FROM INVESTING ACTIVITIES			
Additions to:			
Property, plant and equipment (Notes 5 and 12)	**(24,453)**	(44,553)	(24,167)
Intangible assets (Notes 5 and 14)	**(41)**	(18,708)	(249)
Investment properties (Note 13)	**(3,578)**	(1,876)	(983)
Evaluation and exploration assets (Note 15)	**(1,667)**	(493)	(116)
Financial assets at FVPL (Note 11)	**(19,384)**	(53)	–

(Forward)

	Years Ended December 31		
	2025	2024	2023
Investments in associates and joint ventures (Note 10)	**(₱1,637)**	(₱19)	(₱48)
Decrease (increase) in:			
Short-term investments	**(2,684)**	3,657	(3,285)
Investment in equity and debt securities	**–**	(353)	285
Other noncurrent assets	**(761)**	(1,213)	(29,279)
Dividends received from:			
Financial assets at FVOCI (Notes 11 and 23)	**1,211**	1,029	1,061
Investments in associates and joint ventures (Note 10)	**383**	433	416
Return of investment in joint venture (Note 10)	**–**	236	214
Proceeds from sale of investment (Note 5)	**48,752**	**–**	**–**
Proceeds from redemption of financial assets at FVOCI (Note 11)	**4,786**	**7**	1,426
Payment for the acquisition of subsidiary, net of cash received (Note 5)	**(6,799)**	**–**	**–**
Net cash inflow from acquisition of a subsidiary accounted as asset acquisition (Note 12)	**9**	**–**	**–**
Payment of subscription payable from joint venture (Note 10)	**(1,476)**	**–**	**–**
Cash outflows from sale and disposal of subsidiaries (Note 5)	**(12,849)**	**–**	**–**
Proceeds from sale of property, plant and equipment (Note 12)	**384**	392	210
Net cash flows used in investing activities	**(19,804)**	(61,514)	(54,515)
CASH FLOWS FROM FINANCING ACTIVITIES (Note 29)			
Proceeds from availment of:			
Long-term debt - net of debt issuance costs (Note 18)	**76,866**	61,497	19,196
Loans payable (Note 16)	**6,518**	6,478	10,278
Payments of:			
Long-term debt (Note 18)	**(48,657)**	(31,077)	(24,675)
Interest	**(9,303)**	(7,816)	(6,096)
Loans payable (Note 16)	**(8,745)**	(11,255)	(3,374)
Lease liabilities including interest accretion (Note 19)	**(2,248)**	(2,618)	(712)
Cash dividends to non-controlling shareholders of subsidiaries (Notes 17 and 20e)	**(4,355)**	(4,179)	(3,812)
Cash dividends to common shareholders (Note 20a)	**(976)**	(1,019)	(1,029)
Purchase of treasury stocks by Parent Company (Note 20a)	**(3,356)**	(54)	(545)
Purchase of treasury stocks by subsidiaries (Note 20e)	**–**	(453)	(585)
Increase (decrease) in other noncurrent liabilities	**–**	(563)	21,007
Net cash flows from financing activities	**5,744**	8,941	9,653
NET INCREASE (DECREASE) IN CASH AND CASH EQUIVALENTS	**20,353**	(12,563)	8,513
EFFECT OF FOREIGN EXCHANGE RATE CHANGES ON CASH AND CASH EQUIVALENTS	**54**	41	599
CASH AND CASH EQUIVALENTS AT BEGINNING OF YEAR	**52,728**	65,250	56,138
CASH AND CASH EQUIVALENTS AT END OF YEAR (Note 6)	**₱73,135**	₱52,728	₱65,250

See accompanying Notes to Consolidated Financial Statements

ABBREVIATIONS/ACRONYMS USED IN THE NOTES TO CONSOLIDATED FINANCIAL STATEMENTS

AEI	Asian Eye Institute
APO	Asset Preservation Obligation
ASPA	Ancillary Services Procurement Agreement
Avion Plant	PMPC's 97 MW Avion Open Cycle Natural Gas-Fired Power Plant
BEDC	Bac-Man Energy Development Corporation
BGI	Bac-Man Geothermal Inc.
BMGPP	Bac-Man Geothermal Power Plant
BIR	Bureau of Internal Revenue
Bluespark	Bluespark Management Limited
BOC	Bureau of Customs
BOD	Board of Directors
BOI	Board of Investments
BVAL	Bloomberg Valuation reference rate
CA	Court of Appeals
CAS	Credit Adjustment Spread
CEPALCO	Cagayan Electric Power and Light Co., Inc.
CGU	Cash-Generating Units
COC	Certificate of Compliance
COE	Certificate of Endorsement
CPI	Consumer Price Index
CTA	Court of Tax Appeals
CUSA	Common Usage Service Area
DENR	Department of Environment and Natural Resources
DSRA	Debt Service Reserve Account
Dualcore	Dualcore Holdings, Inc.
EAD	Exposure at Default
EBWPC	EDC Burgos Wind Power Corporation
ECC	Environmental Compliance Certificate
ECL	Expected Credit Loss
EDC	Energy Development Corporation
EDC HKL	EDC Hong Kong Limited
EHIL	EDC Holdings International Limited
EIR	Effective Interest Rate
EPBWPC	EDC Pagali Burgos Wind Power Corporation
EPC	Engineering, Procurement and Construction
EPIRA	Electric Power Industry Reform Act
EPS	Earnings per Share
ERC	Energy Regulatory Commission
FAN	Final Assessment Notice
FCRS	Fluid Collection and Recycling System
FG Bukidnon	FG Bukidnon Power Corp.
FG Hydro	First Gen Hydro Power Corporation
FGEN Northern Power	FGen Northern Power Corp.
FGen SG	First Gen Singapore PTE Ltd.
FGES	First Gen Energy Solutions Inc.
FGHC	First Gas Holdings Corporation
FGHC International	FGHC International Limited
FGP	FGP Corp.
FGPC	First Gas Power Corporation
First Balfour	First Balfour, Inc.
First Gen	First Gen Corporation
First Philec	First Philippine Electric Corporation
First PV	First PV Ventures Corporation
FIT	Feed-in Tariff
FITI	First Industrial Township Inc.
FITUI	First Industrial Township Utilities Inc.
FITWI	First Industrial Township Water Inc.
FLVI	FPH Land Ventures, Inc.
FNOC	Final Notice of Cancellation
FNPC	First NatGas Power Corp.
FPH	First Philippine Holdings Corporation
FPH Fund	FPH Fund Corporation
FPIC	First Philippine Industrial Corporation
FPH Ventures	FPH Ventures Corporation
FPIEC	FP Island Energy Corporation
FPIP	First Philippine Industrial Park, Inc.
FPNC	First Philec Nexolon Corporation
FPPC	First Philippine Properties Corporation
FPPSI	First Philippine Power Systems, Inc.
FPRC	First Philippine Realty Corporation
FPSC	First Philec Solar Corporation
FPUC	First Philippine Utilities Corporation
FRCN	Floating Rate Corporate Notes
FRLC	Fresh River Lakes Corp.
FSRI	First Sumiden Realty, Inc.
FSRU	Floating Storage and Regasification Unit
FUI	FPIP Utilities Inc.
FVPL/ FVTPL	Fair Value Through Profit or Loss
FVOCI	Fair Value Through Other Comprehensive Income
FWVB	FWV Biofields Corp.
FXCN	Fixed Rate Corporate Note
GCGI	Green Core Geothermal Inc.
GSC	Geothermal Service Contracts
Goldsilk	Goldsilk Holdings Corporation
GRESC	Geothermal Renewable Energy Service Contracts
GSPA	Gas Sale and Purchase Agreements
GWH	Gigawatt hours
HFCE	Household Final Consumption Expenditure
Hot Rock Entities	Hot Rock Peru BVI and Hot Rock Chile BVI
HSC	HydroPower Service Contract
IAS	International Accounting Standards
IBSI	InfoPro Business Solutions, Inc.
ICC	International Chamber of Commerce
ICR	Installment Contracts Receivable
IEMOP	Independent Electricity Market Operator of the Philippines, Inc.
IFC	International Finance Corporation
IMA	Investment Management Agreement
ITH	Income Tax Holiday
LBAA	Local Board of Assessment Appeals
LGD	Loss Given Default
LD	Liquidated Damages
LIBOR	London Interbank Offered Rate
Lopez Holdings	Lopez Holdings Corporation
MCIT	Minimum Corporate Income Tax
Meralco	Manila Electric Company
MEEM	Multiple Excess Earnings Method
MOA	Memorandum of Agreement
NDC	Net Dependable Capacity
NDCCS	Non-deliverable cross-currency swap
Nexolon	Nexolon Co. Ltd
NGCP	National Grid Corporation of the Philippines
NIA	National Irrigation Administration
NOLCO	Net Operating Loss Carryover
Northern Terracotta	Northern Terracotta Power Corporation
NPC	National Power Corporation
NRV	Net Realizable Value
O&M	Operations and Maintenance
OCI	Other Comprehensive Income
Onecore	Onecore Holdings, Inc.
PAHEP/MAHEP	Pantabangan Hydroelectric Power Plant/ Masiway Hydroelectric Power Plant
PAS	Philippine Accounting Standards
PD	Probability of Default
PDEx	Philippine Dealing & Exchange Corp
PDST	Philippine Dealing System Treasury
PEMC	Philippine Electricity Market Corporation
PECO	Panay Electric Company
PEZA	Philippine Economic Zone Authority
PIC	Philippine Interpretations Committee
PIC Q&A	Philippine Interpretations Committee Questions and Answers

PFRS	Philippine Financial Reporting Standards
PMPC/Prime Meridian	Prime Meridian Powergen Corporation
POC	Percentage of Completion
PPA	Power Purchase Agreement
PREHC	Philippines Renewable Energy Holdings Corporation
PEMBV	Philippine Energy Markets B.V.
Prime Terracota	Prime Terracota Holdings Corporation
PSA	Power Supply Agreement
PSALM	Power Sector Assets and Liabilities Management
PSE	Philippine Stock Exchange, Inc.
QRC	Quialex Realty Corp.
RBC	Rockwell Business Center
RCDC	Rockwell Carmelray Development Corporation
RE Law	Renewable Energy Law
Red Vulcan	Red Vulcan Holdings Corporation
REPA	Renewable Energy Payment Agreement
RNDC	Rockwell Nepo Development Corporation
RNI	Recurring Net Income
Rockwell Land	Rockwell Land Corporation
Rockwell Primaries	Rockwell Primaries Development Corporation
RPT	Real Property Tax
RSC	Retail Service Contract
San Gabriel	420 MW San Gabriel Power Plant
SBLC	Stand-By Letters of Credit
SEC	Securities and Exchange Commission
SEI	Siemens Energy, Inc.
SESC	Solar Energy Service Contract
SGX-ST	Singapore Exchange Securities Trading Limited
SIA	Substation Interconnection Agreement
SOFR	Secured Overnight Financing Rate
SPPI	Solely Payments of Principal and Interest
SSA	Steam Sales Agreement
TCC	Tax Credit Certificates
TEPO	Temporary Environmental Protection Order
TLMA	Transmission Line Maintenance Agreement
TOPQ	Take-Or-Pay Quantity
TRA	Trust and Retention Agreement
TransCo	National Transmission Corporation
VAT	Value Added Tax
WESC	Wind Energy Service Contract
WESM	Wholesale Electricity Spot Market

FIRST PHILIPPINE HOLDINGS CORPORATION AND SUBSIDIARIES
NOTES TO CONSOLIDATED FINANCIAL STATEMENTS

1. Corporate Information

First Philippine Holdings Corporation (FPH or the Parent Company) was incorporated in the Philippines and registered with the Philippine Securities and Exchange Commission (SEC) on June 30, 1961. FPH and its subsidiaries (collectively referred to as the Group) are engaged primarily in, but not limited to, power generation, real estate development, energy solutions, construction and other service industries.

FPH is 60.67% and 55.66%-owned by Lopez Holdings Corporation (Lopez Holdings), a publicly-listed Philippine-based entity, as at December 31, 2025 and 2024, respectively. The ultimate parent company of FPH is Lopez, Inc., a Philippine entity.

The registered office address of FPH is 6th Floor, Rockwell Business Center Tower 3, Ortigas Avenue, Pasig City.

The consolidated financial statements as at December 31, 2025 and 2024 and for each of the three years in the period ended December 31, 2025 were reviewed and recommended for approval by the Audit Committee on March 19, 2026. The Board of Directors (BOD) approved and authorized the issuance of the consolidated financial statements on March 26, 2026.

2. Summary of Material Accounting Policies

Basis of Preparation

The consolidated financial statements of the Group are prepared in accordance with Philippine Financial Reporting Standards (PFRS) Accounting Standards.

The consolidated financial statements are prepared on a historical cost basis, except for certain financial assets and liabilities that are measured at fair value. The consolidated financial statements are presented in Philippine peso, the Parent Company's functional currency. All values are rounded to the nearest million peso, except when otherwise indicated.

Material Accounting and Financial Reporting Policies

The accounting policies adopted are consistent with those of the previous financial year, except for the adoption of Amendments to Philippine Accounting Standard (PAS) 21, *Lack of exchangeability*, which specify how an entity should assess whether a currency is exchangeable and how it should determine a spot exchange rate when exchangeability is lacking. The adoption of these amendments did not have an impact on the Group's consolidated financial statements.

Basis of Consolidation

The consolidated financial statements include the financial statements of FPH and its subsidiaries as at December 31 each year and for the years then ended. The Group controls an investee if and only if the Group has:

- Power over an investee (i.e. existing rights that give it the current ability to direct the relevant activities of the investee);
- Exposure, or rights, to variable returns from its involvement with the investee; and
- The ability to use its power over the investee to affect its returns.

When the Group has less than a majority of the voting or similar rights of an investee, the Group considers:

- The contractual arrangements with the other vote holders of the investee;
- Rights arising from other contractual arrangements; and
- The Group's voting rights and potential voting rights.

The Group reassesses whether or not it controls an investee if facts and circumstances indicate that there are changes to one or more of the three elements of control. Consolidation of a subsidiary begins when the Group obtains control over the subsidiary and ceases when the Group loses control over the subsidiary. Assets, liabilities, income and expenses of a subsidiary acquired or disposed of during the year are included in the consolidated financial statements from the date the Group gains control until the date when the Group ceases to control the subsidiary.

Profit or loss and each component of other comprehensive income (OCI) are attributed to the equity holders of the Parent Company and to the non-controlling interests even if this results in the non-controlling interests having a deficit balance. When necessary, adjustments are made to the financial statements of subsidiaries to bring their accounting policies in line with the Group's accounting policies. All intra-group assets, liabilities, income, expenses and cash flows relating to transactions between members of the Group are eliminated in full on consolidation.

A change in the ownership interest of a subsidiary, without a loss of control, is accounted for as an equity transaction. Any excess or deficit of consideration paid over the carrying amount of the non- controlling interest is recognized as part of "Equity reserve" account in the equity attributable to the equity holders of the Parent Company.

If the Group loses control over a subsidiary, it derecognizes the related assets (including goodwill), liabilities, non-controlling interest and other components of equity while any resulting gain or loss is recognized in the consolidated statement of income. Any investment retained is recognized at fair value.

The financial statements of the subsidiaries are prepared for the same reporting period as the Parent Company. Consolidated financial statements are prepared using uniform accounting policies for like transactions and other events in similar circumstances. All intercompany balances and transactions, including intercompany profit and losses are eliminated.

Non-controlling Interests

Non-controlling interests represent the portion of total comprehensive income or loss and net assets not held by the Group. Non-controlling interests are presented separately in the consolidated statement of income, consolidated statement of comprehensive income and within equity in the consolidated statement of financial position and consolidated statement of changes in equity, separate from equity attributable to equity holders of the Parent Company.

The acquisition of an additional ownership interest in a subsidiary without a change of control is accounted for as an equity transaction in accordance with PAS 27. In transactions where the non-controlling interest is acquired or sold without loss of control, any excess or deficit of consideration paid over the carrying amount of the non-controlling interest is recognized as part of "Equity reserve" account in the equity attributable to the equity holders of the Parent Company.

Business Combination and Goodwill

Business combinations are accounted for using the acquisition method. The cost of an acquisition is measured as the aggregate of the consideration transferred, measured at acquisition date fair value and the amount of any non-controlling interest in the acquiree. For each business combination, the Group elects whether to measure the non-controlling interest in the acquiree either at fair value or at the proportionate share of the fair value of the acquiree's identifiable net assets. Transaction costs are expensed as incurred and included in general and administrative expenses.

The Group determines that it has acquired a business when the acquired set of activities and assets include an input and a substantive process that together significantly contribute to the ability to create outputs. The acquired process is considered substantive if it is critical to the ability to continue producing outputs, and the inputs acquired include an organized workforce with the necessary skills, knowledge or experience to perform that process or it significantly contributes to the ability to continue producing outputs and is considered unique or scarce or cannot be replaced without significant cost, effort, or delay in the ability to continue producing outputs.

When the Group acquires a business, it assesses the financial assets and financial liabilities assumed for appropriate classification and designation in accordance with the contractual terms, economic circumstances and pertinent conditions as at the acquisition date. This includes the separation of embedded derivatives in host contracts by the acquiree, if any.

If the business combination is achieved in stages, any previously held equity interest is re-measured at its acquisition date at fair value and any resulting gain or loss is recognized in the consolidated statement of income.

Any contingent consideration to be transferred by the acquirer will be recognized at fair value at the acquisition date. Contingent consideration classified as equity is not remeasured and its subsequent settlement is accounted for within equity. Contingent consideration classified as an asset or liability that is a financial instrument and within the scope of PFRS 9, *Financial Instruments*, is measured at fair value with changes in fair value recognized in the consolidated statement of income in accordance with PFRS 9. Other contingent consideration that is not within the scope of PFRS 9 is measured at fair value at each financial reporting date with changes in fair value recognized in the consolidated statement of income.

Goodwill is initially measured at cost (being the excess of the aggregate of the consideration transferred, the amount recognized for non-controlling interest and any previous interest held over the net identifiable assets acquired and liabilities assumed). If the fair value of the net assets acquired is in excess of the aggregate consideration transferred, the Group re-assesses whether it has correctly identified all of the assets acquired and all of the liabilities assumed and reviews the procedures used to measure the amounts recognized at the acquisition date. If the re-assessment still results in an excess of the fair value of net assets acquired over the aggregate consideration transferred, then the gain is recognized in the consolidated statement of income.

After initial recognition, goodwill is measured at cost less any accumulated impairment losses. For the purpose of impairment testing, goodwill acquired in a business combination is, from the acquisition date, allocated to each of the Group's cash generating unit (CGU) or group of CGUs that are expected to benefit from the combination, irrespective of whether other assets or liabilities of the acquiree are assigned to those units.

Where goodwill has been allocated to a CGU and part of the operation within that unit is disposed of, the goodwill associated with the disposed operation is included in the carrying amount of the operation when determining the gain or loss on disposal of the operation. Goodwill disposed of in this circumstance is measured based on the relative values of the disposed operation and the portion of the CGU retained.

Investments in Associates and Joint Ventures

These consist of investments in a joint arrangement, classified as a joint venture, and associates that are accounted for at equity method.

A joint venture is a type of joint arrangement whereby the parties that have joint control of the arrangement have rights to the net assets of the joint venture. Joint control is the contractually agreed sharing of control of an arrangement, which exists only when decisions about the relevant activities require unanimous consent of the parties sharing control.

An associate is an entity in which the Group has significant influence, generally 20% to 50%. Significant influence is the power to participate in the financial and operating policy decisions of the investee but is not in control or in joint control over those policies.

The considerations made in determining significant influence or joint control are similar to those necessary to determine control over subsidiaries. The Group's investments in associates and joint ventures are accounted for using the equity method.

Under the equity method, the investment is initially recognized at cost. The carrying amount of the investment is adjusted to recognize changes in the Group's share in net assets of the joint venture or associate since the acquisition date. Goodwill relating to the joint venture or associate is included in the carrying amount of the investment and is not tested for impairment separately. Dividends received from associates whose carrying values have been reduced to zero are recognized as income in the consolidated statement of income.

The consolidated statement of income reflects the Group's share in the results of operations of the joint venture or associate. Any change in OCI of those investees is presented as part of the Group's OCI. In addition, when there has been a change recognized directly in the equity of the joint venture or associate, the Group recognizes its share of any changes, when applicable, in the consolidated statement of changes in equity. Unrealized gains and losses resulting from transactions between the Group and the joint venture or associate are eliminated to the extent of the Group's interest in the joint venture or associate.

The financial statements of the joint venture or associates are prepared for the same reporting period as the Group. When necessary, adjustments are made to bring the accounting policies in line with those of the Group.

After application of the equity method, the Group determines whether it is necessary to recognize an impairment loss on its investment in the joint venture or associate. At each financial reporting date, the Group determines whether there is objective evidence that the investment in the joint venture or associate is impaired. If there is such evidence, the Group calculates the amount of impairment as the difference between the recoverable amount of the joint venture or associate and its carrying value, then recognizes the loss within share in earnings from investments in associates and joint ventures in the consolidated statement of income.

Upon loss of joint control over the joint venture or significant influence over the associate, the Group measures and recognizes any retained investment at its fair value. Any difference between the carrying amount of the joint venture or associate upon loss of significant influence or joint control and the fair value of the retained investment and proceeds from disposal is recognized in the consolidated statement of income.

Investment in Joint Operations

Joint operation is a joint arrangement whereby the parties that have joint control of the arrangement have rights to the assets, and obligations for the liabilities, relating to the arrangement.

In relation to its interest in a joint operation, the Group recognizes its:

- Assets, including its share of any assets held jointly
- Liabilities, including its share of any liabilities held jointly
- Revenue from the sale of its share of the output arising from the joint operation
- Share of the revenue from the sale of the output by the joint operation
- Expenses, including its share of any expenses incurred jointly

Determination of Fair Value

The Group measures financial instruments, such as, derivatives at each balance sheet date. Also, the Group discloses the fair values of financial instruments measured at amortized cost and investment properties measured at cost.

Fair value is the estimated price that would be received to sell an asset or paid to transfer a liability in an orderly transaction between market participants at the measurement date. The fair value measurement is based on the presumption that the transaction to sell the asset or transfer the liability takes place either:

- In the principal market for the asset or liability, or
- In the absence of a principal market, in the most advantageous market for the asset or liability.

The principal market or the most advantageous market must be accessible to the Group.

The fair value of an asset or a liability is measured using the assumptions that market participants would use when pricing the asset or liability, assuming that market participants act in their economic best interest.

A fair value measurement of a non-financial asset takes into account a market participant's ability to generate economic benefits by using the asset in its highest and best use or by selling it to another market participant that would use the asset in its highest and best use.

The Group uses valuation techniques that are appropriate in the circumstances and for which sufficient data are available to measure fair value, maximizing the use of relevant observable inputs and minimizing the use of unobservable inputs.

All assets and liabilities for which fair value is measured or disclosed in the consolidated financial statements are categorized within the fair value hierarchy, described as follows, based on the lowest level input that is significant to the fair value measurement as a whole:

- Level 1 - Quoted (unadjusted) prices in active markets for identical assets or liabilities;
- Level 2 - Valuation techniques for which the lowest level input that is significant to the fair value measurement is directly or indirectly observable; and
- Level 3 - Valuation techniques for which the lowest level input that is significant to the fair value measurement is unobservable.

For assets and liabilities that are recognized in the consolidated financial statements on a recurring basis, the Group determines whether transfers have occurred between levels in the hierarchy by re-assessing categorization (based on the lowest level input that is significant to the fair value measurement as a whole) at the end of each reporting period.

For the purpose of fair value disclosures, the Group has determined classes of assets and liabilities on the basis of the nature, characteristics and risks of the asset or liability and the level of the fair value hierarchy as explained above.

Current versus Noncurrent Classification

The Group presents assets and liabilities in the consolidated statement of financial position based on current/noncurrent classification.

An asset is current when:

- It is expected to be realized or intended to be sold or consumed in the normal operating cycle;
- It is held primarily for the purpose of trading;
- It is expected to be realized within 12 months after the financial reporting date; or
- It is cash or cash equivalent unless restricted from being exchanged or used to settle a liability for at least 12 months after the financial reporting date.

All other assets are classified as noncurrent.

A liability is current when:

- It is expected to be settled in the normal operating cycle;
- It is held primarily for the purpose of trading;
- It is due to be settled within 12 months after the financial reporting date; or
- There is no unconditional right to defer the settlement of the liability for at least 12 months after the financial reporting date.

All other liabilities are classified as noncurrent.

Deferred tax assets and liabilities, and net retirement assets and liabilities are classified as noncurrent assets and liabilities, respectively.

Cash and Cash Equivalents

Cash includes cash on hand and in banks. Cash equivalents are short-term, highly liquid investments that are readily convertible to cash with original maturities of three months or less from date of placement and that are subject to an insignificant risk of changes in value.

Short-term Investments

Short-term investments are short-term, highly liquid investments that are convertible to known amounts of cash with original remaining maturities of more than three months but less than one year from dates of acquisition.

Financial Instruments

A financial instrument is any contract that gives rise to a financial asset of one entity and a financial liability or equity instrument of another entity.

The Group has the following financial assets and liabilities:

a. Financial Assets

Initial recognition

Financial assets are classified, at initial recognition, as subsequently measured at amortized cost, financial assets at fair value through OCI (FVOCI), and financial assets at fair value through profit or loss (FVPL).

The classification of financial assets at initial recognition depends on the financial asset's contractual cash flow characteristics and the business model of the Group for managing them. With the exception of trade receivables that do not contain a significant financing component, the Group initially measures a financial asset at its fair value plus, in the case of a financial asset not at FVPL, transaction costs. Trade receivables that do not contain a significant financing component are measured at the transaction price determined under PFRS 15, *Revenue from Contracts with Customers*, (refer to the Revenue recognition policy). In order for a financial asset to be classified and measured at amortized cost or FVOCI, it needs to give rise to cash flows that are "solely payments of principal and interest (SPPI)" on the principal amount outstanding. This assessment is referred to as the SPPI test and is performed at an instrument level.

The business model of the Group for managing financial assets refers to how it manages its financial assets in order to generate cash flows. The business model determines whether cash flows will result from collecting contractual cash flows, selling the financial assets, or both. Financial assets classified and measured at amortized cost are held within a business model with the objective to hold financial assets in order to collect contractual cash flows while financial assets classified and measured at FVOCI are held within a business model with the objective of both holding to collect contractual cash flows and selling.

Purchases or sales of financial assets that require delivery of assets within a time frame established by regulation or convention in the market place (regular way trades) are recognized on the trade date, i.e., the date that the Group commits to purchase or sell the asset.

Subsequent Measurement

For purposes of subsequent measurement, financial assets are classified in three (3) categories:

- *Financial Assets at Amortized Cost.* This category is the most relevant to the Group. Financial assets at amortized cost are subsequently measured using effective interest rate (EIR) method and are subject to impairment. Gains and losses are recognized in the consolidated statement of income when the asset is derecognized, modified or impaired.

  As at December 31, 2025 and 2024, this category includes the Group's cash and cash equivalents, short-term investments, trade and other receivables, and other deposits, funds and receivables which are recorded under "Other current and other noncurrent financial assets" in the consolidated statement of financial position.

- *Financial Assets designated at FVOCI (equity instruments)*. The Group can elect to classify irrevocably its equity investments as equity instruments designated at FVOCI when they meet the definition of equity under PAS 32, *Financial Instruments: Presentation* and are not held for trading. The classification is determined on an instrument-by-instrument basis.

  Gains and losses on these financial assets are never recycled to the consolidated statement of income. Dividends are recognized as other income in the consolidated statement of income when the right of payment has been established, except when the Group benefits from such proceeds as a recovery of part of the cost of the financial asset, in which case, such gains are recorded in OCI. Equity instruments designated at FVOCI are not subject to impairment assessment.

As at December 31, 2025 and 2024, this category includes the Group's quoted and unquoted equity securities, quoted government debt securities and proprietary membership shares.

- *Financial Assets at FVPL*. Financial assets at FVPL include financial assets held for trading, financial assets designated upon initial recognition at FVPL, or financial assets mandatorily required to be measured at fair value. Financial assets are classified as held for trading if they are acquired for the purpose of selling or repurchasing in the near term. Derivatives, including separated embedded derivatives, are accounted for as financial assets at FVPL unless they are designated as effective hedging instruments. Financial assets with cash flows that are not SPPI are classified and measured at FVPL, irrespective of the business model. Notwithstanding the criteria for debt instruments to be classified at amortized cost or at FVOCI, as described above, debt instruments may be designated at FVPL on initial recognition if doing so eliminates, or significantly reduces, an accounting mismatch.

  Financial assets at FVPL are carried in the consolidated statement of financial position at fair value with net changes in fair value recognized in the consolidated statement of income. Gains or losses on investments held for trading are recognized in the consolidated statement of income as "Mark-to-market gain on derivatives" under "Finance income" account and as "Mark-to-market loss on derivatives" under "Finance costs" account.

  This category includes derivative instruments and listed equity instruments which the Group had not irrevocably elected to classify at FVOCI. Dividends on listed equity instruments are also recognized as other income in the consolidated statement of income when the right of payment has been established.

Derecognition. A financial asset (or, where applicable, a part of a financial asset or part of a group of similar financial assets) is derecognized when:

- the right to receive cash flows from the asset has expired; or
- the Group has transferred its right to receive cash flows from the asset or has assumed an obligation to pay the received cash flows in full without material delay to a third party under a "pass-through" arrangement; and either the Group (a) has transferred substantially all the risks and rewards of the asset, or (b) the Group has neither transferred nor retained substantially all the risks and rewards of the asset but has transferred control of the asset.

When the Group has transferred its rights to receive cash flows from an asset or has entered into a pass-through arrangement and it has neither transferred nor retained substantially all the risks and rewards of the asset nor transferred control of the asset, the asset is recognized to the extent of the Group's continuing involvement in the asset. In that case, the Group also recognizes an associated liability. The transferred asset and the associated liability are measured on a basis that reflects the rights and obligations that the Group has retained. Continuing involvement that takes the form of a guarantee over the transferred assets is measured at the lower of the original carrying amount of the asset and the maximum amount of consideration that the Group could be required to repay.

Impairment of Financial Assets. The Group recognizes an allowance for expected credit losses (ECLs) for all financial assets except debt instruments held at FVPL. ECLs are based on the difference between the contractual cash flows due in accordance with the contract and all the cash flows that the Group expects to receive, discounted at an approximation of the original EIR. The expected cash flows will include cash flows from the sale of collateral held or other credit enhancements that are integral to the contractual terms.

ECLs are recognized in two stages. For credit exposures for which there has not been a significant increase in credit risk since initial recognition, ECLs are provided for credit losses that result from default events that are possible within the next 12 months (a 12-month ECL). For those credit exposures for which there has been a significant increase in credit risk since initial recognition, a loss allowance is required for credit losses expected over the remaining life of the exposure, irrespective of the timing of the default (a lifetime ECL).

For receivables that do not contain a significant financing component, the Group applies a simplified approach in calculating ECLs. Therefore, the Group does not track changes in credit risk, but instead recognizes a loss allowance based on lifetime ECLs at each reporting date. The Group has established a

provision matrix that is based on its historical credit loss experience, adjusted for forward-looking factors specific to the debtors and the economic environment.

For debt instruments at FVOCI, the Group applies the low credit risk simplification. At every reporting date, the Group evaluates whether the debt instrument is considered to have low credit risk using all reasonable and supportable information that is available without undue cost or effort. In making that evaluation, the Group reassesses the internal credit rating of the debt instrument.

For financial assets at amortized costs being individually assessed for ECLs, the Group applied lifetime ECL calculation. This involves determination of probability of default and loss-given default based on available data, adjusted for forward-looking factors specific to the debtors and the economic environment.

The Group's debt instruments at FVOCI comprise solely of quoted bonds that are graded in the top investment category (Very Good and Good) by credit rating agencies such as Moody's Corporation (Moody's) and/or Standard & Poor's Financial Services LLC (S&P), and therefore are considered to be low credit risk investments. It is the Group's policy to measure ECLs on such instruments on a 12-month basis. However, when there has been a significant increase in credit risk since origination, the allowance will be based on the lifetime ECL. The Group uses the ratings from Moody's and/or S&P both to determine whether the debt instrument has significantly increased in credit risk and to estimate ECLs.

The Group considers a financial asset to be in default when a counterparty fails to pay its contractual obligations, or there is a breach of other contractual terms, such as covenants.

In certain cases, the Group may also consider a financial asset to be in default when internal or external information indicates that the Group is unlikely to receive the outstanding contractual amounts in full before taking into account any credit enhancements held by the Group. A financial asset is written off when there is no reasonable expectation of recovering the contractual cash flows.

Determining the Stage for Impairment. At each reporting date, the Group assesses whether there has been a significant increase in credit risk for financial assets since initial recognition by comparing the risk of a default occurring over the expected life between the reporting date and the date of initial recognition. The Group considers reasonable and supportable information that is relevant and available without undue cost or effort for this purpose. This includes quantitative and qualitative information and forward-looking analysis. An exposure will migrate through the ECL stages as asset quality deteriorates. If, in a subsequent period, asset quality improves and also reverses any previously assessed significant increase in credit risk since origination, then the loss allowance measurement reverts from lifetime ECL to 12-month ECL.

Staging Assessment. PFRS 9 establishes a three-stage approach for impairment of financial assets, based on whether there has been a significant increase in credit risk of a financial asset. Three stages then determine the amount of impairment to be recognized.

- Stage 1 is comprised of all non-impaired financial instruments which have not experienced a significant increase in credit risk since initial recognition. Entities are required to recognize 12-month ECL for stage 1 financial instruments. In assessing whether credit risk has increased significantly, entities are required to compare the risk of default occurring on the financial instrument as at the reporting date, with the risk of default occurring on the financial instrument at the date of initial recognition.

- Stage 2 is comprised of all non-financial instruments which have experienced a significant increase in credit risk since initial recognition. Entities are required to recognize lifetime ECL for stage 2 financial instruments. In subsequent reporting periods, if the credit risk of the financial instrument improves such that there is no longer a significant increase in credit risk since initial recognition, then entities shall revert to recognizing 12-month ECL.

- Financial instruments are classified as stage 3 when there is objective evidence of impairment as a result of one or more loss events that have occurred after initial recognition with negative impact on the estimated future cash flows of a financial instrument or portfolio of financial instruments. The ECL model requires that lifetime ECL be recognized for impaired financial instruments, which is similar to the requirements under PAS 39 for impaired financial instruments.

General Approach. Under the general approach, at each reporting date, the Group recognizes a loss allowance based on either 12-month ECLs or Lifetime ECLs, depending on whether there has been a significant increase in credit risk on the financial instrument since initial recognition. The changes in the loss allowance balance are recognized in profit or loss as an impairment gain or loss. The Group has leveraged on available market data for cash and cash equivalents to calculate the ECL.

Simplified Approach. For receivables, the Group applies a simplified approach in calculating ECLs. Therefore, the Group does not track changes in credit risk, but instead recognizes a loss allowance based on lifetime ECLs at each reporting date. The Group has established a provision matrix that is based on its historical credit loss experience, adjusted for forward-looking factors specific to debtors and the economic environment.

The Group considers a financial asset in default when contractual payments are over 90 days past due. However, in certain cases, the Group may also consider a financial asset to be in default when internal or external information indicates that the Group is unlikely to receive the outstanding contractual cash flows in full before taking into account any credit enhancements held by the Group. A financial asset is written off when there is no reasonable expectation of recovering the contractual cash flows.

b. Financial Liabilities

Initial Recognition and Measurement. Financial liabilities are classified, at initial recognition, as financial liabilities at FVPL, loans and borrowings, payables, or as derivatives designated as hedging instruments in an effective hedge, as appropriate.

All financial liabilities are recognized initially at fair value and, in the case of loans and borrowings and payables, net of directly attributable transaction costs.

The Group's financial liabilities include trade payables and other current liabilities, loans payable, long-term debt, and derivative liabilities included under "Other noncurrent liabilities".

Subsequent Measurement. The measurement of financial liabilities depends on their classification as described below.

- *Financial Liabilities at FVPL.* Financial liabilities at FVPL include financial liabilities held for trading and financial liabilities designated upon initial recognition at FVPL.

  Financial liabilities are classified as held for trading if they are incurred for the purpose of repurchasing in the near term. This category also includes derivative financial instruments entered into by the Group that are not designated as hedging instruments in hedge relationships as defined by PFRS 9. Separated embedded derivatives are also classified as held for trading unless they are designated as effective hedging instruments.

  Financial liabilities designated upon initial recognition at FVPL are designated at the initial date of recognition, and only if the criteria in PFRS 9 are satisfied.

  The Group's financial liabilities designated at FVPL are the foreign currency forwards which are recorded as "Derivative liabilities" in the consolidated statement of financial position as at December 31, 2025.

- *Loans and Borrowings.* This is the category most relevant to the Group. After initial recognition, interest-bearing loans and borrowings are subsequently measured at amortized cost using EIR method. Gains and losses are recognized in the consolidated statement of income when the liabilities are derecognized as well through the amortization process.

  Debt issuance costs incurred in connection with availments of long-term debt and loans payable are deferred and amortized using the EIR method over the term of the long-term debt and loans payable. The amortization is recognized under the "Finance costs" account in the consolidated statement of

income. Debt issuance costs are included in the measurement of the related long- term debts and are allocated accordingly to the respective current and noncurrent portions.

The Group's loans and borrowings include trade payables and other current liabilities, loans payable and long-term debt as at December 31, 2025 and 2024.

Derecognition. A financial liability is derecognized when the obligation under the liability is discharged or cancelled or has expired. When an existing financial liability is replaced by another from the same lender on substantially different terms, or the terms of an existing liability are substantially modified, such an exchange or modification is treated as the derecognition of the original liability and the recognition of a new liability. The difference in the respective carrying amounts is recognized in the consolidated statement of income.

c. Offsetting Financial Instruments

Financial assets and liabilities are offset, and the net amount reported in the consolidated statement of financial position if, and only if, there is a currently enforceable legal right to offset the recognized amounts and there is an intention to settle on a net basis, or to realize the asset and settle the liability simultaneously. The Group assesses that it has a currently enforceable right of offset if the right is not contingent on a future event and is legally enforceable in the normal course of business, event of default, and event of insolvency or bankruptcy of the Group and all of the counterparties.

d. Derivative Financial Instruments and Hedge Accounting

The Group enters into derivative and hedging transactions, primarily interest rate swaps, cross currency swap and foreign currency forwards, as needed, for the sole purpose of managing the risks that are associated with the Group's borrowing activities or as required by the lenders in certain cases.

Derivative financial instruments (including bifurcated embedded derivatives) are initially recognized at fair value on the date on when the derivative contract is entered into and are subsequently re- measured at fair value. Derivatives are carried as assets when the fair value is positive and as liabilities when the fair value is negative. Any gain or loss arising from changes in fair value of derivatives that do not qualify for hedge accounting is taken directly to the consolidated statement of income for the current year as "Mark-to-market gain on derivatives" under "Finance income" account and as "Mark-to-market loss on derivatives" under "Finance costs" account in the consolidated statement of income.

For purposes of hedge accounting, derivatives can be designated either as cash flow hedges or fair value hedges depending on the type of risk exposure it hedges. At the inception of a hedge relationship, the Group formally designates and documents the hedge relationship to which the Group opts to apply hedge accounting and the risk management objective and strategy for undertaking the hedge. The documentation includes identification of the hedging instrument, the hedged item, the nature of the risk being hedged and how the Group will assess whether the hedging relationship meets the hedge effectiveness requirements (including the analysis of sources of hedge ineffectiveness and how the hedge ratio is determined).

A hedging relationship qualifies for hedge accounting if it meets all of the following effectiveness requirements:

- There is an "economic relationship" between the hedged item and the hedging instrument.
- The effect of credit risk does not "dominate the value changes" that result from that economic relationship.
- The hedge ratio of the hedging relationship is the same as that resulting from the quantity of the hedged item that the Group actually hedges and the quantity of the hedging instrument that the Group actually uses to hedge that quantity of hedged item.

Cash Flow Hedges. Cash flow hedges are hedges of the exposure to variability in cash flows that are attributable to a particular risk associated with a recognized asset, liability or a highly probable forecast transaction and could affect the consolidated statement of comprehensive income. The effective portion of

the gain or loss on the hedging instrument if any, is recognized as other comprehensive income (loss) in the "Cumulative translation adjustments" account in the consolidated statement of financial position, while the ineffective portion is recognized as "Finance income (costs)" account in the consolidated statement of income.

Amounts taken to other comprehensive income (loss) are transferred to the consolidated statement of income when the hedged transaction affects profit or loss, such as when hedged financial income or expense is recognized or when a forecast sale or purchase occurs. Where the hedged item is the cost of a non-financial asset or liability, the amounts taken to other comprehensive income (loss) are transferred to the initial carrying amount of the non-financial asset or liability.

If the forecast transaction is no longer expected to occur, amounts previously recognized in other comprehensive income (loss) are transferred to the consolidated statement of income. If the hedging instrument expires or is sold, terminated or exercised without replacement or rollover, or if its designation as a hedge is revoked, amounts previously recognized in other comprehensive income (loss) remain in equity until the forecast transaction occurs. If the related transaction is not expected to occur, the amount is recognized in the consolidated statement of income.

The Group accounts for its interest rate swap, foreign currency forwards, and call spread swap agreements as cash flow hedges. Information about the Group's cash flow hedges is disclosed in Notes 29 and 30.

*Embedded Derivative*s. An embedded derivative is a component of a hybrid (combined) instrument that also includes a non-derivative host contract with the effect that some of the cash flows of the combined instrument vary in a way similar to a stand-alone derivative.

The Group assesses whether embedded derivatives are required to be separated from host contracts when the Group first becomes a party to the contract. Reassessment only occurs if there is a change in the terms of the contract that significantly modifies the cash flows that would otherwise be required. Embedded derivatives are bifurcated from their host contracts, when the following conditions are met:

a. the entire hybrid contracts (composed of both the host contract and the embedded derivative) are not accounted for as financial assets and liabilities at FVPL;
b. when their economic risks and characteristics are not closely related to those of their respective host contracts; and
c. a separate instrument with the same terms as the embedded derivative would meet the definition of a derivative.

Embedded derivatives that are bifurcated from the host contracts are accounted for either as financial assets or financial liabilities at FVPL. Changes in fair values are included in the consolidated statement of income. The Group has no bifurcated embedded derivatives as at December 31, 2025 and 2024.

Inventories

Inventories are valued at the lower of cost or net realizable value (NRV). Costs incurred in bringing each item of inventory to its present location and conditions are accounted for as follows:

- Land and development costs, condominium units held for sale and property acquired or being constructed for sale in the ordinary course of business, rather than to be held for rental or capital appreciation, are held as inventories.

  Cost includes land cost, amounts paid to contractors for construction and development, planning and design costs, costs of site preparation, professional fees, property transfer taxes, construction overheads and other related costs and borrowing costs capitalized prior to start of pre-selling activities for the real estate project.

- Finished goods and work-in-process - determined on the weighted average basis; cost includes materials and labor and a proportion of manufacturing overhead costs based on normal operating capacity but excluding borrowing costs.

- Raw materials, spare parts, supplies and fuel inventories - cost includes the invoice amount, net of trade and cash discounts. Costs are calculated using the weighted average method or the moving average method, whichever is applicable.

The NRV is determined as follows:

- Land and development costs, condominium units held for sale and property acquired or being constructed for - estimated selling price in the ordinary course of the business, based on market prices at the reporting date, less specifically identifiable estimated costs of completion and the estimated costs of sale.

- Finished goods - estimated selling price in the ordinary course of business, less estimated costs necessary to make the sale.

- Work-in-process - selling price in the ordinary course of the business, based on market prices at the reporting date, less estimated specifically identifiable costs of completion and the estimated costs of sale.

- Raw materials, spare parts and supplies - current replacement cost.

- Fuel inventories - based on weighted average cost of actual fuel consumed

Prepayments and Other Current Assets

Creditable Withholding Tax. Creditable withholding tax (CWT) represents unapplied certificates which can be used as payment of income tax due in the succeeding years.

Prepaid Expenses. Prepaid expenses are paid in advance and recorded as an asset before these are utilized. These are apportioned over the period covered by the payment and charged to the appropriate accounts in the consolidated statement of income when incurred.

Tax Credit Certificates (TCCs). Prepaid taxes are carried at cost less any impairment in value. Prepaid taxes consist mainly of tax credits that can be used by the Group in the future. Tax credits represent unapplied certificates for claims from input value-added tax (VAT) and credits received from the Bureau of Internal Revenue (BIR) and the Bureau of Customs (BOC). Such tax credits may be used for payment of internal revenue taxes or customs duties.

Advances to Contractors and Suppliers

Advances to contractors and suppliers represent advance payments on services to be incurred in connection with the Group's operations. These are capitalized to projects under "Real estate inventories", "Investment properties" and "Property, plant and equipment" accounts in the consolidated statement of financial position upon actual receipt of services.

Property, Plant and Equipment

Property, plant and equipment, except land, are carried at cost less accumulated depreciation, amortization and any impairment in value. Land is carried at cost less any impairment in value.

The initial cost of property, plant and equipment, consist of its purchase price including import duties, borrowing costs (during the construction period) and other costs directly attributable in bringing the asset to its working condition and location for its intended use. Cost also includes the cost of replacing the part of such property, plant and equipment when the recognition criteria are met and the estimated present value of dismantling and removing the asset and restoring the site.

Property, plant and equipment also include the estimated rehabilitation and restoration costs of certain power plants under their respective Environmental Compliance Certificate (ECCs) and service contracts (see Notes 12 and 19).

It also includes the Asset Preservation Obligation (APO) of First Philippine Industrial Corporation (FPIC) under "Exploration, machinery and equipment" account. The APOs recognized represent the best estimate of the expenditures required to preserve the pipeline at the end of their useful lives and to preserve the property and equipment of FPIC.

The income generated wholly and necessarily as a result of the process of bringing the asset into the location and condition for its intended use (i.e., net proceeds from selling any items produced while testing whether the asset is functioning properly) is credited to the cost of the asset up to the extent of cost of testing capitalized during the testing period. Any excess of net proceeds over costs is recognized in the consolidated statement of income and not against the cost of property, plant and equipment. When the incidental operations are not necessary to bring an item to the location and condition necessary for it to be capable of operating in the manner intended by management, the income and related expenses of incidental operations are not offset against the cost of the property, plant and equipment but are recognized in the consolidated statement of income and included in their respective classifications of income and expense.

Expenditures incurred after the property, plant and equipment have been put into operation, such as repairs and maintenance, are normally charged to current operations in the year the costs are incurred. In situations where it can be clearly demonstrated that the expenditures have resulted in an increase in the future economic benefits expected to be obtained from the use of an item of property, plant and equipment beyond its originally assessed standard of performance, the expenditures are capitalized as additional costs of property, plant and equipment.

The Group divided the power plant assets into significant parts. Each part of an item of property, plant and equipment with a cost that is significant in relation to the total cost of the item is depreciated and amortized separately.

Depreciation and amortization are computed using the straight-line method over the following estimated useful lives of the assets:

Asset Type	Number of Years
Power plants, buildings and other structures	5−50
Leasehold improvements	5 or lease term with no renewal option, whichever is shorter
Fluid collection and recycling system (FCRS) and production wells	10−25
Transportation equipment	5−10
Exploration, machinery and equipment	2−25

The useful lives and depreciation and amortization method are reviewed at each financial reporting date to ensure that the useful lives and method of depreciation and amortization are consistent with the expected pattern of economic benefits from items of property, plant and equipment.

Depreciation of an item of property, plant and equipment begins when it becomes available for use, i.e. when it is in the location and condition necessary for it to be capable of operating in the manner intended by management. Depreciation ceases at the earlier of the date that the item is classified as held for sale (or included in a disposal group that is classified as held for sale) in accordance with PFRS 5, *Noncurrent Assets Held for Sale and Discontinued Operation*, and the date the asset is derecognized. Leasehold improvements are amortized over the lease term or the economic life of the related asset, whichever is shorter.

Construction in progress represents structures under construction and is stated at cost less any impairment of value, if any. This includes costs of construction and other direct costs. Costs also include interest and financing charges on borrowed funds and the amortization of deferred financing costs on these borrowed funds incurred during the construction period. Construction in progress is not depreciated until such time that the assets are put into operational use.

An item of property, plant and equipment is derecognized upon disposal or when no future economic benefits are expected from its use. Any gain or loss arising on derecognition of the assets (calculated as the difference between the net disposal proceeds and carrying amount of the asset) is included in the consolidated statement of income in the year the asset is derecognized.

Investment Properties

Investment properties consist of properties (land or a building or part of a building or a combination) held to earn rentals or for capital appreciation or both, rather than for:

- use in the production or supply of goods or services or for administrative purposes; or
- sale in the ordinary course of business

These, except land, are measured initially at cost, including transaction costs, less accumulated depreciation and any impairment in value. The carrying amount includes the cost of replacing part of an existing investment property at the time that cost is incurred if the recognition criteria are met and excludes the costs of day-to-day servicing of an investment property. Land is carried at cost (initial purchase price and other costs directly attributable in bringing such assets to its working condition) less any impairment in value.

Depreciation is computed using the straight-line method over the estimated useful lives of 5 to 35 years. The investment properties' residual values, useful lives and depreciation methods are reviewed at each financial reporting date and adjusted prospectively, if appropriate, to ensure that the periods and method of depreciation are consistent with the expected pattern of economic benefits from the items of investment properties.

When each major inspection is performed, its cost is recognized in the carrying amount of the investment property as a replacement if the recognition criteria are satisfied.

Investment properties are derecognized either when they have been disposed of or when the investment properties are permanently withdrawn from use and no future economic benefit is expected from its disposal. The difference between the net disposal proceeds and the carrying amount of the asset is recognized in the consolidated statement of income in the year of derecognition.

Transfers are made to investment property when, and only when, there is a change in use, evidenced by ending of owner-occupied or commencement of an operating lease to another party. Transfers are made from investment property when, and only when, there is a change in use, evidenced by commencement of owner-occupied or commencement of development with a view to sale. These transfers are recorded using the carrying amount of the investment property at the date of change in use.

Transfers between investment property, owner-occupied property and inventories do not change the carrying amount of the property transferred and they do not change the cost of that property for measurement or disclosure purposes.

Investment properties in progress pertain to projects under construction and are stated at cost which includes cost of construction and other direct costs. Investment properties in progress are not depreciated until such time that the relevant assets are completed and become available for operational use.

Intangible Assets

Intangible assets acquired separately are measured on initial recognition at cost. The cost of intangible assets acquired in a business combination is the fair value as of the date of acquisition. The intangible assets arising from the business combination are recognized initially at fair values.

Following initial recognition, intangible assets are carried at cost less accumulated amortization and any accumulated impairment losses. Internally-generated intangible assets, if any, excluding capitalized development costs, are not capitalized and expenditures are reflected in the consolidated statement of income in the year the expenditure is incurred.

The useful lives of intangible assets are assessed to be either finite or indefinite. Intangible assets with finite lives are amortized using the straight-line method over the estimated useful economic life, and assessed for impairment whenever there is an indication that the intangible asset may be impaired.

Amortization shall begin when the asset is available for use, i.e., when it is in the location and condition necessary for it to be capable of operating in the manner intended by management. The amortization period and method for an intangible asset with a finite useful life are reviewed at least each financial reporting date. Changes in the expected useful life or the expected pattern of consumption of future economic benefits are considered to modify the amortization period or method, as appropriate, and are treated as changes in accounting estimates. The amortization expense on intangible assets with finite lives is recognized in the consolidated statement of income in the expense category consistent with the function of the intangible asset.

Intangible assets with indefinite useful lives and intangible assets not yet available for use are not amortized but tested for impairment annually, either individually or at the CGU level. Such intangible assets are not amortized. The assessment of indefinite life is reviewed annually to determine whether the indefinite life continues to be supportable. If not, the change in useful life from indefinite to finite is made on a prospective basis.

Gains or losses arising from derecognition of an intangible asset are measured as the difference between the net disposal proceeds, if any, and the carrying amount of the asset and are recognized in the consolidated statement of income in the year the asset is derecognized.

Water Rights. The cost of water rights of First Gen Hydro Power Corporation (FG Hydro) is measured on initial recognition at cost. Following initial recognition of the water rights, the cost model is applied requiring the asset to be carried at cost less any accumulated amortization and accumulated impairment losses, if any. Water rights are amortized using the straight-line method over 25 years, which is the term of the agreement with the National Irrigation Administration (NIA).

Intangible Asset on Acquired Operations and Maintenance (O&M) Agreements
The cost of intangible asset on acquired O&M Agreements of Fresh River Lakes Corp. (FRLC) is measured on initial recognition at cost. Following initial recognition, the cost model is applied requiring the asset to be carried at cost less any accumulated amortization and accumulated impairment losses, if any. The intangible asset is amortized using the straight-line method over 50 years.

Right-to-Use Transmission Line. Right-to-use transmission line pertain to the substation improvements donated to the National Transmission Corporation (TransCo) pursuant to the Substation Interconnection Agreement (SIA) dated September 2, 1997 entered into among First Gas Power Corporation (FGPC), National Power Corporation (NPC) and Manila Electric Company (Meralco). The transferred substation improvements were accounted for as intangible assets since FGPC still maintains the right to use these assets under the provisions of the PPA with Meralco and the SIA. The cost of rights to use transmission line is amortized using the straight-line method over the remaining life of related power plant assets.

Other Intangible Assets. This includes costs of acquisition of computer software and licenses which are capitalized as intangible asset if such costs are not integral part of the related hardware. These are initially measured at cost. Subsequently, these are measured at cost less accumulated amortization and allowance for impairment losses, if any. Amortization of computer software is computed using the straight-line method of over 5 years.

Other Noncurrent Assets
Advances to Landowners. Advances to landowners pertain to deposits made for future acquisition of parcels of land which will be applied against the purchase price of the lots upon submission of the necessary documents for the transfer of title.

Prepaid Major Spare Parts. Prepaid major spare parts are stated at cost less any impairment in value. Prepaid major spare parts pertain to the advance payments made to Siemens Energy, Inc. (SEI) for the major spare parts that will be replaced during the scheduled maintenance outage.

Exploration and Evaluation Assets. The Group, particularly EDC, follows the full cost method of accounting for its exploration costs determined on the basis of each service contract area. Under this method, all exploration costs relating to each service contract are accumulated and deferred in "Exploration and evaluation assets" under "Other noncurrent assets" account in the consolidated statement of financial position pending the determination of whether the wells have proved reserves. Capitalized expenditures include costs of license acquisition, technical services and studies, exploration drilling and testing, and appropriate technical and administrative expenses. General overhead or costs incurred prior to having obtained the legal rights to explore an area are recognized as expense in the consolidated statement of income when incurred. Once the legal rights to explore has been acquired, costs directly associated with an exploration well are capitalized as exploration and evaluation assets until the drilling of the well is complete and the results have been evaluated. Capitalized exploration and evaluation expenditures are considered to be intangible assets until the commencement of drilling of exploratory wells.

If tests conducted on the drilled exploratory wells reveal that these wells cannot produce proved reserves, the capitalized costs are charged to expense except when management decides to use the unproductive wells for recycling or waste disposal. Once the technical feasibility and commercial viability of the project to produce proved reserves are established, the exploration and evaluation assets shall be reclassified to "Property, plant and equipment" account.

Exploration and evaluation assets also include the estimated rehabilitation and restoration costs of EDC that are incurred as a consequence of having undertaken the exploration for and evaluation of geothermal reserves.

Impairment of Non-financial Assets

At each financial reporting date, the Group assesses whether there is any indication that its non- financial assets comprising of investments in associates and joint ventures, property plant and equipment, investment properties, intangible assets (excluding goodwill), prepaid major spare parts, and input VAT claims/tax credits may be impaired. If any such exists or when an annual impairment testing for an asset is required, the Group estimates the asset's recoverable amount. An asset's recoverable amount is the higher of an asset or CGU's fair value less costs of disposal and its value in use. The recoverable amount is determined for an individual asset, unless the asset does not generate cash inflows that are largely independent from other assets or groups of assets, in which case the recoverable amount is assessed as part of the CGU to which it belongs. Where the carrying amount of an asset or CGU exceeds its recoverable amount, the asset or CGU is considered impaired and is written down to its recoverable amount. In assessing value in use, the estimated future cash flows are discounted to their present value using a pre-tax discount rate that reflects current market assessment of the time value of money and the risks specific to the asset or CGU. An impairment loss is recognized in the consolidated statement of income in the year in which it arises.

An assessment is made at each financial reporting date as to whether there is any indication that previously recognized impairment losses may no longer exist or may have decreased. If such indication exists, the Group estimates the recoverable amount. A previously recognized impairment loss is reversed only if there has been a change in the assumptions used to determine the asset's recoverable amount since the last impairment loss was recognized. The reversal is limited so that the carrying amount of the asset does not exceed its recoverable amount, nor exceed the carrying amount that would have been determined, net of depreciation or amortization, had no impairment loss been recognized for the asset in prior years. Such reversal is recognized in the consolidated statement of income.

Goodwill. Goodwill is reviewed for impairment at least annually, or more frequently if events or changes in circumstances indicate that the carrying value may be impaired.

Impairment is determined for goodwill by assessing the recoverable amount of the CGU (or group of CGUs) to which the goodwill relates. Where the recoverable amount of the CGU (or group of CGUs) is less than the carrying amount of the CGU (or group of CGUs) to which goodwill has been allocated, an impairment loss is recognized immediately in the consolidated statement of income.

Impairment loss relating to goodwill cannot be reversed for subsequent increases in its recoverable amount in future periods. The Group performs its annual impairment test of goodwill as at December 31 for Red Vulcan Holdings Corporation (Red Vulcan), FG Hydro, Asian Eye Institute (AEI), InfoPro Business Solutions, Inc.

(IBSI), and the Medical Services of America (Philippines), Inc. (MSA-PH), and September 30 for Green Core Geothermal Inc. (GCGI) or more frequently; if events or changes in circumstances indicate that the carrying value may be impaired.

Exploration and Evaluation Assets. Exploration and evaluation assets are tested for impairment when facts and circumstances suggest that the carrying amount of the exploration and evaluation asset may exceed its recoverable amount.

When facts and circumstances suggest that the carrying amount exceeds the recoverable amount, the Group makes a formal estimate of an asset's recoverable amount. The recoverable amount is the higher of exploration and evaluation asset's fair value less costs to sell and its value in use. Recoverable amount is determined for an individual exploration and evaluation asset, unless the exploration and evaluation asset does not generate cash inflows that are largely independent from other assets or groups of assets, in which case the recoverable amount is assessed as part of the cash-generating unit to which it belongs. Where the carrying amount of an exploration and evaluation asset (or CGU) exceeds its recoverable amount, the exploration and evaluation asset (or CGU) is considered impaired and is written down to its recoverable amount. In assessing value in use, the estimated future cash flows are discounted to their present value using a pre-tax discount rate that reflects current market assessment of the time value of money and the risks specific to the asset (or CGU). An impairment loss is recognized as part of "Others" under "General and administrative expenses" in the consolidated statement of income in the year in which it arises.

Leases

Right-of-use Assets. The Group recognizes right-of-use assets at the commencement date of the lease (i.e., the date the underlying asset is available for use). Right-of-use assets are measured at cost, less any accumulated depreciation and impairment losses, and adjusted for any re- measurement of lease liabilities. The costs of right-of-use assets include the amount of lease liability recognized, and lease payments made at or before the commencement date.

The recognized right-of-use assets are depreciated on a straight-line basis over the shorter of its estimated useful life and the lease term as follow:

Right-of-use assets	Number of Years
Transportation equipment	5
Building	4–35
Land	10−25
Charter hires	5−10

Right-of-use assets are subject to impairment. Refer to the accounting policies in impairment of non- financial assets section.

Lease Liabilities. At the commencement date of the lease, the Group recognizes lease liabilities measured at the present value of lease payments to be made over the lease term. The lease payments include fixed payments over the lease term.

In calculating the present value of lease payments, the Group uses the incremental borrowing rate at the lease commencement date if the interest rate implicit in the lease is not readily determinable.

After the commencement date, the amounts of lease liabilities are increased to reflect the accretion of interest and reduced for the lease payments made. In addition, the carrying amounts of lease liabilities are remeasured if there is a modification, a change in the lease term, a change in the in- substance fixed lease payments or a change in the assessment to purchase the underlying asset.

Short-term Leases and Leases of Low-value Assets. The Group applies the short-term lease recognition exemption to its short-term leases of (i.e., those leases that have a lease term of 12 months or less from the commencement date and do not contain a purchase option). It also applies the lease of low- value assets recognition exemption to leases of that are considered of low value. Lease payments on short-term leases and leases of low-value assets are recognized as expense on a straight-line basis over the lease term.

Borrowing Costs
Borrowing costs directly attributable to the acquisition or construction of an asset that necessarily takes a substantial period of time to get ready for its intended use or sale are capitalized as part of the cost of the respective assets (included in "Property, plant and equipment" and "Investment properties" accounts in the consolidated statement of financial position).

Capitalization ceases when pre-selling of real estate inventories under construction commences. All other borrowing costs are expensed in the period in which they occur. Borrowing costs consist of interest and other costs that an entity incurs in connection with the borrowing of funds.

The interest capitalized is calculated using the Group's weighted average cost of borrowings after adjusting for borrowings associated with specific developments. Where borrowings are associated with specific developments, the amounts capitalized is the gross interest incurred on those borrowings less any investment income arising on their temporary investment of these borrowings.

The capitalization of finance costs is suspended if there are prolonged periods when development activity is interrupted. Interest is also capitalized on the purchase cost of a site of property acquired specifically for redevelopment but only where activities necessary to prepare the asset for redevelopment are in progress.

Provisions
Provisions are recognized when the Group has a present obligation (legal or constructive): (a) as a result of a past event, (b) it is probable that an outflow of resources embodying economic benefits will be required to settle the obligation, and (c) a reliable estimate can be made of the amount of the obligation. Where the Group expects some or all of the provision to be reimbursed, for example, under an insurance contract, the reimbursement is recognized as a separate asset but only when the reimbursement is virtually certain. The expense relating to any provision is recognized in the consolidated statement of income, net of any reimbursement. If the effect of the time value of money is material, provisions are determined by discounting the expected future cash flows at a pre-tax rate that reflects current market assessment of the time value of money and, where appropriate, the risks specific to the liability. Where discounting is used, the increase in the provision due to the passage of time is recognized under the "Finance costs" account in the consolidated statement of income.

The Group recognizes provisions arising from legal and/or constructive obligation associated with the cost of dismantling and removing an item of property, plant and equipment and restoring the site where it is located. The Group likewise records the present value of estimated costs of legal and constructive obligation required to restore the sites upon termination of the cooperation period in accordance with its Geothermal Renewable Energy Service Contract (GRESCs). The nature of these activities includes plugging of drilled wells and restoration of pads and road networks. Similarly, under the Wind Energy Service Contract (WESC), EDC Burgos Wind Power Corporation (EBWPC) is responsible for the removal and the disposal of all materials, equipment and facilities installed in the contract area used for the wind energy project. In determining the amount of provisions for rehabilitation and restoration costs, assumptions and estimates are required in relation to the expected cost to rehabilitate and restore sites and infrastructure when such obligation exists. When the liability is initially recognized, the present value of the estimated costs is capitalized as part of the carrying amount of the related "FCRS and production wells" and "Power plants" under "Property, plant and equipment" account and "Exploration and evaluation assets" under "Other noncurrent assets" account in the consolidated statement of financial position.

The obligation occurs either when the asset is acquired or as a consequence of using the asset for the purpose of generating electricity during a particular year. Dismantling costs are provided at the present value of expected costs to settle the obligation using estimated cash flows. The cash flows are discounted at a current pre-tax rate that reflects the risks specific to the dismantling liability. The unwinding of the discount and the amount of provision for rehabilitation and restoration costs are expensed as incurred and recognized as an accretion in the consolidated statement of income under the "Finance costs" account. The estimated future costs of dismantling are reviewed annually and adjusted, as appropriate. Changes in the estimated future costs or in the discount rate applied are added to or deducted from the cost of the asset.

Contingencies
Contingent liabilities are not recognized in the consolidated financial statements but are disclosed in the notes to consolidated financial statements unless the possibility of an outflow of resources embodying economic benefits is remote. Contingent assets are not recognized but are disclosed in the notes to consolidated financial statements when an inflow of economic benefits is probable.

Capital Stock and Capital in Excess of Par Value
Capital stock is measured at par value for all shares issued. When the Group issues more than one class of stock, a separate class of stock is maintained for each class of stock and the number of shares issued. Incremental costs incurred directly attributable to the issuance of new shares are shown in equity as deduction, net of tax, from proceeds when the stocks are sold at premium, otherwise such are expensed as incurred. Proceeds and/or fair value of considerations received in excess of par value, if any, are recognized as capital in excess of par value.

Treasury Stock
Shares of FPH that are acquired by any of the Group entities are recorded at cost and shown as deduction in the equity section of the consolidated statement of financial position. No gain or loss is recognized on the purchase, sale, re-issue or cancellation of the treasury stocks. Upon reissuance of treasury stocks, the excess of proceeds from re-issuance over the cost of treasury stocks is credited to "Capital in excess of par value". However, if the cost of treasury stocks exceeds the proceeds from reissuance, such excess is charged to "Capital in excess of par value" account but only to the extent of previously set up capital in excess of par for the same class of stock. Otherwise, this is debited against the "Retained earnings" account. Own equity instruments which are held by subsidiaries are treated similar to treasury stocks and recognized and deducted from equity at cost in the consolidated financial statements. No gain or loss is recognized in the consolidated statement of income on the purchase, sale, issue or cancellation of the Parent Company's own equity instruments. Any difference between the carrying amount and the consideration, if reissued, is recognized in additional paid-in capital.

Retained Earnings
The amount included in retained earnings includes net income attributable to the Group's equity holders and reduced by dividends on capital stock. Dividends are recognized as a liability and deducted from retained earnings when they are declared. Dividends for the year that are approved after the financial reporting date are dealt with as an event after the financial reporting date. The remeasurement gains and losses on retirement benefits are also included in the amount of retained earnings.

Retained earnings may also include the effect of changes in accounting policies as may be required by the standards' transitional provisions.

Portions of the retained earnings are restricted from being declared as dividend such as acquisition price of the treasury stocks and remeasurement gains on retirement benefits.

Dividends on Preferred and Common Stocks
The Group may pay dividends in cash, property or by the issuance of shares of stock. Cash and property are subject to the approval of the BOD, while stock dividends are subject to the approval of the BOD, at least two-thirds of the outstanding capital stock of the shareholders at a shareholders' meeting called for such purpose, and by the Philippine SEC. The Group may declare dividends only out of its unrestricted retained earnings.

Cash and property dividends on preferred and common stocks are recognized as liability and deducted from equity when declared. Stock dividends are treated as transfers from retained earnings to capital in excess of par value.

Revenue Recognition
Revenue is recognized to the extent that it is probable that the economic benefits will flow to the Group and the revenue can be measured reliably, regardless of when the payment is being made.

Revenue is measured at the fair value of the consideration received or receivable, taking into account contractually defined terms of payment and excluding taxes or duty.

The following specific recognition criteria must also be met before revenue is recognized:

Revenue from Sale of Electricity. Revenue from sale of electricity is based on the respective PPAs of EDC, FGP and FGPC, Power Supply Agreement (PSA) of FNPC, revenues from power distribution of FPIP Utilities Inc. (FUI) and First Industrial Township Utilities, Inc. (FITUI) and from the alternative electric service provided by FP Island Energy Corporation (FPIEC). These agreements, with the exception of FPIEC, FUI, and FITUI, call for a take-or-pay arrangement where payment is made principally on the basis of the availability of the power plant and not on actual deliveries of electricity generated.

Revenue from these contracts is composed of fixed capacity fees, fixed and variable operating and maintenance fees, fuel, wheeling and pipeline charges, and supplemental fees (excluding fixed capacity fees, collectively referred to as the "non-lease components").

Revenue from sale of electricity under these contracts such as variable operating and maintenance fees, fuel, wheeling and pipeline charges, and supplemental fees are recognized monthly based on the actual energy delivered. Fixed capacity fees and fixed operating and maintenance fees are recognized monthly based on Net Dependable Capacity (NDC) tested or proven, over the terms of the respective PPAs and PSA.

Revenues from sale of electricity that are not covered by the long-term PPAs and PSA, particularly those that are using natural gas, geothermal, hydroelectric, wind and solar energy, are consummated whenever the electricity generated by these companies is transmitted through the transmission line designated by the buyer, for a consideration. Revenues from sale of electricity using natural gas, hydroelectric, and geothermal power are based on sales price and are composed of generation fees from spot sales to the Wholesale Electricity Spot Market (WESM) and PSAs with various electric companies. Revenue from sale of electricity using wind and solar power is based on the applicable Feed-in Tariff (FIT) rate as approved by the Energy Regulatory Commission (ERC). Revenue from sale of electricity is recognized monthly based on the actual energy delivered.

Meanwhile, revenue from sale of electricity through ancillary services to the National Grid Corporation of the Philippines (NGCP) is recognized monthly based on the capacity scheduled and or dispatched and provided. For First Gen Energy Solutions, Inc. (FGES), revenue from sale of electricity is composed of generation charge from monthly energy supply with various contestable customers through Retail Supply Contract (RSC), and is recognized monthly based on the actual energy delivered. The basic energy charges for each billing period are inclusive of generation charge and retail supply charge.

Sale of Real Estate. Revenue from contracts with real estate customers generally includes sale of developed lot, house and lot and condominium units.

The Group primarily derives its real estate revenue from the sale of vertical and horizontal real estate projects. Revenue from contracts with customers is recognized when control of the goods or services are transferred to the customer at an amount that reflects the consideration to which the Group expects to be entitled in exchange for those goods or services. The Group has generally concluded that it is the principal in its revenue arrangements, except for the provisioning of water and electricity in its mall retail spaces and office leasing activities, wherein it is acting as agent.

The disclosures of significant accounting judgments, estimates and assumptions relating to revenue from contracts with customers are provided in Note 3 to the consolidated financial statements.

- *Real Estate Sales.* The Group derives its real estate revenue from sale of lots, house and lot and condominium units. Revenue from the sale of these real estate projects under pre-completion stage are recognized over time during the construction period [or percentage of completion (POC)] since based on the terms and conditions of its contract with the buyers, the Group's performance does not create an asset with an alternative use and the Group has an enforceable right to payment for performance completed to date.

  In determining the transaction price, the Group considers whether the selling price of the real estate property includes significant financing component.

  In measuring the progress of its performance obligation over time, the Group uses output method. The Group recognizes revenue on the basis of direct measurements of the value to customers of the goods or services

transferred to date, relative to the remaining goods or services promised under the contract. Progress is measured using survey of performance completed to date/ milestones reached/ time elapsed. This is based on the monthly project accomplishment report prepared by the project inspector as approved by the project manager which integrates the surveys of performance to date of the construction activities for both sub-contracted and those that are fulfilled by the developer itself. Estimated development costs of the real estate project include costs of land, land development, building costs, professional fees, depreciation of equipment directly used in the construction, payments for permits and licenses. Revisions in estimated development costs brought about by increases in projected costs in excess of the original budgeted amounts, form part of total project costs on a prospective basis and is allocated between cost of real estate sold and real estate inventories.

Any excess of progress of work over the right to an amount of consideration that is unconditional, recognized as installment contract receivables, is included in the "Contract assets" under "Trade and other receivables" account in the consolidated statement of financial position.

Any excess of collections over the total of recognized installment contract receivables is included in the "Contract liabilities" under "Trade payables and other current liabilities" account in the consolidated statement of financial position.

- *Contract Balances*
  - *Real Estate Receivables.* A receivable represents the Group's right to an amount of consideration that is unconditional (i.e., only the passage of time is required before payment of the consideration is due).

  - *Contract Assets.* A contract asset is the right to consideration in exchange for goods or services transferred to the customer. If the Group performs by transferring goods or services to a customer before the customer pays a consideration or before payment is due, a contract asset is recognized for the earned consideration that is conditional.

    Contract assets are subject to impairment assessment. Refer to accounting policies on impairment of financial assets in section *Initial Recognition and Subsequent Measurement*.

  - *Contract Liabilities.* A contract liability is the obligation to transfer goods or services to a customer for which the Group has received consideration (or an amount of consideration is due) from the customer. If a customer pays a consideration before the Group transfers goods or services to the customer, a contract liability is recognized when the payment is made or the payment is due (whichever is earlier). Contract liabilities are recognized as revenue when the Group performs under the contract.

    The contract liabilities also include payments received by the Group from the customers for which revenue recognition has not yet commenced.

  - *Contract Fulfillment Assets.* Contract fulfillment costs are divided into: (i) costs that give rise to an asset; and (ii) costs that are expensed as incurred. When determining the appropriate accounting treatment for such costs, the Group firstly considers any other applicable standards. If those standards preclude capitalization of a particular cost, then an asset is not recognized under PFRS 15.

    If other standards are not applicable to contract fulfillment costs, the Group applies the following criteria which, if met, result in capitalization: (i) the costs directly relate to a contract or to a specifically identifiable anticipated contract; (ii) the costs generate or enhance resources of the entity that will be used in satisfying (or in continuing to satisfy) performance obligations in the future; and (iii) the costs are expected to be recovered. The assessment of these criteria requires the application of judgment, in particular when considering if costs generate or enhance resources to be used to satisfy future performance obligations and whether costs are expected to be recoverable.

    The Group's contract fulfillment assets pertain to connection fees and land acquisition costs.

  - *Amortization, Derecognition and Impairment of Contract Fulfillment Assets and Capitalized Costs to Obtain a Contract.* The Group amortizes contract fulfillment assets and capitalized costs to obtain a

contract to cost of sales over the expected construction period using POC following the pattern of real estate revenue recognition. The amortization is included within cost of real estate.

A contract fulfillment asset or capitalized costs to obtain a contract is derecognized either when it is disposed of or when no further economic benefits are expected to flow from its use or disposal.

At each financial reporting date, the Group determines whether there is an indication that contract fulfillment asset or cost to obtain a contract may be impaired. If such indication exists, the Group makes an estimate by comparing the carrying amount of the assets to the remaining amount of consideration that the Group expects to receive less the costs that relate to providing services under the relevant contract. In determining the estimated amount of consideration, the Group uses the same principles as it does to determine the contract transaction price, except that any constraints used to reduce the transaction price will be removed for the impairment test.

Where the relevant costs or specific performance obligations are demonstrating marginal profitability or other indicators of impairment, judgment is required in ascertaining whether or not the future economic benefits from these contracts are sufficient to recover these assets. In performing this impairment assessment, management is required to make an assessment of the costs to complete the contract. The ability to accurately forecast such costs involves estimates around cost savings to be achieved over time, anticipated profitability of the contract, as well as future performance against any contract-specific performance indicators that could trigger variable consideration, or service credits. Where a contract is anticipated to make a loss, their judgments are also relevant in determining whether or not an onerous contract provision is required and how this is to be measured.

Revenue from Sale of Merchandise. The Group is in the business of providing transformer equipment and optical products. Revenue from sale of merchandise is recognized at the point in time when control of the asset is transferred to the customer, generally on delivery and acceptance of the equipment and optical products.

Generally, the Group receives short-term advances from its customers. Using the practical expedient in PFRS 15, the Group does not adjust the promised amount of consideration for the effects of a significant financing component if it expects, at contract inception, that the period between the transfer of the promised good or service to the customer and when the customer pays for that good or service will be one year or less.

The Group typically provides warranties for general repairs of defects that existed at the time of sale, as required by law. These assurance-type warranties are accounted for under PAS 37, *Provisions, Contingent Liabilities and Contingent Assets*.

Revenue from Construction Contracts. The Group assessed that there is only one performance obligation for each construction agreement that it has entered and that revenue arising from such agreement qualify for recognition over time based on the project's POC because the Group's performance creates or enhances an asset that the customer controls as the asset is created or enhanced by applying par. 35(b) of PFRS 15. Control of an asset refers to the ability to direct the use of, and obtain substantially all of the remaining benefits from the asset. The customer, having the ability to specify the design (or any changes thereof) of the asset, controls the asset as it is being constructed. Furthermore, the Group builds the asset on the customer's land (or property controlled by the customer).

The Group also recognized as part of its construction revenue, the effects of variable considerations arising from various change orders and claims, to the extent that they reflect the amounts the Group expects to be entitled and to be received from the customers, provided that it is highly probable that a significant reversal of the revenue recognized in connection with these variable considerations will not occur in the future. For unpriced change orders and claims, the Group uses the "most likely amount" method to predict the amounts the Group expects to be entitled to and to be received from the customers.

The Group elected to use the output method to measure the progress of the fulfillment of its performance obligation, which is based on the surveys of work performed by an internal quantity surveyor to measure the stage of completion.

The Group considers whether there are other promises in the contract that are separate performance obligations to which a portion of the transaction price needs to be allocated. In determining the transaction price for the construction contracts, the Group considers the effects of variable consideration, the existence of significant financing components, noncash consideration, and consideration payable to the customer (if any).

a. Variable Consideration

If the consideration in a contract includes a variable amount, the Group estimates the amount of consideration to which it will be entitled in exchange for transferring the goods to the customer. The variable consideration is estimated at contract inception and constrained until it is highly probable that a significant revenue reversal in the amount of cumulative revenue recognized will not occur when the associated uncertainty with the variable consideration is subsequently resolved. Some construction contracts provide customers with a right for delay liquidated damages. The right for delay liquidated damages gives rise to variable consideration.

In estimating the variable consideration, the Group is required to use either the "expected value" method or the "most likely amount" method based on which method better predicts the amount of consideration to which it will be entitled. The "expected value" method of estimation takes into account a range of possible outcomes, while the "most likely amount" method is used when the outcome is binary.

The Group determined that the "most likely amount" method is the appropriate method to use in estimating the variable consideration given the large number of contracts with customers that have similar characteristics and has a single-volume threshold.

b. Significant Financing Component

Generally, the Group receives short-term advances from its customers. Using the practical expedient in PFRS 15, the Group does not adjust the promised amount of consideration for the effects of a significant financing component if it expects, at contract inception, that the period between the transfer of the promised good or service to the customer and when the customer pays for that good or service will be one year or less.

Lease. Lease income arising from operating leases on investment properties is accounted for on a straight-line basis over the lease terms or based on the terms of the lease, as applicable.

Lease Modification. Lease modification is defined as a change in the scope of a lease, or the consideration for a lease, that was not part of the original terms and conditions of the lease (for example, adding or terminating the right to use one or more underlying assets, or extending or shortening the contractual lease term).

The Group shall account for a modification to an operating lease as a new lease from the effective date of the modification, considering any prepaid or accrued lease payments relating to the original lease as part of the lease payments for the new lease. If a change in lease payments does not meet the definition of a lease modification, that change would generally be accounted for as a negative variable lease payment. In the case of an operating lease, a lessor recognizes the effect of the rent concession by recognizing lower income from leases.

Water Distribution and Wastewater Treatment. Revenues from water distribution and wastewater treatment are satisfied over time and are recognized when services are rendered, on an accrual basis, based on monthly meter reading of the customers' water consumption. Other water and wastewater charges are for the recovery of investment and expenses incurred in the development, construction, management, operation and maintenance of centralized water and wastewater system which are also satisfied over time and are recognized when services are rendered.

Park Charges. Revenue from park charges is satisfied over time and are recognized as the services are rendered. These are fees for the periodic maintenance and administration of the park.

Room (Hotel) Revenues. Room revenues are recognized at a point in time when services are performed. Deposits received from customers in advance on rooms or other services are recorded as liabilities until services are provided to the customers.

Cinema, Mall and Other Revenues. Revenue is recognized at a point in time when services are rendered.

Membership Dues. Membership dues are recognized as revenue in the applicable membership period. Membership dues received in advance are recorded as part of "Trade payables and other current liabilities" account in the consolidated statement of financial position.

Interest Income. Interest income is recognized as the interest accrues (using the EIR which is the rate that exactly discounts estimated future cash receipts through the expected life of the financial instrument to the net carrying amount of the financial asset), taking into account the effective yield on the asset.

Dividends. Dividend income is recognized when the Group's right to receive the payment is established.

Other Income. This includes proceeds from insurance claims which are recognized at a point in time when receipt is virtually certain. This also includes other income/ receipts which are recognized at point in time when the Group's right to receive the payment is established.

Costs and Expense Recognition

Costs and expenses are decreases in economic benefits during the accounting period in the form of outflows or decrease of assets or incurrence of liabilities that result in decrease in equity, other than those relating to distributions to equity participants, and are recognized when these are incurred.

Cost of Sale of Electricity. These include expenses incurred by the departments directly responsible for the generation of revenues from sale of electricity (i.e., Plant Operations, Production, Maintenance, Transmission and Dispatch, Wells Drilling and Maintenance Department) at operating project locations and also the costs incurred by FG Hydro, FRLC, and FG Bukidnon, particularly power plant operations and maintenance, and depreciation and amortization, which are necessary expenses incurred to generate the revenues from sale of electricity or render services.

Cost of Real Estate. The Group recognizes costs relating to satisfied performance obligations as these are incurred taking into consideration the contract fulfillment assets such as land and connection fees. These include costs of land, land development costs, building costs, professional fees, depreciation, permits and licenses and capitalized borrowing costs. These costs are allocated to the saleable area, with the portion allocable to the sold area being recognized as costs of sales while the portion allocable to the unsold area being recognized as part of real estate inventories.

In addition, the Group recognizes as an asset only the costs that give rise to resources that will be used in satisfying performance obligations in the future and that are expected to be recovered.

Costs to Obtain Contract. The incremental costs to obtain contracts with customers are recognized as an asset if the Group expects to recover them. The Group has determined that commissions paid to brokers and marketing agents on the sale of pre-completed real estate units are deferred when recovery is reasonably expected and are charged to expense in the period in which the related revenue is recognized as earned. Commission expense is included in the "Real estate costs and expenses" account in the consolidated statement of income.

Costs incurred prior to obtaining contract with customers are not capitalized but are expensed as incurred.

Cost of Contracts and Services. Contract costs include all direct materials, labor costs and indirect costs related to contract performance. Changes in job performance, job conditions and estimated profitability including those arising from contract penalty provisions and final contract settlements, which may result in revisions to estimated costs and gross margins, are recognized in the year in which the revisions are determined.

Cost of Sale of Merchandise. Costs and expenses are decreases in economic benefits during the accounting period in the form of outflows or decrease of assets or incurrence of liabilities that result in decrease in equity other than those relating to distribution to equity participants. These are recognized on an accrual basis. Under this basis, the effects of transactions and other events are recognized when they occur (and not as cash or its equivalent is paid) and they are recorded in the accounting records and reported in the consolidated financial statements during the periods to which they relate.

Foreign Currency Translations

The consolidated financial statements are presented in Philippine peso, which is FPH's functional currency. All subsidiaries and associates evaluate their primary economic and operating environment and, determine their functional currency and items included in the financial statements of each entity are initially measured using that functional currency.

Transactions and Balances. Transactions in foreign currencies are initially recorded in the functional currency rate prevailing on the period of the transaction. Monetary assets and liabilities denominated in foreign currency are re-translated at the functional currency spot rate of exchange prevailing at the financial reporting date.

All differences are recognized in the consolidated statement of income. Nonmonetary items that are measured in terms of historical cost in a foreign currency are translated using the exchange rates as at the dates of the initial transactions.

Group Companies. The Philippine peso is the currency of the primary economic environment in which FPH and all other subsidiaries and associates operate, except for the following:

Subsidiary/Associate	Functional Currency
First Gen Corporation (First Gen)	United States dollar
First Sumiden Realty Inc. (FSRI)	- do -
First Philippine Nexolon Corp. (FPNC)	- do -
First Philippine Solar Corp. (FPSC)	- do -
FGHC International Limited (FGHC International)	- do -
FPH Fund Corporation (FPH Fund)	- do -
FPH Ventures	- do -
Pi Ventures, Inc.	- do -
Unified Holdings Corporation (Unified)	- do -
FGP Corp. (FGP)	- do -
FGHC	- do -
FGPC	- do -
Blue Vulcan Holdings Corporation	- do -
First Gen Renewables, Inc. (FGRI)	- do -
Goldsilk Holdings Corporation	- do -
Dualcore Holdings Inc. (Dualcore)	- do -
Onecore Holdings Inc. (Onecore)	- do -
First NatGas Power Corp. (FNPC)	- do -
First Gen Singapore Pte. Ltd. (FGen SG)	- do -
EBWPC	- do -
Energy Development Corporation Hong Kong Limited (EDC HKL)	- do-
Energy Development Corporation Hong Kong International Investment Limited (EDC HKIIL)	- do-
EDC Chile Holdings SPA*	Chilean peso
EDC Geotermica Chile*	- do -
EDC Chile Limitada*	- do -
EDC Peru Holdings S.A.C.*	Peruvian nuevo sol
EDC Geotermica Peru S.A.C.*	- do -
EDC Peru S.A.C.*	- do -
EDC Geotérmica Del Sur S.A.C.*	- do -
EDC Energía Azul S.A.C.*	- do -
Geotermica Crucero Peru S.A.C.*	- do -
EDC Energía Perú S.A.C.*	- do -
Geotermica Tutupaca Norte Peru S.A.C.*	- do -
EDC Energía Geotérmica S.A.C.*	- do -
EDC Progreso Geotérmico Perú S.A.C.*	- do -
Geotermica Loriscota Peru S.A.C.*	- do -
EDC Energía Renovable Perú S.A.C.*	- do -

Subsidiary/Associate	Functional Currency
EDC Soluciones Sostenibles Ltd.*	- do -
EDC Desarollo Sostenible Ltd.*	- do -
EDC Energia Verde Chile SpA*	- do -
EDC Energia de la Tierra SpA*	- do -
EDC Energia Verde Peru SAC*	- do -
PT FirstGen Geothermal Indonesia (PT FGGI)	Indonesian rupiah

**Translated and consolidated to EDC using Philippine peso*

The financial statements of the consolidated subsidiaries and associates with functional currency other than the Philippine peso are translated to Philippine peso as follows:

- Assets and liabilities using the closing rate of exchange prevailing at the financial reporting date;
- Components of equity using historical exchange rates; and
- Income and expenses using the monthly weighted average exchange rates for the year.

The exchange differences arising on the translation are recognized as other comprehensive income (loss) under "Cumulative translation adjustments" account, a separate component of equity. Upon disposal of any of these subsidiaries and associates, the deferred cumulative amount recognized in equity relating to that particular subsidiary or associate will be recognized in the consolidated statement of income proportionate to the equity interest disposed.

Retirement Costs

FPH and certain of its subsidiaries have distinct, funded, noncontributory defined benefit retirement plans. The plans cover all permanent employees, each administered by their respective retirement committees. EDC also maintains a funded, non-contributory defined benefit retirement plan, and it also provides post-employment medical and life insurance benefits which are unfunded.

The net defined benefit liability or asset is the aggregate of the present value of the defined benefit obligation at the end of the reporting period reduced by the fair value of plan assets (if any), adjusted for any effect of limiting a net defined benefit asset to the asset ceiling. The asset ceiling is the present value of any economic benefits available in the form of refunds from the plan or reductions in future contributions to the plan.

The cost of providing benefits under the defined benefit plans is actuarially determined using the projected unit credit method.

Defined benefit costs comprise the following:

- Service cost
- Net interest on the net defined benefit liability or asset
- Remeasurements of net defined benefit liability or asset

Service costs which include current service costs, past service costs and gains or losses on non-routine settlements are recognized as expense in the consolidated statement of income. Past service costs are recognized when plan amendment or curtailment occurs. These amounts are calculated periodically by independent qualified actuaries.

Net interest on the net defined benefit liability or asset is the change during the period in the net defined benefit liability or asset that arises from the passage of time which is determined by applying the discount rate based on government bonds to the net defined benefit liability or asset. Net interest on the net defined benefit liability or asset is recognized as an expense or income in the consolidated statement of income.

Re-measurements comprising actuarial gains and losses, return on plan assets and any change in the effect of the asset ceiling (excluding net interest on defined benefit liability) are recognized immediately in the consolidated statement of financial position with a corresponding debit or credit to retained earnings through other comprehensive income in the period in which they occur. Remeasurements are not reclassified to profit or loss in subsequent periods.

Plan assets are assets that are held by a long-term employee benefit fund or qualifying insurance policies. Plan assets are not available to the creditors of the Group, nor can they be paid directly to the Group. Fair value of plan assets is based on market price information. When no market price is available, the fair value of plan assets is estimated by discounting expected future cash flows using a discount rate that reflects both the risk associated with the plan assets and the maturity or expected disposal date of those assets (or, if they have no maturity, the expected period until the settlement of the related obligations). If the fair value of the plan assets is higher than the present value of the defined benefit obligation, the measurement of the resulting defined benefit asset is limited to the present value of economic benefits available in the form of refunds from the plan or reductions in future contributions to the plan.

The Group's right to be reimbursed of some or all of the expenditure required to settle a defined benefit obligation is recognized as a separate asset at fair value when and only when reimbursement is virtually certain.

Termination Benefit. Termination benefits are employee benefits provided in exchange for the termination of an employee's employment as a result of either an entity's decision to terminate an employee's employment before the normal retirement date or an employee's decision to accept an offer of benefits in exchange for the termination of employment.

A liability and expense for a termination benefit are recognized at the earlier of when the entity can no longer withdraw the offer of those benefits and when the entity recognizes related restructuring costs. Initial recognition and subsequent changes to termination benefits are measured in accordance with the nature of the employee benefit, as either post-employment benefits, short-term employee benefits, or other long-term employee benefits.

Employee Leave Entitlement. Employee entitlements to annual leave are recognized as a liability when they are accrued to the employees. The undiscounted liability for leave expected to be settled wholly before twelve months after the end of the annual reporting period is recognized for services rendered by employees up to the end of the reporting period.

Income Tax

Current Income Tax. Current income tax assets and liabilities for the current year are measured at the amount expected to be recovered from or paid to the taxation authority. The tax rates and tax laws used to compute the amount are those that are enacted or substantially enacted as at the end of the financial reporting period.

Deferred Income Tax. Deferred income tax is provided using the balance sheet method on all temporary differences as at the financial reporting date between the tax bases of assets and liabilities and their carrying amounts for financial reporting purposes at the reporting date.

Deferred tax liabilities are recognized for all taxable temporary differences. Deferred tax assets are recognized for all deductible temporary differences, carry-forward of unused tax credits from excess minimum corporate income tax (MCIT) over the regular corporate income tax (RCIT) and unused net operating loss carryover (NOLCO), to the extent that it is probable that sufficient future taxable income will be available against which the deductible temporary differences, the carry-forward of unused tax credits from MCIT and unused NOLCO can be utilized, except:

- When the deferred tax asset relating to the deductible temporary difference arises from the initial recognition of an asset or liability in a transaction that is not a business combination which, at the time of the transaction, affects neither the accounting income nor taxable income and does not give rise to equal taxable and deductible temporary differences.

- In respect of deductible temporary differences associated with investments in subsidiaries, associates and interests in joint arrangements, deferred tax assets are recognized only to the extent that it is probable that the temporary differences will reverse in the foreseeable future and taxable profit will be available against which the temporary differences can be utilized.

The carrying amount of deferred tax assets is reviewed at end of each financial reporting period and reduced to the extent that it is no longer probable that sufficient future taxable income will be available to allow all or part of the deferred tax asset to be utilized. Unrecognized deferred tax assets are reassessed at each financial reporting date and are recognized to the extent that it has become probable that future taxable income will allow the deferred tax asset to be recovered.

Deferred tax assets and liabilities are measured at the income tax rates that are applicable to the year when the asset is realized, or the liability is settled, based on tax rates and tax laws that have been enacted or substantively enacted as at financial reporting date.

Deferred tax liabilities are not provided on nontaxable temporary differences associated with investments in subsidiaries and associates.

Current and deferred income tax relating to items recognized directly in equity is also recognized in the consolidated statement of changes in equity and not in the consolidated statement of income.

Deferred income tax relating to items recognized directly in other comprehensive income is recognized in consolidated statement of comprehensive income.

The Group offsets deferred tax assets and deferred tax liabilities if and only if it has a legally enforceable right to set off current tax assets and current tax liabilities and the deferred tax assets and deferred tax liabilities relate to income taxes levied by the same taxation authority on either the same taxable entity or different taxable entities which intend either to settle current tax liabilities and assets on a net basis, or to realize the assets and settle the liabilities simultaneously, in each future period in which significant amounts of deferred tax liabilities or assets are expected to be settled or recovered.

Value-Added Tax (VAT)
Revenues, expenses and assets are recognized net of the amount of VAT, except:

- Where the VAT incurred on a purchase of assets or services is not recoverable from the tax authority, in which case, the VAT is recognized as part of the cost of acquisition of the asset or as part of the expense item, as applicable; and
- Where receivables and payables are stated with the amount of VAT included.

The net amount of VAT recoverable from, or payable to, the tax authority is included as part of receivables or payables in the consolidated statement of financial position.

Subject to approval of the taxation authority, input VAT can be claimed for refund or as tax credit for payment of certain types of taxes due by certain companies within the Group. Input VAT claims granted by the taxation authority are separately presented as "Tax Credit Certificates" under the "Prepayments and other current assets" and "Other noncurrent assets" accounts in the consolidated statement of financial position.

Discontinued Operations
A discontinued operation is a component of an entity that either has been disposed of, or is classified as held for sale and:

(a) represents a separate major line of business or geographical area of operations,
(b) is part of a single co-ordinated plan to dispose of a separate major line of business or geographical area of operations or
(c) is a subsidiary acquired exclusively with a view to resale.

Discontinued operations are excluded from the results of continuing operations and are presented as a single amount as profit or loss after tax from discontinued operations in the consolidated statement of income.

Earnings per Share (EPS)
Basic EPS is calculated by dividing the net income (less preferred dividends, if any) for the year attributable to common stockholders by the weighted average number of common stocks outstanding during the year, with retroactive adjustment for any stock dividends or stock splits declared during the year.

Diluted EPS is calculated in the same manner, adjusted for the effects of dilutive potential stocks (e.g. stock options, convertible preferred stocks). As at December 31, 2025 and 2024, the Group does not have any dilutive potential stocks. Hence, diluted EPS is the same as the basic EPS.

Segment Reporting
For purposes of management reporting, the Group's operating businesses are organized and managed separately according to the nature of the products and services provided, with each segment representing a strategic business unit. The Group's operating segments, which are consistent with the segments reported to the BOD which is the Group's Chief Operating Decision Maker (CODM).

Financial information on business segments is presented in Note 4 to the consolidated financial statements. The Group has one geographical segment and derives substantially of its revenues from domestic operations.

Events After the Financial Reporting Period
Post year-end events that provide additional information about the Group's financial position at the financial reporting date (adjusting events) are reflected in the consolidated financial statements. Post year-end events that are not adjusting events, if any, are disclosed in the notes to consolidated financial statements when material.

3. Significant Accounting Judgments and Estimates

The preparation of the consolidated financial statements requires the Group's management to make judgments, estimates and assumptions that affect the reported amounts of revenues, expenses, assets and liabilities, and the disclosure of contingent assets and liabilities, at the financial reporting date. However, uncertainty about these assumptions and estimates could result in outcomes that require material adjustments to the carrying amounts of the assets and liabilities affected in future years.

Judgments and estimates are continually evaluated and are based on historical experience and other factors, including expectations of future events that are believed to be reasonable under the circumstances.

Judgments
In the process of applying the Group's accounting policies, management has made the following judgments, which have the most significant effect on the amounts recognized in the consolidated financial statements.

Determination of Functional Currency. Each entity within the Group determines its own functional currency. The respective functional currency of each entity is the currency of the primary economic environment in which each entity operates. It is the currency that mainly influences the sale of services and the costs of providing services.

The presentation currency of the Group is the Philippine peso, which is the Parent Company's functional currency. The functional currency of each of the subsidiaries, as disclosed in Note 2 to the consolidated financial statements, is determined based on the economic substance of the underlying circumstances relevant to each subsidiary.

Determination of Control over an Investee Company. Control is presumed to exist when an investor is exposed, or has rights, to variable returns from its involvement with the investee and has the ability to affect those returns through its power over the investee. The Parent Company has established that it has the ability to control its subsidiaries by virtue of either 100% or majority interest in the investee companies.

First Gen has indirect 40.0% economic interest in EDC through Prime Terracota and Red Vulcan. Prior to September 30, 2017, First Gen also directly and indirectly owned 1.98 billion common stocks in EDC, which was equivalent to a 10.6% economic interest in EDC. Following the successful tender offer conducted by Philippines Renewable Energy Holdings Corporation (PREHC), which was settled on September 29, 2017, to acquire up to 47.5% of EDC's common stocks, First Gen and Northern Terracotta participated and sold 9.0% of their combined 10.6% economic stake in EDC.

As at December 31, 2025 and 2024, First Gen's total economic stake in EDC is 45.8%, of which 44.0% is held through Red Vulcan while the remaining 1.8% is held directly through First Gen and Northern Terracotta.

Moreover, First Gen holds a 65.0% voting interest in EDC, of which 63.9% is held through Red Vulcan. First Gen has control over EDC given its controlling voting stake in EDC.

Assessment of Acquisition as Business Combination. Significant judgement is required in determining whether the Group's acquisition of the 165 MW Casecnan Hydro Electric Power Plant (CHEPP) constitutes a business in accordance with PFRS 3. Management considers the substance of the assets acquired in determining whether the acquisition represents an acquisition of a business to be accounted for as a business combination using the acquisition method.

Where such acquisition is not judged to be an acquisition of a business, it is accounted for as an asset acquisition whereby the cost of the acquisition is allocated to the assets acquired based on their relative fair values.

The Group's acquisition of CHEPP was accounted for as business combination (see Note 5).

Assessing significant influence over the Gas business. On November 17, 2025, First Gen disposed of its 60% equity interest in the Gas Business to Prime Infra (see Note 5). Following the sale transaction, First Gen retained a 40% equity interest in the Gas Holding Companies, except Unified where First Gen has retained 67% equity interest, and a 25% equity interest in LNG Holdings. Management assessed that First Gen no longer has control over these entities but has significant influence. In making this judgment, management considered, among others, its voting rights, representation in the BOD, and its ability to participate in directing the relevant activities of these companies as necessary. Accordingly, the retained interests have been accounted for at its fair value and are presented as investments in associates under the equity method as at December 31, 2025 (see Note 5).

Interest in Joint Ventures and Associates. The Group has assessed that it has joint control in its joint ventures and joint venture parties have rights to the net assets of the arrangement. Joint control is the contractually agreed sharing of control of an arrangement, which exists only when decisions about the relevant activities require the unanimous consent of the parties sharing control. Under the Joint Venture Agreement (JV Agreement), each party's share in any proceeds, profits, losses, and other economic value derived under the Joint Venture as well as any economic benefits and losses derived from the utilization of the access ways and open spaces of the joint venture property shall be proportional to the respective financial contributions made by each party. However, considering the percentage shareholdings of each party to the JV Agreement and the agreement on quorum and voting, multiple combinations of parties could collectively control the arrangement.

Information about the Group's investment in associates and joint ventures is disclosed in Note 10.

Determination of Whether Non-controlling Interest is Material for Purposes of PFRS 12, Disclosures of Interests in Other Entities. PFRS 12 requires an entity to disclose certain information, including summarized financial information, for each of its subsidiaries that have non-controlling interests that are material to the reporting entity. The Parent Company has determined First Gen and Rockwell Land Corporation (Rockwell Land) as material partly-owned subsidiaries. These are material for purposes of providing the required disclosures under PFRS 12. First Gen and Rockwell Land are one of the reportable segments of the Group with significant assets and liabilities relative to the consolidated total assets and consolidated total liabilities. Also, dividends attributable to the NCI are considered significant relative to the total dividends declared by the Group in the current and prior years (see Notes 5 and 20).

Revenue from Contracts with Customers. The Group applied the following significant judgments in assessing the amount and timing of revenue from contracts with customers in accordance with the requirements of PFRS 15:

1. Sale of Electricity

a. Identifying performance obligations

The Group identifies performance obligations by considering whether the promised goods or services in the contract are distinct goods or services. A good or service is distinct when the customer can benefit from the good or service on its own or together with other resources that are readily available to the customer and the Group's promise to transfer the good or service to the customer is separately identifiable from the other promises in the contract.

The Group assesses performance obligations as a series of distinct goods and services that are substantially the same and have the same pattern of transfer if:

- each distinct good or services in the series are transferred over time; and
- the same method of progress will be used (i.e., units of delivery) to measure the entity's progress towards complete satisfaction of the performance obligation.

For PPAs, PSAs and ancillary services containing several promises such as capacity and energy dispatched which are separately identified, these obligations are combined and considered as one (1) performance obligation since these are not distinct within the context of the agreements as the buyer cannot benefit from these services on its own without contracting the operations of the power plants. The combined performance obligation qualifies as a series of distinct goods or services that are substantially the same and have the same pattern of transfer.

Retail electricity supply also qualifies as a series of distinct goods or services which is accounted for as one performance obligation since the delivery of energy every month are distinct services.

b. Allocation of variable consideration

Variable consideration may be attributable to the entire contract or to a specific part of the contract. For PPAs (upon scoping out of PFRS 16), PSAs, ancillary services, and retail electricity supply, revenue streams which are considered as series of distinct goods or services that are substantially the same and have the same pattern of transfer, the Group allocates the variable amount that is no longer subject to constraint to the satisfied portion (i.e., month or actual electricity delivery) which forms part of the single performance obligation, and the monthly billing of the Group.

c. Timing of revenue recognition

The Group recognizes revenue when it satisfies an identified performance obligation by transferring a promised good or service to a customer. A good or service is considered to be transferred when the customer obtains control. The Group determines, at contract inception, whether it will transfer control of a promised good or service over time. If the Group does not satisfy a performance obligation over time, the performance obligation is satisfied at a point in time.

The Group concluded that revenue from contracts with customers are to be recognized over time, since customers simultaneously receives and consumes the benefits as the Group supplies power.

d. Identifying methods for measuring progress of revenue recognized over time

The Group determines the appropriate method of measuring progress which is either through the use of input or output methods. Input method recognizes revenue on the basis of the efforts or inputs to the satisfaction of a performance obligation while output method recognizes revenue on the basis of direct measurements of the value to the customer of the goods or services transferred to date.

e. Determination of transaction price

The adjustment of the FIT rate for the delivered energy is a variable consideration which shall be accounted for in the period in which the transaction price changed. In 2020, EDC recognized additional revenue and long-term receivables computed on the FIT rate increment which will be recovered for a period of five years starting January 1, 2021. From 2021 to 2024, while waiting for ERC's approval of the adjusted FIT rates, management has assessed that the lower between the ERC approved 2020 FIT rates and the TransCo forecasted FIT rates represent the best estimate of the transaction price the Group will be entitled to in exchange of the delivered energy. As at December 31, 2025, the Group considered the adjusted FIT rates from 2021 to 2025 based on ERC approved Resolution No. 28, Series of 2025 with clarifications and revisions published on February 27, 2026 (see Note 31).

2. Sale of Real Estate

a. Existence of a contract

The Group's primary document for a contract with a customer is a signed contract to sell. It has determined, however, that in cases wherein contract to sell are not signed by both parties, the combination of its other signed documentation such as reservation agreement, official receipts, quotation sheets and other documents, would contain all the criteria to qualify as contract with the customer under PFRS 15.

In addition, part of the assessment process of the Group before revenue recognition is to assess the probability that the Group will collect the consideration to which it will be entitled in exchange for the real estate property that will be transferred to the customer. In evaluating whether collectability of an amount of consideration is probable, an entity considers the significance of the customer's initial payments in relation to the total contract price.

Collectability is also assessed by considering factors such as past history of the customer, age and pricing of the property. Management regularly evaluates the historical cancellations and back-outs, after considering the impact of the coronavirus pandemic, if it would still support its current threshold of customers' equity before commencing revenue recognition. Management assessed that the historical cancellations and back-outs, despite the pandemic, still supports the Group's current threshold of customer's equity.

b. Revenue recognition method and timing of revenue recognition

The Group concluded that revenue for real estate sales is to be recognized over time because (a) the Group's performance does not create an asset with an alternative use and; (b) the Group has an enforceable right to payment for performance completed to date. The promised property is specifically identified in the contract and the contractual restriction on the Group's ability to direct the promised property for another use is substantive. This is because the property promised to the customer is not interchangeable with other properties without breaching the contract and without incurring significant costs that otherwise would not have been incurred in relation to that contract. In addition, under the current legal framework, the customer is contractually obliged to make payments to the developer up to the performance completed to date.

The Group has determined that output method used in measuring the progress of the performance obligation faithfully depicts the Group's performance in transferring control of real estate development to the customers.

c. Identifying performance obligation

The Group has contracts to sell covering the sale of lots, house and lots, condominium unit and parking lot. The Group concluded that there is one performance obligation in these contracts because, the developer has the obligation to deliver the condominium unit and parking lot duly constructed in a specific lot and fully integrated into the serviced land in accordance with the approved plan. Included also in this performance obligation is the Group's service is to transfer the title of the real estate unit to the customer.

d. Consideration of significant financing component

Using the practical expedient in PFRS 15, the Group does not adjust the promised amount of consideration for the effects of a significant financing component if it expects, at contract inception, that the period between the transfer of the promised good or service to the customer and when the customer pays for that good or service will be one year or less.

3. Sale of Contracts and Services

a. Identifying performance obligations in a bundled provision of a contract

The Group has construction contracts to design and/or build certain property according to the agreed contract. The Group concluded that there is only one performance obligation in these contracts which is the obligation to deliver the property after completion.

b. Determining the timing of satisfaction of contract services

The Group concluded that revenue for construction services is to be recognized over time because the customer simultaneously receives and consumes the benefits provided by the Group.

The Group determined that output method is the best method in measuring progress of the construction services. Revenues from engineering and construction contracts are accounted for by the percentage of completion method wherein revenues are recognized based on the estimated stage of completion of individual contracts. The stage of completion is determined by a survey of the work performed by the quantity surveyor on the contract or by delivery events. Revenue from the sale of services is recognized when the services are performed. These policies require forecasts to be made of the outcomes of long-term construction and service contracts, which require assessment and judgment to be made on the recovery of pre-contract costs, charges on work scopes, contract programs and maintenance liabilities.

c. Principal versus agent considerations

The Group enters into contracts with subcontractor to perform the construction services with the customer. While there are contracts with subcontractors to perform the services, the Group is still primarily responsible for fulfilling the promise to the customer and determined that it is a principal in its revenue arrangements.

d. Determining method to estimate variable consideration and assessing the constraint

Certain construction contracts include a provision for delay liquidated damages. In estimating the variable consideration, the Group is required to use either the expected value method or the most likely amount method based on which method better predicts the amount of consideration to which it will be entitled.

The Group determined that the most likely amount method is the appropriate method in estimating the variable consideration for the construction services with delay liquidated damages. The selected method that better predicts the amount of variable consideration was primarily driven by the number of volume thresholds contained in the contract. The most likely amount method is used for those contracts with a single volume threshold.

Before including any amount of variable consideration in the transaction price, the Group considers whether the amount of variable consideration is constrained. The Group determined that the estimates of variable consideration are constrained based on its historical experience, business forecast and the current economic conditions.

e. Consideration of significant financing component in a contract

Generally, the Group receives short-term advances from its customers. Using the practical expedient in PFRS 15, the Group does not adjust the promised amount of consideration for the effects of a significant financing component if it expects, at contract inception, that the period between the transfer of the promised good or service to the customer and when the customer pays for that good or service will be one year or less.

4. Sale of Merchandise

The Group recognizes revenue over time or at a point in time depending on its evaluation of when the customer obtains control of the promised goods or services.

The Company has determined that output method used in measuring the progress of the performance obligation faithfully depicts the Company's performance in transferring control of the projects to the customers. The progress of the performance obligation is determined based on the surveys of work performed by the Company's engineers.

Revenues from sale of goods is recognized at a point in time when control over the goods is transferred.

Financial Instruments

1. Determination of business models for financial instruments. The Group determines its business model at the level that best reflects how it manages groupings of financial assets to achieve its business objective. The Group's business model is not assessed on an instrument-by-instrument basis, but at a higher level of aggregated portfolios and is based on observable factors such as:

a. How the performance of the business model and the financial assets held within that business model are evaluated and reported to the entity's key management personnel;
b. The risks that affect the performance of the business model (and the financial assets held within that business model) and, in particular, the way those risks are managed; and
c. The expected frequency, value and timing of sales are also important aspects of the Group's assessment.

The business model assessment is based on reasonably expected scenarios without taking "worst case" or "stress case" scenarios into account. If cash flows after initial recognition are realized in a way that is different from the Group's original expectations, the Group does not change the classification of the remaining financial assets held in that business model but incorporates such information when assessing newly originated or newly purchased financial assets going forward.

2. Definition of default and credit-impaired financial assets. The Group defines a financial instrument as in default, which is fully aligned with the definition of credit-impaired, when it meets one or more of the following criteria:

a. Quantitative criteria

- Installment contracts receivable
  - For individual customers - upon issuance of Final Notice of Cancellation (FNOC) when monthly payments are 120 days past due.
  - For corporate customers - when monthly payments are 30 days past due, and upon issuance of FNOC.

b. Qualitative criteria

The customer meets unlikeliness to pay criteria, which indicates the customer is in significant financial difficulty. These are instances where:

- The customer is experiencing financial difficulty or is insolvent
- The customer is in breach of financial covenant(s)
- An active market for that financial assets has disappeared because of financial difficulties
- Concessions have been granted by the Group, for economic or contractual reasons relating to the customer's financial difficulty
- It is becoming probable that the customer will enter bankruptcy or other financial reorganization

The criteria above have been applied to the financial instruments held by the Group and are consistent with the definition of default used for internal credit risk management purposes. The default definition has been applied consistently to model the Probability of Default (PD), Loss Given Default (LGD) and Exposure at

Default (EAD) throughout the Group's expected loss calculation.

3. *Significant increase in credit risk.* The criteria for determining whether credit risk has increased significantly vary by portfolio and include quantitative changes in PDs and qualitative factors.

   The Group's cash and cash equivalents and trade receivable are graded in the top investment category by globally recognized credit rating agencies such as S&P, Moody's and Fitch and, therefore, are considered to be low credit risk investments. It is the Group's policy to measure ECLs on such instruments on a 12-month basis. However, when there has been a significant increase in credit risk since origination, the allowance will be based on the lifetime ECL. The Group uses the ratings from these credit rating agencies both to determine whether the debt instrument has significantly increased in credit risk and to estimate ECLs.

   Using its expert credit judgment and, where possible, relevant historical experience, the Group may determine that an exposure has undergone a significant increase in credit risk based on particular qualitative indicators that it considers are indicative of such and whose effect may not other otherwise be fully reflected in its quantitative analysis on a timely basis.

   The Group monitors the effectiveness of the criteria used to identify significant increases in credit risk by regular reviews to confirm that:

   a. the criteria are capable of identifying significant increase in credit risk before an exposure is in default;
   b. the criteria do not align with the point in time when an asset falls below an investment grade; and
   c. there is no unwarranted volatility in loss allowance from transfers between 12-month PD (stage 1) and lifetime PD (stage 2).

Applicability of PFRS 16, Leases on First Gen Group's PPAs and PSA. First Gen group has existing PPAs and PSA with customers (see Note 31). First Gen group evaluated its PPAs and PSA applying the requirements of PFRS 16. Management concluded that the arrangements do not contain a lease as the arrangements do not convey to the customers the right to control the use of the identified assets.

Applicability of IFRIC 12, Service Concession Arrangements on the GRESCs, WESCs and Solar Energy Service Contract (SESCs). An arrangement would fall under IFRIC 12 if the two (2) conditions below are met:

a. the grantor controls or regulates the services that the operator must provide using the infrastructure, to whom it must provide them, and at what price; and
b. the grantor controls any significant residual interest in the property at the end of the concession term through ownership, beneficial entitlement or otherwise.

Based on management's judgment, the GRESCs, WESCs, and SESCs entered into by EDC are outside the scope of IFRIC 12 since EDC controls the significant residual interest in the properties (i.e., the estimated useful lives of the asset cession periods) at the end of the concession term through ownership.

Deferred Revenue on Stored Energy. Under EDC's addendum agreements with NPC, EDC has a commitment to NPC with respect to certain volume of stored energy that NPC may lift for a specified period, provided that EDC is able to generate such energy over and above the nominated energy for each given year in accordance with the related PPAs. EDC has made a judgment based on historical information that the probability of future liftings by NPC from the stored energy is not probable and accordingly, has not deferred any portion of the collected revenues. The stored energy commitments are, however, disclosed in Note 31 to the consolidated financial statements.

Transfers of Investment Properties. The Group has made transfers to (or from) investment properties after determining that there is a change in use, evidenced by ending of owner-occupation or commencement of an operating lease to another party. Transfers are made from investment properties when, and only when, there is a change in use, evidenced by commencement of owner- occupation or commencement of development with a view to sale. These transfers are recorded using the carrying amount of the investment properties at the date of change in use.

Transfers of Property and Equipment. The Group has made transfers to real estate inventories and investment properties after determining that there is a change in use, evidenced by ending of owner-occupation. Transfers are made from property and equipment when, and only when, there is a change in use, evidenced by commencement of an operating lease to another party or commencement of development with a view to sale. These transfers are recorded using the carrying amount of the property and equipment at the date of change in use.

Estimates

The key assumptions concerning the future and other key sources of estimation uncertainty at the financial reporting date, that have a significant risk of causing a material adjustment to the carrying amounts of assets and liabilities within the next financial year, are described below. The Group based its assumptions and estimates on parameters available when the consolidated financial statements were prepared. Existing circumstances and assumptions about future developments, however, may change due to market changes or circumstances arising beyond the control of the Group. Such changes are reflected in the assumptions when they occur.

Recoverability of Goodwill. As at December 31, 2025 and 2024, the Group's goodwill is allocated to the following CGUs (see Note 14):

Entity	CGU	**2025**	2024
Red Vulcan	EDC and subsidiaries	**₱45,218**	₱45,218
GCGI	Palinpinon and Tongonan power plant complex	**2,242**	2,242
FG Hydro	Pantabangan - Masiway hydroelectric plants	**293**	293
MSA-PH	MSA	**178**	178
IBSI	IBSI	**21**	21
AEI	AEI	**5**	5
FGHC	Sta. Rita power plant complex	**–**	526
		₱47,957	₱48,483

Goodwill pertains to the business synergies achieved when the CGUs are acquired. Goodwill is tested for recoverability annually as at December 31 for Red Vulcan, FGHC, FG Hydro, MSA, IBSI and AEI, and September 30 for GCGI, or more frequently, if events or changes in circumstances indicate that the carrying value may be impaired.

This requires an estimation of the value-in-use of the CGUs to which goodwill is allocated. Estimating value-in-use requires the Group to estimate the expected future cash flows from the CGUs and discounts such cash flows using weighted average cost of capital to calculate the present value of those future cash flows. With regards to the assessment of value-in-use, management believes that no reasonably possible change in any of the key assumptions would result to a materially different calculation.

The recoverable amounts have been determined based on value-in-use calculation using cash flow projections based on financial budgets approved by senior management covering the remaining term of the existing agreements. The pre-tax discount rates applied in cash flow projections and the growth rates used to extrapolate the cash flows beyond the remaining term of the existing agreements in 2025 and 2024 are summarized as follows:

	2025		2024	
Entity	**Pre-tax Discount Rates**	**Growth Rates**	Pre-tax Discount Rates	Growth Rates
Red Vulcan	**8.3%**	**3.4%**	9.3%	3.5%
GCGI	**8.0%**	**4.2%**	10.3%	5.6%
FG Hydro	**10.1%**	**1.1%**	10.6%	1.1%
FGHC	**–**	**–**	16.5%	2.6%

Following are the key assumptions used:

- Budgeted Gross Margins
  The basis used to determine the value assigned to the budgeted gross margins is the average gross margins achieved in the year immediately before the budgeted year, increased for expected efficiency improvements.

- Discount Rates
  Discount rates reflect the current market assessment of the risk specific to each CGU. The discount rate is based on the average percentage of First Gen group's weighted average cost of capital. This rate is further adjusted to reflect the market assessment of any risk specific to the CGU for which future estimates of cash flows have not been adjusted.

- Growth Rates
  Cash flows beyond the remaining term are extrapolated using a determined constant growth rate to arrive at the terminal value of each CGU.

In 2023, the Group recognized provision for impairment loss on goodwill amounting to ₱86 million arising from EDC's acquisition of the Hot Rock entities. No similar impairment loss was recognized in 2025 and 2024. The carrying values of goodwill as at December 31, 2025 and 2024 amounted to ₱47,957 million and ₱48,483 million, respectively (see Note 14).

Recoverability of Exploration and Evaluation Assets. Exploration and evaluation costs are recognized as assets in accordance with PFRS 6, *Exploration for and Evaluation of Mineral Resources*. Capitalization of these costs is based, to a certain extent, on management's judgment of the degree to which the expenditure may be associated with finding specific geothermal reserve.

The application of the Group's accounting policy for exploration and evaluation assets requires judgment and estimates in determining whether it is likely that the future economic benefits are certain, which may be based on assumptions about future events or circumstances. Estimates and assumptions may change if new information becomes available. If, after the exploration and evaluation assets are capitalized, information becomes available suggesting that the recovery of expenditure is unlikely, the amount capitalized is written-off in the consolidated statement of income in the period when the new information becomes available.

The Group reviews the carrying values of its exploration and evaluation assets whenever events or changes in circumstances indicate that their carrying values may exceed their estimated net recoverable amounts. An impairment loss is recognized when the carrying values of these assets are not recoverable and exceeds their fair value.

The factors that the Group considers important which could trigger an impairment review of exploration and evaluation assets include the following:

- the period for which the Group has the right to explore in the specific area has expired during the period or will expire in the near future, and is not expected to be renewed;
- substantive expenditure on further exploration for and evaluation of geothermal reserve in the specific area is neither budgeted nor planned;
- exploration for and evaluation of geothermal reserve in the specific area have not led to the discovery of commercially viable geothermal reserve and the Group decided to discontinue such activities in the specific area; and
- sufficient data exist to indicate that, although a development in the specific area is likely to proceed, the carrying amount of the exploration and evaluation asset is unlikely to be recovered in full from successful development or by sale.

The Group determines impairment of projects based on the technical assessment of its resident scientists in various disciplines or based on management's decision not to pursue any further commercial development of its exploration projects.

In 2023, the Group recognized provision for impairment loss of exploration and evaluation cost amounting to ₱8 million. No provision for impairment of exploration and evaluation assets was recognized in 2025 and 2024.

As at December 31, 2025 and 2024, the carrying amount of capitalized exploration and evaluation costs amounted to ₱4,189 million and ₱2,650 million, respectively (see Note 15).

Revenue Recognition Method and Measure of Progress. The Group's revenue recognition policies require management to make use of estimates and assumptions that may affect the reported amounts of real estate revenue. This is generally driven by the buyer's commitment to pay and percentage of completion.

The Group's revenue from sale of real estate is recognized using the percentage-of-completion method. This is measured principally on the basis of the estimated completion of a physical proportion of the contract work.

The Group has set a certain percentage of collection over the total selling price in demonstrating the buyer's commitment to pay. The percentage is representative of the buyer's substantial investment (buyer's equity) that gives the buyer a stake in the project sufficient that the risk of loss through default motivates the buyer to honor its obligation to the Group.

Revenue from sale of real estate recognized over time amounted to ₱15,277 million, ₱14,578 million and ₱11,949 million in 2025, 2024 and 2023, respectively (see Note 21).

Legal Contingencies and Regulatory Assessments. As discussed in Note 32, several companies within the Group are involved in legal proceedings and regulatory assessments for national taxes. The estimation of the potential liability resulting from these tax assessments requires significant judgment by management. The inherent uncertainty over the outcome of these tax matters is brought about by the differences in the interpretation and application of the laws and tax rulings.

The Group, in consultation with its external and internal legal and tax counsels, believe that its position on these assessments is consistent with relevant laws and believe that these proceedings will not have a material adverse effect on the consolidated financial statements. However, it is possible that future results of operations could be materially affected by changes in the estimates or the effectiveness of management's strategies relating to these proceedings. As at December 31, 2025 and 2024, management has developed an estimate of the probable cash outflow to settle these assessments and has recognized provision for these liabilities.

As allowed by PAS 37 no further disclosures were provided as this might prejudice the Group's position on this matter.

Measurement of ECL. ECLs are derived from unbiased and probability-weighted estimates of expected loss, and are measured as follows:

- *Financial assets that are not credit-impaired at the reporting date:* as the present value of all cash shortfalls over the expected life of the financial asset discounted by the EIR. The cash shortfall is the difference between the cash flows due to the Group in accordance with the contract and the cash flows that the Group expects to receive.

- *Financial assets that are credit-impaired at the reporting date:* as the difference between the gross carrying amount and the present value of estimated future cash flows discounted by the EIR.

Except for installment contracts receivable, the Group uses low credit risk operational simplification to identify whether the credit risk of financial assets has significantly increased.

- *Inputs, assumptions and estimation techniques.* The ECL is measured on either a 12-month or lifetime basis depending on whether a significant increase in credit risk has occurred since initial recognition or whether an asset is considered to be credit-impaired. ECL is the discounted product of the PD, LGD, and EAD, defined as follows:

- *PD*

  The PD represents the likelihood of a customer defaulting on its financial obligation, either over the next 12 months, or over the remaining life of the obligation. PD estimates are estimates at a certain date, which are calculated based on statistical rating models, and assessed using rating tools tailored to the various categories of counterparties and exposures. These statistical models are based on internally compiled data comprising both quantitative and qualitative factors. Where it is available, market data may also be used to derive the PD for large corporate counterparties. If a counterparty or exposure migrates between rating classes, then this will lead to a change in the estimate of the associated PD. PDs are estimated considering the contractual maturities of exposures and estimated prepayment rates.

  The 12-month and lifetime PD represent the expected point-in-time probability of a default over the next 12 months and remaining lifetime of the financial instrument, respectively, based on conditions existing at the financial reporting date and future economic conditions that affect credit risk.

- *LGD*

  LGD represents the Group's expectation of the extent of loss on a defaulted exposure, taking into account the mitigating effect of collateral, its expected value when realized and the time value of money. LGD varies by type of counterparty, type of seniority of claim and availability of collateral or other credit support. LGD is expressed as a percentage loss per unit of EAD. LGD is calculated on a 12-month or lifetime basis, where 12-month LGD is the percentage of loss expected to be made if the default occurs in the next 12 months and lifetime LGD is the percentage of loss expected to be made if the default occurs over the remaining expected lifetime of the loan.

- *EAD*

  EAD is based on the amounts the Group expects to be owed at the time of default, over the next 12 months or over the remaining lifetime. For example, for a revolving commitment, the Group includes the current drawn balance plus any further amount that is expected to be drawn up to the current contractual limit by the time of default, should it occur.

  The ECL is determined by projecting the PD, LGD, and EAD for each future month and for each individual exposure or collective segment. These three components are multiplied together and adjusted for the likelihood of survival (i.e. the exposure has not prepaid or defaulted in an earlier month). This effectively calculates an ECL for each future month, which is then discounted back to the reporting date and summed. The discount rate used in the ECL calculation is the original effective interest rate or the customer's borrowing rates.

  The lifetime PD is developed by applying a maturity profile to the current 12-month PD. The maturity profile looks at how defaults develop on a portfolio from the point of initial recognition throughout the lifetime of the loans. The maturity profile is based on historical observed data and is assumed to be the same across all assets within a portfolio. This is supported by historical analysis.

  The 12-month and lifetime EADs are determined based on the contractual repayments owed by the customer. Early repayment/refinance assumptions, when allowed, are also incorporated into the calculation.

  The 12-month and lifetime LGDs are determined based on the factors which impact the recoveries made post default. These vary by project and by completion status.

- *General approach for cash and cash equivalents and short-term investments.* The Group recognizes a loss allowance based on either 12-month ECLs or lifetime ECLs, depending on whether there has been a significant increase in credit risk on the financial instrument since initial recognition. The changes in the loss allowance balance are recognized in the consolidated statement of income as an impairment gain or loss. The Group uses external credit rating approach to calculate ECL for cash and cash equivalents, accounts receivable and receivable from ultimate parent. This approach leverages on available market data (i.e., S&P and Moody's and Fitch credit ratings for default rates). S&P, Moody's, Fitch and Reuters are reliable market

data sources that provide default and recovery rate data. These information are widely used by investors and stakeholders in decision-making in terms of investment, credit activities, etc.

- *Simplified approach for installment contract receivables and contract assets*. The Group, particularly Rockwell Land, uses vintage analysis to calculate ECLs for installment contracts receivable. The PD rates using vintage analysis are based on default counts of contract issuances in a given period for groupings of various customer segments that have similar loss patterns (i.e., individual, and corporate).

  The vintage analysis is initially based on the Group's historical observed default rates. The Group will calibrate the matrices to adjust the historical credit loss experience with forward-looking information. For instance, if forecast economic conditions (i.e., Consumer Price Index [CPI]) are expected to deteriorate over the next year which can lead to an increased number of defaults in the real estate sector, the historical default rates are adjusted. At every financial reporting date, the historical observed default rates are updated and changes in the forward-looking estimates are analyzed.

  The assessment of the relationship between historical observed default rates, forecast economic conditions and ECLs is a significant estimate. The amount of ECLs is sensitive to changes in circumstances and of forecast economic conditions. The Group's historical credit loss experience and forecast of economic conditions may also not be representative of customer's actual default in the future.

  There have been no significant changes in estimation techniques or significant assumptions made during the reporting period.

- *Incorporation of forward-looking information*. The Group incorporates forward-looking information into both its assessment of whether the credit risk of an instrument has increased significantly since its initial recognition and its measurement of ECL.

  The Group considers a range of relevant forward-looking macro-economic assumptions for the determination of unbiased general industry adjustments and any related specific industry adjustments that support the calculation of ECLs. Based on the Group's evaluation and assessment and after taking into consideration external actual and forecast information, the Group formulates a "base case" view of the future direction of relevant economic variables as well as a representative range of other possible forecast scenarios. This process involves developing two or more additional economic scenarios and considering the relative probabilities of each outcome. External information includes economic data and forecasts published by governmental bodies, monetary authorities and selected private-sector and academic institutions.

  The base case represents a most-likely outcome and is aligned with information used by the Group for other purposes such as strategic planning and budgeting. The other scenarios represent more optimistic and more pessimistic outcomes. Periodically, the Group carries out stress testing of more extreme shocks to calibrate its determination of these other representative scenarios.

  The Group has identified and documented key drivers of credit risk and credit losses of each portfolio of financial instruments and, using an analysis of historical data, has estimated relationships between macro-economic variables and credit risk and credit losses.

  Predicted relationship between the key indicators and default and loss rates on various portfolios of financial assets have been developed based on analyzing historical data over the past one year and three months. The methodologies and assumptions including any forecasts of future economic conditions are reviewed regularly.

  The Group has not identified any uncertain event that it has assessed to be relevant to the risk of default occurring but where it is not able to estimate the impact on ECL due to lack of reasonable and supportable information.

- *Grouping of instruments for losses measured on collective basis.* For ECL provisions modelled on a collective basis, a grouping of exposures is performed on the basis of shared risk characteristics, such that risk exposures within a group are homogenous. In performing this grouping, there must be sufficient information for the Group to be statistically credible. Where sufficient information is not available internally, the Group has considered benchmarking internal/external supplementary data to use for modelling purposes.

The Group grouped its installment contracts receivable for collective measurement into (i) individuals and (ii) corporate customers. No impairment losses were recognized for installment contracts receivable, recognized as trade receivables, in 2025 and 2024.

Exposures that have not deteriorated significantly since origination, or where the deterioration remains within the Group's investment grade criteria are considered to have a low credit risk. The provision for credit losses for these financial assets is based on a 12-month ECL. The low credit risk exemption has been applied on debt investments that meet the investment grade criteria of the Group in accordance with externally available ratings.

The total amount of provision for ECL recognized amounted to ₱220 million in 2025, ₱413 million in 2024 and ₱246 million in 2023 (see Notes 7 and 22). The aggregate carrying amount of the Group's trade and other receivables amounted to ₱15,175 million and ₱36,544 million as at December 31, 2025 and 2024, respectively (see Note 7). The aggregate carrying amount of the Group's contract assets amounted to ₱20,048 million and ₱16,481 million as at December 31, 2025 and 2024, respectively (see Note 7).

Estimation of Asset Retirement and Preservation Obligations. The asset retirement and preservation obligations of the Group require assumptions and estimates in relation to the expected cost to rehabilitate and restore sites and infrastructure when such obligation exists. Such cost estimates are discounted using pre-tax rates which management assessed as reflective of current market assessments of the time value of money and the risks specific to the liability. Each year, the provision is increased to reflect the accretion of discount and to accrue an estimate for the effects of inflation.

These pertain to the following subsidiaries:

- FGP, FGPC, FNPC, FG Bukidnon and Prime Meridian

  Under their respective ECCs issued by the Department of Environment and Natural Resources (DENR), FGP, FGPC, FNPC and Prime Meridian have legal obligations to dismantle their power plant assets at the end of their useful lives. FG Bukidnon, on the other hand, has a contractual obligation under the lease agreement with Hydropower Service Contract (HSC) to dismantle its power plant assets at the end of the useful lives. The asset retirement obligations recognized represent the best estimate of the expenditures required to dismantle the power plants at the end of their useful lives. Such cost estimates are discounted using a pre-tax rate that reflects the current market assessment of the time value of money and the risks specific to the liability. Each year, the asset retirement obligations are increased to reflect the accretion of discount and to accrue an estimate for the effects of inflation, with the charges being recognized under the "Finance costs" account in the consolidated statement of income. While it is believed that the assumptions used in the estimation of such costs are reasonable, significant changes in these assumptions may materially affect the recorded expense or obligations in future years.

  In 2009, with the conversion of its Geothermal Service Contracts (GSCs) to GRESCs, EDC has made a judgment that the GRESCs are subject to the provision for restoration costs. Similarly, under the WESC, EBWPC has made a judgment that it is responsible for the removal and the disposal of all materials, equipment and facilities installed in the contract area used for the wind energy project. In determining the amount of provisions for rehabilitation and restoration costs, assumptions and estimates are required in relation to the expected cost to rehabilitate and restore sites and infrastructure when such obligation exists (see Note 31).

  First Gen group, in particular, adjusted its asset retirement obligation and recognized additions to (reduction in) asset retirement obligations amounting to (₱11 million) and ₱69 million in 2025 and 2024, respectively. The revisions in estimate were mainly attributable to changes in estimated cash flows and discount rates (see Notes 12 and 19).

- FPIC
  The APO of FPIC represents the best estimate of the expenditures required to preserve the assets similar with the requirement of asset retirement obligation. Asset retirement and preservation obligations amounted to ₱745 million as at December 31, 2025 and 2024 (see Note 19).

The Group's asset retirement and preservation obligations amounted to ₱2,616 million and ₱4,027 million as at December 31, 2025 and 2024, respectively (see Note 19).

Determination of Fair Value of Financial Instruments. The Group carries certain financial assets and liabilities at fair value, which requires extensive use of accounting estimates and judgment. While significant components of fair value measurement were determined using verifiable objective evidence (i.e., foreign exchange rates, interest rates and volatility rates), the amount of changes in fair value would differ if the Group utilized different valuation methodologies and assumptions. Any changes in fair value of these financial assets and liabilities would affect the consolidated statement of income and the consolidated statement of changes in equity (see Note 30).

Where the fair values of certain financial assets and financial liabilities recorded in the consolidated statement of financial position cannot be derived from active markets, they are determined using internal valuation techniques using generally accepted market valuation models. The inputs to these models are taken from observable markets where possible, but where this is not feasible, estimates are used in establishing fair values. Judgments include considerations of liquidity and model inputs such as correlation and volatility for longer dated derivatives.

Fair values of the Group's financial instruments are presented in Note 30 of the consolidated financial statements.

Estimation of Liability from Shortfall Generation. EDC's PPA for Mindanao II provides a minimum offtake energy which EDC shall meet each contract year. The contract year for the Mindanao II PPA is for fiscal period ending December 25 (see Note 31). Assessment is made at every financial reporting date whether the nominated capacity or minimum offtake energy would be met based on management's projection of electricity generation covering the entire contract year. If the occurrence of shortfall generation is determined to be probable, the amount of estimated reimbursement to NPC is accounted for as a reduction to revenue for the period and a corresponding liability to NPC is recognized. As at December 31, 2025 and 2024, EDC's estimated liability arising from shortfall generation amounted to ₱1,052 million and ₱1,434 million, respectively, are shown as part of "Trade payables and other current liabilities" account (see Note 17).

Moreover, the amount of estimations relating to the shortfall generation under the PPA may be subsequently adjusted depending on the subsequent reconciliation by the Technical or Steering Committee established in accordance with the PPA in view of the parties' responsibilities in connection with the consequences of typhoons and similar events. As at March 26, 2026, the reconciliation with NPC for certain contract years is still ongoing.

Impairment of Non-financial Assets (e.g., Investments in Associates and Joint Ventures, Property, Plant and Equipment, Investment Properties, Intangible Assets (Excluding Goodwill), Prepaid Major Spare Parts and Input VAT Claims/Tax Credits). The Group assesses impairment of non-financial assets whenever events or changes in circumstances indicate that the carrying amount of an asset may not be recoverable. The factors that the Group consider important, which could trigger an impairment review include the following:

- significant under-performance relative to expected historical or projected future operating results;
- significant changes in the manner of use of the acquired assets or the strategy for overall business; and
- significant negative industry and economic trends.

The Group assesses whether there are any indicators of impairment for all non-financial assets at each financial reporting date. The Group recognizes an impairment loss whenever the carrying amount of an asset exceeds its recoverable amount. The recoverable amount is computed using the value in use approach. Recoverable amount is estimated for an individual asset or, if it is not possible, for the cash-generating unit to which the asset belongs. In the case of input VAT recorded as "Prepaid expenses" under "Other noncurrent assets" account, where the collection of tax claims is uncertain, the Group provides an allowance for impairment based on the assessment of management and the Group's legal counsel. Total allowance for non-recoverability of input VAT amounted to ₱1,954 million and ₱1,796 million as at December 31, 2025 and 2024, respectively (see Note 15).

The carrying amounts of the non-financial assets as at December 31, 2025 and 2024 are as follows:

	2025	2024
		(In Millions)
Property, plant and equipment (Note 12)	**₱169,244**	₱193,357
Investment properties (Note 13)	**63,774**	23,415
Investments in associates (Note 10)	**29,481**	23
Intangible assets on acquired O&M Agreements (Note 14)	**17,999**	18,341
Input VAT (Notes 9 and 15)	**7,812**	11,053
Prepaid expenses (Notes 9 and 15)	**7,096**	5,849
Investments in joint ventures (Note 10)	**6,566**	6,379
Advances to landowners (Note 15)	**3,549**	3,771
Advances to contractors and suppliers (Notes 9 and 15)	**5,052**	4,867
Right-of-use assets (Notes 15, 27 and 31)	**3,070**	11,538
CWTs (Notes 9 and 15)	**2,618**	2,049
Water rights (Note 14)	**565**	662
TCCs (Note 9)	**324**	208
Other intangible assets (Note 14)	**147**	129
Prepaid major spare parts (Note 15)	**–**	3,539
Right-to-use transmission line (Note 14)	**–**	5
	₱317,297	₱285,185

Estimation of Retirement Benefit Liabilities. The cost of defined benefit retirement plans and other post-employment medical and life insurance benefits are determined using the projected unit credit method of actuarial valuation. An actuarial valuation involves making assumptions. These include the determination of the discount rates, future salary increases and medical trend rates, future salary increases, mortality and disability rates and employee turnover rates. While the assumptions are reasonable and appropriate, significant differences in the Group's actual experience or significant changes in the assumptions may materially affect the retirement benefit obligation. Due to the long- term nature of these plans, such estimates are subject to significant uncertainty.

The assumed discount rates were determined using the market yields on Philippine government bonds with terms consistent with the expected employee benefit payout as at financial reporting date. The details of the assumptions used in the calculation and the information on net retirement benefit liabilities are discussed and presented in Note 24.

Recognition of Deferred Tax Assets. The carrying amounts of deferred tax assets at each financial reporting date are reviewed and reduced to the extent that there is no longer sufficient future taxable income available to allow all or part of the deferred tax assets to be utilized. The Group's assessment of the recognition of deferred tax assets on deductible temporary differences, carryforward benefits of MCIT and unused NOLCO is based on the forecasted taxable income of the following reporting periods. This forecast is based on the Group's past results and future expectations on revenues and expenses.

As at December 31, 2025 and 2024, the amount of gross deferred tax assets recognized in the consolidated statements of financial position amounted to ₱2,397 million and ₱6,591 million, respectively (see Note 25). Deductible temporary differences and carryforward benefits of NOLCO and MCIT for which no deferred tax asset has been recognized as at December 31, 2025 and 2024 amounted to ₱22,777 million and ₱22,432 million, respectively (see Note 25).

4. Operating Segment Information

Operating segments are components of the Group (a) that engage in business activities from which they may earn revenues and incur expenses; (b) with operating results which are regularly reviewed by the Group's CODM to make decisions about how resources are to be allocated to the segment and assess their performances; and (c) for which discrete financial information is available.

The Group's operating businesses are organized and managed separately according to the nature of the products and services, with each segment representing a strategic business unit that offers different products and serves different markets.

The Group's identified operating segments, consistent with the segments reported to the CODM of the Group are as follows:

- Power generation - power generation subsidiaries under First Gen
- Real estate development - residential and commercial real estate development and leasing of Rockwell Land and sale of industrial lots and leasing of ready-built factories by FPIP and FITI
- Energy Solutions - Pi Energy, FPIEC and FPI
- Construction and other services - construction, geothermal well drilling, oil transporting, healthcare product services, education, investment holdings, financing and others

Except for the recurring net income (RNI), the segment information disclosed below are based on PFRS Accounting Standards.

Management monitors the operating results of its business units separately for the purpose of making decisions about resource allocation and performance assessment.

Segment revenue, segment expenses and segment performance include transfers between business segments. Such transfers are eliminated in consolidation.

The operations of these business segments are substantially in the Philippines. First Gen's revenues are substantially generated from its PSAs with various contestable customers, spot market sales, ancillary services, and sales under the Feed-in-Tariff (FIT) regime; while close to nil in 2025, 3.1% in 2024, and 2.7% in 2023 of EDC's total revenues are derived from its then existing long-term PPAs with NPC. FPI's revenues are substantially generated from its sale of transformer equipment to Meralco.

Statements of Income

	2025					
	Power Generation	Real Estate Development	Energy Solutions	Construction and Other Services	Eliminations	Consolidated
	(in Millions)					
Revenues:						
External sales	**₱51,794**	**₱20,312**	**₱5,237**	**₱7,376**	**₱–**	**₱84,719**
Inter-segment sales	**297**	**–**	**–**	**9,364**	**(9,661)**	**–**
Equity in net earnings of associates and joint ventures	**609**	**420**	**–**	**17,008**	**(17,032)**	**1,005**
Total revenues	**52,700**	**20,732**	**5,237**	**33,748**	**(26,693)**	**85,724**
Costs and expenses	**(33,646)**	**(12,542)**	**(3,694)**	**(15,916)**	**8,421**	**(57,377)**
Depreciation and amortization	**(9,725)**	**(1,305)**	**(103)**	**(1,186)**	**885**	**(11,434)**
Finance costs	**(6,443)**	**(2,106)**	**(45)**	**(906)**	**66**	**(9,434)**
Finance income	**996**	**449**	**16**	**279**	**–**	**1,740**
Foreign exchange gains (losses) - net	**65**	**(33)**	**12**	**10**	**–**	**54**
Other income - net	**10,498**	**1,833**	**57**	**1,785**	**(491)**	**13,682**
Income before income tax	**14,445**	**7,028**	**1,480**	**17,814**	**(17,812)**	**22,955**
Provision for income tax	**971**	**1,468**	**268**	**314**	**(82)**	**2,939**
Net income from continuing operations	**13,474**	**5,560**	**1,212**	**17,500**	**(17,730)**	**20,016**
Net income from discontinued operations	**11,650**	**–**	**–**	**–**	**–**	**11,650**
Consolidated net income	**₱25,124**	**₱5,560**	**₱1,212**	**₱17,500**	**(₱17,730)**	**₱31,666**

	2024 (As restated, Note 5)					
	Power Generation	Real Estate Development	Energy Solutions	Construction and Other Services	Eliminations	Consolidated
	(in Millions)					
Revenues:						
External sales	₱48,854	₱19,132	₱5,663	₱4,978	₱–	₱78,627
Inter-segment sales	–	–	–	11,212	(11,212)	–
Equity in net earnings of associates and joint ventures	(26)	381	–	14,982	(15,034)	303
Total revenues	48,828	19,513	5,663	31,172	(26,246)	78,930
Costs and expenses	(29,190)	(13,016)	(4,182)	(15,012)	10,653	(50,747)
Depreciation and amortization	(5,498)	(1,148)	(105)	(1,158)	317	(7,592)
Finance costs	(5,063)	(1,869)	(47)	(964)	–	(7,943)
Finance income	1,320	534	45	110	–	2,009
Foreign exchange gains (losses) - net	820	(13)	47	64	–	918
Other income - net	(222)	1,582	12	2,003	(673)	2,702
Income before income tax	10,995	5,583	1,433	16,215	(15,949)	18,277
Provision for income tax	1,322	1,257	275	364	(94)	3,124
Net income from continuing operations	9,673	4,326	1,158	15,851	(15,855)	15,153
Net income from discontinued operations	9,592	–	–	–	–	9,592
Consolidated net income	₱19,265	₱4,326	₱1,158	₱15,851	(₱15,855)	₱24,745

	2023 (As restated, Note 5)					
	Power Generation	Real Estate Development	Energy Solutions	Construction and Other Services	Eliminations	Consolidated
	(in Millions)					
Revenues:						
External sales	₱47,716	₱16,184	₱5,368	₱5,709	₱–	₱74,977
Inter-segment sales	–	–	–	4,838	(4,838)	–
Equity in net earnings of associates and joint ventures	(28)	464	–	15,361	(15,441)	356
Total revenues	47,688	16,648	5,368	25,908	(20,279)	75,333
Costs and expenses	(25,436)	(12,383)	(4,067)	(10,644)	4,690	(47,840)
Depreciation and amortization	(5,444)	(994)	(68)	(929)	277	(7,158)
Finance costs	(3,693)	(1,700)	(27)	(853)	–	(6,273)
Finance income	1,618	2,054	40	143	–	3,855
Foreign exchange gains (losses) - net	(75)	(4)	(10)	(12)	–	(101)
Other income - net	1,130	919	11	1,839	(689)	3,210
Income before income tax	15,788	4,540	1,247	15,452	(16,001)	21,026
Provision for income tax	1,670	913	232	91	(56)	2,850
Net income from continuing operations	14,118	3,627	1,015	15,361	(15,945)	18,176
Net income from discontinued operations	10,880	–	–	–	–	10,880
Consolidated net income	₱24,998	₱3,627	₱1,015	₱15,361	(₱15,945)	₱29,056

Group and segment performance are evaluated based on net income and RNI. Net income is measured consistently with net income in the consolidated statements of income, while RNI is measured as net income attributable to equity holders of the parent adjusted for the Parent Company's share in gains or losses arising from unrealized foreign exchange translations, mark-to-market restatements, asset impairment or recovery, and other nonrecurring transactions.

The following table shows the computation of RNI:

	2025	2024	2023
		(in Millions)	
Net income attributable to equity holders of the Parent	**₱19,805**	₱14,316	₱15,066
Add (deduct) share of equity holders of the Parent in nonrecurring items:			
Gain on sale of investment - net	**(4,114)**	–	–
Gain on bargain purchase and remeasurement	**(585)**	(199)	–
Foreign exchange loss (gain) - net	**205**	(297)	(5)
Gain on lease liability from dispute settlement	**(159)**	–	–
Debt issuance cost written off	**106**	–	–
Movement in deferred income tax	**(91)**	84	(151)
Proceeds from insurance claims	**(57)**	(120)	(1,253)
Provisions for asset impairment	**–**	–	93
Other nonrecurring transactions	**(45)**	(29)	51
	₱15,065	₱13,755	₱13,801

Other financial information of the business segments are as follows:

Statements of Financial Position

	As at December 31, 2025					
	Power Generation	**Real Estate Development**	**Energy Solutions**	**Construction and Other Services**	**Eliminations**	**Consolidated**
			(in Millions)			
Current assets	**₱101,015**	**₱54,891**	**₱3,510**	**₱19,400**	**(₱3,989)**	**₱174,827**
Noncurrent assets	**280,740**	**86,818**	**1,360**	**213,243**	**(175,562)**	**406,599**
Total assets	**₱381,755**	**₱141,709**	**₱4,870**	**₱232,643**	**(₱179,551)**	**₱581,426**
Current liabilities	**₱40,129**	**₱31,085**	**₱1,813**	**₱11,057**	**(₱4,211)**	**₱79,873**
Noncurrent liabilities	**114,896**	**56,024**	**736**	**15,770**	**(1,256)**	**186,170**
Total liabilities	**155,025**	**₱87,109**	**₱2,549**	**₱26,827**	**(₱5,467)**	**₱266,043**
Other disclosures:						
Investments in associates and joint ventures	**₱30,955**	**₱5,228**	**₱31**	**₱39**	**₱–**	**₱36,253**
Goodwill and intangible assets	**66,456**	**–**	**–**	**14**	**198**	**66,668**
Additions to:						
Property, plant and equipment	**23,533**	**3,313**	**290**	**449**	**(734)**	**26,851**
Investment properties	**–**	**2,733**	**–**	**845**	**–**	**3,578**
Exploration and evaluation assets	**1,667**	**–**	**–**	**–**	**–**	**1,667**

	As at December 31, 2024					
	Power Generation	Real Estate Development	Energy Solutions	Construction and Other Services	Eliminations	Consolidated
			(in Millions)			
Current assets	₱91,724	₱51,752	₱4,002	₱19,611	(₱3,704)	₱163,385
Noncurrent assets	289,747	39,354	2,108	198,790	(166,446)	363,553
Total assets	₱381,471	₱91,106	₱6,110	₱218,401	(₱170,150)	₱526,938
Current liabilities	₱63,218	₱16,964	₱3,023	₱16,368	(₱5,141)	₱94,432
Noncurrent liabilities	118,739	32,700	526	12,825	(3,256)	161,534
Total liabilities	₱181,957	₱49,664	₱3,549	₱29,193	(₱8,397)	₱255,966
Other disclosures:						
Investments in associates and joint ventures	₱1,142	₱5,175	₱32	₱53	₱–	₱6,402
Goodwill and intangible assets	67,422	–	–	–	198	67,620
Additions to:						
Property, plant and equipment	40,754	888	208	3,545	(842)	44,553
Investment properties	–	1,682	–	194	–	1,876
Exploration and evaluation assets	493	–	–	–	–	493

	As at December 31, 2023					
	Power Generation	Real Estate Development	Energy Solutions	Construction and Other Services	Eliminations	Consolidated
			(in Millions)			
Current assets	₱103,683	₱48,798	₱3,478	₱15,161	(₱4,295)	₱166,825
Noncurrent assets	235,550	35,549	1,635	180,617	(148,001)	305,350
Total assets	₱339,233	₱84,347	₱5,113	₱195,778	(₱152,296)	₱472,175
Current liabilities	₱71,387	₱14,980	₱2,268	₱11,684	(₱4,224)	₱96,095
Noncurrent liabilities	85,063	31,142	863	13,572	546	131,186
Total liabilities	₱156,450	₱46,122	₱3,131	₱25,256	(₱3,678)	₱227,281
Other disclosures:						
Investments in associates and joint ventures	₱1,225	₱6,217	₱13	₱105	₱–	₱7,560
Goodwill and intangible assets	49,186	–	–	–	198	49,384
Additions to:						
Property, plant and equipment	21,972	724	276	1,457	(262)	24,167
Investment properties	–	895	–	88	–	983
Exploration and evaluation assets	116	–	–	–	–	116

5. Subsidiaries, Significant Acquisitions and Discontinued Operations

The consolidated financial statements comprise the financial statements of FPH and the following subsidiaries.

		2025		2024		2023	
	Place of Incorporation	**Percentage of Ownership held by the Group**					
Subsidiaries	and Operation	**Direct**	**Indirect**	Direct	Indirect	Direct	Indirect
Power Generation							
First Gen Corporation (First Gen)	Philippines	**67.84**	**–**	67.84	–	67.84	–
First Gen Subsidiaries (held by First Gen)							
FG Bukidnon Power Corp. (FG Bukidnon)	Philippines	**–**	**100.00**	–	100.00	–	100.00
First Gen Mindanao Hydro Power Corporation (FG Mindanao)	Philippines	**–**	**100.00**	–	100.00	–	100.00
FGen Northern Mindanao Holdings, Inc. (FNMHI)	Philippines	**–**	**100.00**	–	100.00	–	100.00
FGen Bubunawan Hydro Corporation (FG Bubunawan)	Philippines	**–**	**100.00**	–	100.00	–	100.00
FGen Cabadbaran Hydro Corporation (FG Cabadbaran)	Philippines	**–**	**100.00**	–	100.00	–	100.00
FGen Puyo Hydro Corporation (FG Puyo)	Philippines	**–**	**100.00**	–	100.00	–	100.00
FG Mindanao Renewables Corp. (FMRC)	Philippines	**–**	**100.00**	–	100.00	–	100.00
FGen Tagoloan Hydro Corporation (FG Tagoloan)	Philippines	**–**	**100.00**	–	100.00	–	100.00
FGen Tumalaong Hydro Corporation (FG Tumalaong)	Philippines	**–**	**100.00**	–	100.00	–	100.00
First Gen Energy Solutions, Inc. (FGES)	Philippines	**–**	**100.00**	–	100.00	–	100.00
First Gen Prime Energy Corporation (FG Prime)	Philippines	**–**	**100.00**	–	100.00	–	100.00
First Gen Visayas Energy, Inc. (FG Visayas Energy)	Philippines	**–**	**100.00**	–	100.00	–	100.00
Northern Terracotta Power Corporation	Philippines	**–**	**100.00**	–	100.00	–	100.00
FGen Northern Power Corp. (FGEN Northern Power)	Philippines	**–**	**100.00**	–	100.00	–	100.00
FGen Power Ventures, Inc. (FGEN Power Ventures)	Philippines	**–**	**100.00**	–	100.00	–	100.00
FGen San Isidro Hydro Power Corporation (FGEN San Isidro)	Philippines	**–**	**100.00**	–	100.00	–	100.00
First Green Vehicles, Inc. (FG Vehicles)	Philippines	**–**	**100.00**	–	100.00	–	100.00
FGen Liquefied Natural Gas Holdings, Inc. (Liquefied Holdings)	Philippines	**–**	**100.00**	–	100.00	–	100.00
FGen Reliable Energy Holdings, Inc. (FG Reliable Energy)	Philippines	**–**	**100.00**	–	100.00	–	100.00
FGen Power Solutions, Inc. (FG Power Solutions)	Philippines	**–**	**100.00**	–	100.00	–	100.00
FGen Vibrant Blue Sky Holdings, Inc. (FGVBSHI)	Philippines	**–**	**100.00**	–	100.00	–	100.00
FGen Aqua Power Holdings, Inc. (FGEN Aqua)	Philippines	**–**	**100.00**	–	100.00	–	100.00
First Gen Hydro Power Corporation (FG Hydro)	Philippines	**–**	**100.00**	–	100.00	–	100.00
FGen Natural Gas Supply, Inc. (FGen NatGas Supply)	Philippines	**–**	**100.00**	–	100.00	–	100.00
FGen Power Operations, Inc. (FPOI)	Philippines	**–**	**100.00**	–	100.00	–	100.00
FGen Fuel Line Systems, Inc. (FGen Fuel Line)	Philippines	**–**	**100.00**	–	100.00	–	100.00
Fresh River Lakes Corp. (FRLC)	Philippines	**–**	**100.00**	–	100.00	–	100.00
FGen SG	Singapore	**–**	**100.00**	–	100.00	–	100.00
First Gen Integrated Business Services Inc. (FGB)	Philippines	**–**	**100.00**	–	100.00	–	–

Subsidiaries	Place of Incorporation and Operation	**2025**		2024		2023	
		Percentage of Ownership held by the Group					
		Direct	**Indirect**	Direct	Indirect	Direct	Indirect
Pi Energy Inc. [1]	Philippines	–	**100.00**	–	100.00	–	100.00
Blue Vulcan Holdings Corporation (Blue Vulcan) *	Philippines	–	–	–	100.00	–	100.00
First Gen Renewables, Inc. (FGRI)*	Philippines	–	–	–	100.00	–	100.00
Unified *	Philippines	–	–	–	100.00	–	100.00
FGP *	Philippines	–	–	–	100.00	–	100.00
AlliedGen Power Corporation (AlliedGen) *	Philippines	–	–	–	100.00	–	100.00
FNPC *	Philippines	–	–	–	100.00	–	100.00
FGen Eco Solutions Holdings, Inc. (FGESHI) *	Philippines	–	–	–	100.00	–	100.00
First Gen Ecopower Solutions, Inc. (FG Ecopower)*	Philippines	–	–	–	100.00	–	100.00
First Gen Meridian Holdings, Inc. (FGEN Meridian) *	Philippines	–	–	–	100.00	–	100.00
Prime Meridian Powergen Corporation (Prime Meridian) *	Philippines	–	–	–	100.00	–	100.00
Goldsilk Holdings Corporation *	Philippines	–	–	–	100.00	–	100.00
Dualcore *	Philippines	–	–	–	100.00	–	100.00
Onecore *	Philippines	–	–	–	100.00	–	100.00
FGHC *	Philippines	–	–	–	100.00	–	100.00
FGPC *	Philippines	–	–	–	100.00	–	100.00
First Gas Pipeline Corporation (FG Pipeline) *	Philippines	–	–	–	100.00	–	100.00
FGLand Corporation (FG Land) *	Philippines	–	–	–	100.00	–	100.00
First Gen LNG Holdings Corporation (LNG Holdings) *	Philippines	–	–	–	100.00	–	100.00
FGEN LNG Corporation (FGEN LNG) *	Philippines	–	–	–	100.00	–	100.00
Prime Terracota Holdings Corporation (Prime Terracota)	Philippines	–	**100.00**	–	100.00	–	100.00
Red Vulcan Holdings Corporation (Red Vulcan)	Philippines	–	**100.00**	–	100.00	–	100.00
Energy Development Corporation (EDC)[2]	Philippines	–	**64.00**	–	64.00	–	64.00
EDC Geothermal Corp. (EGC)	Philippines	–	**100.00**	–	100.00	–	100.00
Green Core Geothermal Inc. (GCGI)	Philippines	–	**100.00**	–	100.00	–	100.00
Bac-Man Geothermal Inc. (BGI)	Philippines	–	**100.00**	–	100.00	–	100.00
Unified Leyte Geothermal Energy Inc. (ULGEI)	Philippines	–	**100.00**	–	100.00	–	100.00
Bac-Man Energy Development Corporation (BEDC)	Philippines	–	**100.00**	–	100.00	–	100.00
EDC Wind Energy Holdings, Inc. (EWEHI)	Philippines	–	**100.00**	–	100.00	–	100.00
EDC Burgos Wind Power Corporation (EBWPC)	Philippines	–	**100.00**	–	100.00	–	100.00
EDC Pagudpud Wind Power Corporation (EPWPC)	Philippines	–	**100.00**	–	100.00	–	100.00
EDC Bayog Burgos Power Corporation (EBBPC)	Philippines	–	**100.00**	–	100.00	–	100.00
EDC Pagali Burgos Wind Power Corporation (EPBWPC)	Philippines	–	**100.00**	–	100.00	–	100.00
Iloilo 1 Renewable Energy Corporation (I1REC)	Philippines	–	**100.00**	–	100.00	–	100.00
EDC Bright Solar Energy Holdings, Inc. (EBSEHI)	Philippines	–	**100.00**	–	100.00	–	100.00
EDC Siklab Power Corporation (EDC Siklab)	Philippines	–	**100.00**	–	100.00	–	100.00
EDC Sinag Power Corporation (Sinag)	Philippines	–	**100.00**	–	100.00	–	100.00
EDC Wind Energy Holdings 2 Inc. (EWEHI2)	Philippines	–	**100.00**	–	100.00	–	100.00
EDC Chile Limitada	Santiago, Chile	–	**100.00**	–	100.00	–	100.00
EDC Holdings International Limited (EHIL)	British Virgin Islands	–	**100.00**	–	100.00	–	100.00
Energy Development Corporation Hong Kong International Investment Limited (EDC HKIIL)	British Virgin Islands	–	**100.00**	–	100.00	–	100.00
EDC Hong Kong Limited (EDC HKL)	British Virgin Islands	–	**100.00**	–	100.00	–	100.00
EDC Chile Holdings SpA	Santiago, Chile	–	**100.00**	–	100.00	–	100.00
EDC Geotermica Chile SpA	Santiago, Chile	–	**100.00**	–	100.00	–	100.00
EDC Peru Holdings S.A.C	Lima, Peru	–	**100.00**	–	100.00	–	100.00
EDC Geotermica S.A.C.	Lima, Peru	–	**100.00**	–	100.00	–	100.00
Geotermica Chocopata Peru S.A.C.	Lima, Peru	–	**70.00**	–	70.00	–	70.00
Energy Development Corporation Peru S.A.C	Lima, Peru	–	**100.00**	–	100.00	–	100.00
Geotermica Andina S.A.C.	Lima, Peru	–	**100.00**	–	100.00	–	100.00
EDC Geotermica Peru S.A.C	Lima, Peru	–	**100.00**	–	100.00	–	100.00
EDC Peru S.A.C.	Lima, Peru	–	**100.00**	–	100.00	–	100.00
EDC Geotermica Del Sur S.A.C.	Lima, Peru	–	**100.00**	–	100.00	–	100.00
EDC Energia Azul S.A.C.	Lima, Peru	–	**100.00**	–	100.00	–	100.00
Geothermica Crucero Peru S.A.C.	Lima, Peru	–	**70.00**	–	70.00	–	70.00
EDC Energía Perú S.A.C.	Lima, Peru	–	**100.00**	–	100.00	–	100.00
Geothermica Tutupaca Norte Peru S.A.C.	Lima, Peru	–	**100.00**	–	100.00	–	100.00
EDC Energía Geotérmica S.A.C.	Lima, Peru	–	**100.00**	–	100.00	–	100.00

[1] *On May 16, 2025, First Gen acquired 100% equity interest in Pi Energy from FPH via a Deed of Assignment.*
** Effective November 17, 2025, the investments in the Gas business are accounted for as investment in associates under the equity method.*
***On August 4, 2025, ownership was transferred under PT FGGI and was further deconsolidated on October 28, 2025 as a result of the Shareholders' Agreement entered by PT FGGI with PT DSSR Daya Mas Sakti*
[2]*This pertains to First Gen's voting interest at EDC. First Gen's economic interest in EDC is 45.8% as at December 31, 2025, 2024 and 2023.*

Subsidiaries	Place of Incorporation and Operation	**2025**		2024		2023	
		Percentage of Ownership held by the Group					
		Direct	**Indirect**	Direct	Indirect	Direct	Indirect
EDC Progreso Geotérmica Perú S.A.C.	Lima, Peru	**–**	**100.00**	–	100.00	–	100.00
Geothermica Loriscota Peru S.A.C.	Lima, Peru	**–**	**100.00**	–	100.00	–	100.00
EDC Energía Renovable Perú S.A.C.	Lima, Peru	**–**	**100.00**	–	100.00	–	100.00
Geotermica Pinchollo Libre Peru S.A.C	Lima, Peru	**–**	**100.00**	–	100.00	–	100.00
EDC Soluciones Sostenibles Ltd	British Virgin Islands	**–**	**100.00**	–	100.00	–	100.00
EDC Energia Verde Chile SpA	British Virgin Islands	**–**	**100.00**	–	100.00	–	100.00
EDC Energia de la Tierra SpA	British Virgin Islands	**–**	**100.00**	–	100.00	–	100.00
EDC Desarollo Sostenible Ltd	British Virgin Islands	**–**	**100.00**	–	100.00	–	100.00
EDC Energia Verde Peru SAC	Lima, Peru	**–**	**100.00**	–	100.00		100.00
PT FGGI**	Jakarta Pusat, Indonesia	**–**	**100.00**		**–**		95.00
PT EDC Indonesia**	Jakarta Pusat, Indonesia	**–**	**–**	–	95.00	–	95.00
PT EDC Panas Bumi Indonesia**	Jakarta Pusat, Indonesia	**–**	**–**	–	95.00	–	95.00
Batangas Cogeneration Corporation (Batangas Cogen)	Philippines	**60.00**	**–**	60.00	–	60.00	**–**
Energy Solutions							
First Philippine Electric Corporation (First Philec)	Philippines	**100.00**	**–**	100.00	–	100.00	–
First Philec Inc. (FPI) (formerly FEDCOR)	Philippines	**–**	**100.00**	–	100.00	–	100.00
First Philippine Power Systems, Inc. (FPPSI)	Philippines	**–**	**100.00**	–	100.00	–	100.00
First Philec Manufacturing Technologies Corporation	Philippines	**–**	**100.00**	–	100.00	–	100.00
First PV Ventures Corporation (First PV)	Philippines	**–**	**100.00**	–	100.00	–	100.00
First Philec Nexolon Corporation (FPNC)	Philippines	**–**	**70.00**	–	70.00	–	70.00
First Philec Solar Solutions Corporation (FPSSC)	Philippines	**–**	**100.00**	–	100.00	–	100.00
Philippine Electric Corporation (PHILEC)	Philippines	**–**	**99.15**	–	99.15	–	99.15
First Philec Solar Corporation (FPSC)	Philippines	**–**	**89.04**	–	89.04	–	89.04
First Philec Energy Solutions, Inc. (FPESI)	Philippines	**–**	**100.00**	–	100.00	–	100.00
Real Estate Development							
First Philippine Realty Development Corporation (FPRDC)	Philippines	**100.00**	**–**	100.00	**–**	100.00	–
First Philippine Realty Corporation (FPRC)	Philippines	**100.00**	**–**	100.00	**–**	100.00	–
First Philippine Properties Corporation (FPPC)	Philippines	**100.00**	**–**	100.00	**–**	100.00	–
FPPC Subsidiaries (held by FPPC)							
FPH Land Venture, Inc. (FLVI)	Philippines	**–**	**100.00**	–	100.00	–	100.00
Terraprime, Inc. (Terraprime)	Philippines	**–**	**66.67**	–	66.67	–	66.67
First Industrial Township Utilities, Inc. (FITUI)	Philippines	**–**	**100.00**	–	100.00	–	100.00
First Philippine Development Corp. (FPDC)	Philippines	**–**	**100.00**	–	100.00	–	100.00
FWV Biofields Corp. (FWVB)	Philippines	**–**	**100.00**	–	100.00	–	100.00
First Sumiden Realty, Inc. (FSRI)	Philippines	**–**	**60.00**	–	60.00	–	60.00
Legacy Homes Inc.	Philippines	**–**	**100.00**	–	100.00		100.00
FPHC Realty and Development Corporation	Philippines	**98.00**	**–**	98.00	**–**	98.00	–
Rockwell Land Corporation (Rockwell Land) (see Note 10)	Philippines	**86.58**	**–**	86.58	**–**	86.58	–
Rockwell Land Subsidiaries (held by Rockwell Land)							
Rockwell Integrated Property Services, Inc.	Philippines	**–**	**100.00**	–	100.00	–	100.00
Rockwell Primaries Development Corporation (Rockwell Primaries)	Philippines	**–**	**100.00**	–	100.00	–	100.00
Rockwell Hotels & Leisure Management Corporation	Philippines	**–**	**100.00**	–	100.00	–	100.00
Stonewell Property Development Corporation	Philippines	**–**	**100.00**	–	100.00	–	100.00
Rockwell Performing Arts Theater Corporation	Philippines	**–**	**100.00**	–	100.00	–	100.00
Rockwell Leisure Club, Inc. (Rockwell Club)	Philippines	**–**	**74.57**	–	74.70	–	75.00
Rockwell Primaries South Development Corporation (Rockwell Primaries South)	Philippines	**–**	**100.00**	–	100.00	–	100.00
Rockwell MFA Corp. (Rock MFA)	Philippines	**–**	**80.00**	–	80.00	–	80.00
Retailscapes, Inc. (Retailscapes)	Philippines	**–**	**100.00**	–	100.00	–	100.00
Rockwell Carmelray Development Corporation (RCDC)	Philippines	**–**	**70.00**	–	70.00	–	71.60
Rockwell GMC Development Corporation (RGDC)[3]	Philippines	**–**	**60.00**	–	60.00	–	60.00
Rockwell Nepo Development Corporation (RNDC)[4]	Philippines	**–**	**65.00**	–	65.00	–	38.49
Obsidian Holdings Inc. [5]	Philippines	**–**	**100.00**	–	–	–	–
Alabang Commercial Corporation (ACC) [6]	Philippines	**–**	**74.80**	–	–	–	–
First Philippine Industrial Park, Inc. (FPIP)	Philippines	**70.00**	**–**	70.00	–	70.00	–
FPIP Subsidiaries (held by FPIP)							

[3] *A Rockwell Land subsidiary that was incorporated in 2023*
[4] *Became a subsidiary of Rockwell Land through step acquisition in January 2024 (see Notes 10 and 20)*
[5] *Became a subsidiary of Rockwell Land in February 2025*
[6] *Became a subsidiary of Rockwell Land through purchase of 74.80% of outstanding capital of ACC (see Notes 5 and 20)*

Subsidiaries	Place of Incorporation and Operation	**2025**		2024		2023	
		Percentage of Ownership held by the Group					
		Direct	**Indirect**	Direct	Indirect	Direct	Indirect
FPIP Property Developers and Management Corporation	Philippines	**–**	**100.00**	–	100.00	–	100.00
FPIP Utilities, Inc.	Philippines	**–**	**100.00**	–	100.00	–	100.00
Grand Batangas Resort Development, Inc.	Philippines	**–**	**85.00**	–	85.00	–	85.00
First Industrial Township, Inc. (FITI)	Philippines	**–**	**100.00**	–	100.00	–	100.00
First Industrial Township Water, Inc. (FITWI)	Philippines	**–**	**100.00**	–	100.00	–	100.00
FPIP Commercial Properties Inc. (FPCI)	Philippines	**–**	**100.00**	–	–	–	–
First Batangas Hotel Corporation (FBHC)	Philippines	**57.67**	**–**	57.67	**–**	57.67	–
Construction							
First Balfour, Inc. (First Balfour)	Philippines	**100.00**	**–**	100.00	**–**	100.00	–
First Balfour Subsidiaries (held by First Balfour)							
ThermaPrime Drilling Corporation (ThermaPrime)	Philippines	**–**	**100.00**	–	100.00	–	100.00
Therma One Transport Corp.	Philippines	**–**	**100.00**	–	100.00	–	100.00
Thermafina Towage, Inc.	Philippines	**–**	**100.00**	–	100.00	–	100.00
Torreverde Corp.	Philippines	**–**	**100.00**	–	100.00	–	100.00
First Balfour Management Technical Services, Inc.	Philippines	**–**	**100.00**	–	100.00	–	100.00
Others							
First Philippine Utilities Corporation	Philippines	**100.00**	–	100.00	**–**	100.00	–
Securities Transfer Services, Inc.	Philippines	**100.00**	–	100.00	**–**	100.00	–
FPH Capital Resources, Inc.	Philippines	**100.00**	–	100.00	**–**	100.00	–
FGHC International	Cayman Islands	**100.00**	–	100.00	**–**	100.00	–
FPH Fund	Cayman Islands	**100.00**	–	100.00	**–**	100.00	–
FPH Ventures	Cayman Islands	**100.00**	–	100.00	**–**	100.00	**–**
FPIEC	Philippines	**100.00**	–	100.00	**–**	100.00	–
First Industrial Science and Technology College, Inc.	Philippines	**100.00**	–	100.00	–	100.00	–
First Philippine Industrial Corporation (FPIC)	Philippines	**100.00**	–	100.00	–	100.00	–
Asian Eye Institute (AEI)	Philippines	**82.78**	–	82.78	–	76.89	–
Pi Health Inc.	Philippines	**100.00**	–	100.00	–	100.00	–
FPH Pi Ventures Inc.	Colorado, USA	**100.00**	–	100.00	–	100.00	–
InfoPro Business Solutions, Inc. (IBSI)	Philippines	**66.92**	–	66.92	–	66.92	–
Pi Health Manufacturing and Distribution Services, Inc. (PHMDSI)	Philippines	**100.00**	–	100.00	**–**	100.00	–
The Medical Services of America (Philippines) (MSA-PH)	Philippines	**100.00**	–	100.00	–	**–**	–

The financial information of subsidiaries that have material non-controlling interests is provided below.

	As at December 31				As at December 31		For the years ended December 31		
	2025		2024		**2025**	2024	**2025**	2024	2023
	Proportion of ownership interest and voting rights held by non-controlling interest								
Subsidiaries	**Economic**	**Voting**	**Economic**	**Voting**	**Non-controlling interest**		**Profit allocated to non-controlling interest**		
	(In Percentages)				*(In Millions)*				
First Gen:									
Common stocks	32.16	32.16	32.16	32.16	**₱99,211**	₱93,991	**₱10,655**	₱9,478	₱13,216
Rockwell Land	13.42	13.20	13.42	13.20	**17,893**	9,493	**1,213**	584	566

The summarized financial information of the material subsidiaries are provided below.

Summarized statements of financial position as at December 31:

	2025		2024	
	First Gen	**Rockwell Land**	First Gen	Rockwell Land
			(In Millions)	
Current assets	**₱101,014**	**₱50,316**	₱91,724	₱48,576
Noncurrent assets	**280,740**	**78,899**	289,749	33,171
Total Assets	**₱381,754**	**₱129,215**	₱381,473	₱81,747
Current liabilities	**₱40,129**	**₱27,759**	₱63,217	₱15,066
Noncurrent liabilities	**114,896**	**53,735**	118,740	30,869
Total Liabilities	**155,025**	**81,494**	181,957	45,935
Total Equity	**226,729**	**47,721**	199,516	35,812
Total Liabilities and Equity	**₱381,754**	**₱129,215**	₱381,473	₱81,747
Equity attributable to:				
Equity holders of the Parent Company	**₱191,846**	**₱ 34,452**	₱159,820	₱30,398
Non-controlling interest	**34,883**	**13,269**	39,696	5,414
	₱226,729	**₱47,721**	₱199,516	₱35,812

Summarized statements of comprehensive income:

	For the Years Ended December 31								
	2025			2024 (As restated, Note 5)			2023 (As restated, Note 5)		
	First Gen	**Rockwell Land**	**Total**	First Gen	Rockwell Land	Total	First Gen	Rockwell Land	Total
				(In Millions)					
Revenues	**₱64,413**	**₱21,971**	**₱86,384**	₱51,079	₱20,672	₱71,751	₱50,515	₱18,977	₱69,492
Expenses	**(49,967)**	**(15,250)**	**(65,217)**	(40,085)	(15,372)	(55,457)	(34,686)	(14,653)	(49,339)
Income before tax	**14,446**	**6,721**	**21,167**	10,994	5,300	16,294	15,829	4,324	20,153
Provision for income tax	**(972)**	**(1,413)**	**(2,385)**	(1,321)	(1,187)	(2,508)	(1,711)	(924)	(2,635)
Net income from continuing operations	**13,474**	**5,308**	**18,782**	9,673	4,113	13,786	14,118	3,400	17,518
Net income from discontinued operations	**11,650**	**–**	**11,650**	9,592	–	9,592	10,880	–	10,880
Net income	**25,124**	**5,308**	**30,432**	19,265	4,113	23,378	24,998	3,400	28,398
Other comprehensive income (loss)	**8,578**	**93**	**8,671**	(7,882)	(55)	(7,937)	215	(70)	145
Total comprehensive income	**₱33,702**	**₱5,401**	**₱39,103**	₱11,383	₱4,058	₱15,441	₱25,213	₱3,330	₱28,543
Attributable to:									
Equity holders of the Parent Company	**₱31,659**	**₱4,824**	**₱36,483**	₱8,161	₱3,652	₱11,813	₱17,820	₱3,043	₱20,863
Non-controlling interest	**2,043**	**577**	**2,620**	3,222	406	3,628	7,393	287	7,680
	₱33,702	**₱5,401**	**₱39,103**	₱11,383	₱4,058	₱15,441	₱25,213	₱3,330	₱28,543

Summarized statements of cash flows:

	For the Years Ended December 31								
	2025			2024			2023		
	First Gen	**Rockwell Land**	**Total**	First Gen	Rockwell Land	Total	First Gen	Rockwell Land	Total
				(In Millions)					
Operating activities	**₱29,216**	**₱1,759**	**₱30,975**	₱40,059	₱47	₱40,106	₱41,612	₱3,643	₱45,255
Investing activities	**(6,942)**	**(10,737)**	**(17,679)**	(68,513)	(529)	(69,042)	(19,786)	(522)	(20,308)
Financing activities	**(4,554)**	**9,233**	**4,679**	11,230	218	11,448	(13,057)	(2,387)	(15,444)
Net increase (decrease) in cash and cash equivalents	**₱17,720**	**₱255**	**₱17,975**	(₱17,224)	(₱264)	(₱17,488)	₱8,769	₱734	₱9,503
Dividends paid to non-controlling interest	**₱2,961**	**₱73**	**₱3,034**	₱3,410	₱179	₱3,589	₱2,968	₱279	₱3,247

EDC

First Gen continues to consolidate EDC post-delisting from the official registry of the PSE in November 2018. As at December 31, 2025 and 2024, PREHC owns 34.9% of EDC's outstanding voting stocks, while Red Vulcan still holds the controlling voting interest with 63.9% ownership of EDC's outstanding voting stocks.

As at December 31, 2025 and 2024, First Gen has 65.0% effective voting interest in EDC through Prime Terracota.

CHEPP

The Power Sector Assets and Liabilities Management Corporation (PSALM) bid out the CHEPP in Pantabangan, Nueva Ecija on May 16, 2023, whereby FRLC, a wholly owned subsidiary of First Gen, submitted the highest bid and subsequently completed the purchase of the plant. On February 25, 2024, the Deed of Absolute Sale of the CHEPP was signed and executed by PSALM, National Irrigation Administration (NIA) and FRLC. The CHEPP was officially turned over to FRLC on February 26, 2024 (see Note 14).

As at December 31, 2024, FRLC has completed the valuation of the identifiable assets in accordance with PFRS 3, *Business Combinations*. The fair values of the assets recognized as a result of the acquisition are as follows (in millions):

Property, plant and equipment (Note 12)	₱10,415
Intangible asset (Note 14)	18,652
Inventories	336
Total identifiable assets	29,403
Less cost of acquisition	29,403
Goodwill arising on acquisition	₱–

Since the total purchase price is equal to the fair values of the identified assets, FRLC did not recognize goodwill in this business combination.

RNDC

On August 17, 2020, Rockwell Land entered into a Joint Venture Agreement with T.G.N. Realty Corporation to develop parcels of land in Pampanga, through RNDC. The final shareholdings shall be 40%-60% between Rockwell Land and T.G.N. Realty Corporation, respectively.

On November 6, 2020, Rockwell Land subscribed to 746,698,125 redeemable preferred shares and 9,451,878 common shares of RNDC, equivalent to 40% of RNDC's outstanding capital stock, for a total consideration of ₱756 million. As at December 31, 2020, Rockwell Land made partial payment of the subscription price amounting to ₱72 million and accounted for such investment as an associate. The purchase price allocation resulted to recognition of RNDC's assets and liabilities at fair value, with land as the primary asset, and embedded goodwill amounting to ₱51 million.

On January 15, 2024, Rockwell Land subscribed to an additional 1,488,253,578 shares from the unissued portion of the existing authorized capital stock of RNDC, consisting of 16,878,344 common shares and 1,471,375,234 redeemable preferred shares for an aggregate subscription price of ₱1,488 million. As partial payment for the subscription, Rockwell Land paid ₱190 million in cash to RNDC which was paid upon the execution of the agreement.

As a result, Rockwell Land's ownership interest in RNDC increased from 38.49% to 65.00% and the transaction was accounted for as a business combination using the acquisition method. Accordingly, Rockwell Land's previously held interest of 38.49% (equivalent post-subscription ownership percentage of 21.9%) was remeasured at acquisition date resulting in recognition of gain on remeasurement of ₱64 million recorded in "Other income - net" account in the 2024 consolidated statement of income (see Note 23).

The final fair values and corresponding carrying amounts of the identifiable assets and liabilities of RNDC at acquisition date are as follows (in millions):

	Fair Value	Carrying Value
Cash and cash equivalents	₱158	₱158
Receivables and contract assets	37	37
Subscriptions receivable	1,859	1,859
Real estate inventories	836	653
Other current assets	452	452
Investment properties	910	686
Trade and other payables	(141)	(141)
Contract liabilities	(250)	(250)
Deferred tax asset (liability) - net	(96)	6
Net assets	3,765	3,460
Non-controlling interests (35% of fair value of net assets acquired)	(1,318)	
Fair value of previously held interest*	(824)	
Excess of fair value of net assets acquired over consideration paid	(135)	
Consideration transferred	₱1,488	

** Post-subscription equivalent ownership percentage is 21.9%*

The receivables and contract assets have not been impaired and it is expected that full contractual amounts can be collected.

The net deferred tax liabilities pertain to the net tax effect of the excess of fair value over the carrying amount of real estate inventories and investment properties; and deferred taxes on excess of accounting gross profit over taxable gross profit; and deferred selling expense.

The non-controlling interest was recognized as a proportion of the fair value of the identifiable net assets acquired.

The excess of fair value of net assets acquired over consideration paid was the result of the higher increase in the fair value of RNDC's real estate inventories and investment properties as compared to the consideration transferred by Rockwell Land.

Alabang Commercial Corporation (ACC)

On December 15, 2025, Rockwell Land entered into a Share Sale & Purchase Agreement with Francisco M. Bayot and other shareholders of ACC for the purchase representing 74.80% of the outstanding capital of ACC for a total consideration of ₱21.6 billion, payable in three equal tranches in December 2025, 2026 and 2027.

The fair values and corresponding carrying amounts of the identifiable assets and liabilities of ACC at acquisition date, based on final purchase price allocation, are as follows (in millions):

	Fair Value	Carrying Value
Cash and cash equivalents	₱644	₱644
Receivables	766	766
Other current assets	83	83
Investment properties	37,830	1,792
Property and equipment	9	9
Trade and other payables	(862)	(862)
Other liabilities	(136)	(136)
Deferred tax asset (liability) - net	(9,164)	(155)
Net assets	29,170	2,141
Non-controlling interests (25.2% of fair value of net assets acquired)	(7,351)	
Excess of fair value of net assets acquired over consideration paid*	(919)	
Consideration transferred**	₱20,900	

**Presented in "Other income - net"(Note 23), net of acquisition-related costs amounting to ₱243.5 million*
***Third tranche of consideration payable in December 2027 was discounted to present value at acquisition date*

Analysis of cash flow on acquisition is as follows:

Cash paid*	₱7,200
Cash acquired from the subsidiary	(645)
Acquisition related costs	244
Net cash outflow on acquisition	₱6,799

**First tranche paid in December 2025*

The receivables have not been impaired and it is expected that full contractual amounts can be collected.

The net deferred tax liabilities pertain to the net tax effect of the excess of fair value over the carrying amount of investment properties and accrued leasing income.

The non-controlling interest was recognized as a proportion of the fair value of the identifiable net assets acquired.

The excess of fair value of net assets acquired over consideration paid was the result of the significant increase in the fair value of ACC's investment properties as compared to the consideration transferred by Rockwell Land.

From the date of acquisition to December 31, 2025, no revenue or net income of ACC is included in the consolidated statement of income. If the acquisition had taken place at the beginning of the year ended December 31, 2025, the consolidated revenue and consolidated net income of the Group would have been increased by ₱1,444 million and ₱824 million, respectively.

ACC's summarized financial information as of and for the year ended December 31, 2025 follows:

	Amount
Current assets	₱1,430
Noncurrent assets	1,865
Current liabilities	887
Noncurrent liabilities	266
Revenues	1,397
Total comprehensive income	735

	Amount
Cash flows:	
Operating	(₱507)
Financing	790

Discontinued Operations

Last May 30, 2025, First Gen and Prime Infra agreed to enter into a strategic partnership with Prime Infrastructure Capital, Inc. (Prime Infra) through the execution of a Term Sheet. Thereafter, the parties signed a Share Purchase Agreement on July 15, 2025 for the purchase by Prime Infra of a 60% equity stake in First Gen subsidiaries relating to its gas business. On October 23, 2025, First Gen and Prime Infra were advised by the Philippine Competition Commission (PCC) that it rendered a decision clearing the proposed transaction.

On November 17, 2025, First Gen and Prime Infra executed Deeds of Assignment over the relevant shares of stock held by First Gen in various holding companies relating to its Gas business. With the assignment of shares, Prime Infra now indirectly owns 60% of the issued and outstanding capital stock of the corporations owning the following: 1,000MW Santa Rita Power Plant, 500MW San Lorenzo Power Plant, 450MW San Gabriel Power Plant, 97MW Avion Power Plant, the proposed 1,200MW Santa Maria Power Plant, as well as the Interim Offshore LNG Terminal. The adjusted acquisition transaction price was ₱48.8 billion and possible earn-out amounts based on the fulfillment of certain conditions. As at December 31, 2025, the said earn-out conditions have not yet been met.

First Gen and Prime Renewable Energy Holdings Inc. (PREHI) executed a Deed of Assignment to purchase 100% stake in Blue Vulcan, 33% stake in Unified, 33% stake in FGHC, and 60% stake in AlliedGen, FGEN Meridian, and FGESHI (collectively referred to as "Gas Holding Companies"). Meanwhile, First Gen and PSJVCO Holdings, Inc. also executed a Deed of Assignment for the 75% stake in LNG Holdings.

Prior to the sale transaction, Blue Vulcan wholly owns Dualcore and Onecore. Dualcore has a direct 40% stake in FGHC, while Onecore has a direct 40% stake in FGP. Unified, a wholly-owned subsidiary of First Gen, directly owns a 60% stake in FGP, while First Gen directly owns 60% stake in FGHC. On November 17, 2025, for Prime Infra to have an effective 60% stake in the Gas Business, First Gen sold its 33% stake in Unified and FGHC.

First Gen received total consideration amounting to ₱48.8 billion and recognized a "Gain on sale of investment" amounting to ₱9.2 billion which is presented under "Other income" in the consolidated statement of income in 2025. Of which, ₱5.6 billion of the net gain is attributable to the remeasurement of the retained interest in the former subsidiaries at fair value when control was lost.

Based on the above transactions, First Gen's voting interests in the Gas Holding Companies and LNG Holdings have been reduced to approximately 40% and 25%, respectively, and thus First Gen has lost control over the BOD of these entities.

Effective November 17, 2025, First Gen's investments in the Gas Holding Companies and LNG Holdings are accounted for as investments in associates under the equity method. The associates did not declare any dividends from November 17, 2025 to December 31, 2025.

The results of operations of the Gas Business are summarized below.

	For the period January 1, 2025 to November 16, 2025	For the years ended December 31 2024	2023
SALE OF ELECTRICITY	**₱75,658**	₱88,482	₱89,975
COST OF SALE OF ELECTRICITY			
Fuel cost	**(46,092)**	(54,822)	(60,499)
Depreciation and amortization	**(6,977)**	(8,033)	(5,413)
Power plant operations and maintenance	**(2,989)**	(3,857)	(3,742)
Others	**(737)**	(1,213)	(1,262)
	(56,795)	(67,925)	(70,916)
GENERAL AND ADMINISTRATIVE EXPENSES			
Insurance, taxes and licenses	**(1,885)**	(2,158)	(2,034)
Staff costs	**(1,097)**	(1,389)	(1,479)
Professional fees	**(459)**	(1,540)	(580)
Depreciation and amortization	**(180)**	(282)	(196)
Repairs and maintenance	**(157)**	(310)	(276)
Others	**(403)**	(611)	(461)
	(4,181)	(6,290)	(5,026)
FINANCIAL INCOME (EXPENSE)			
Interest income	**258**	345	263
Interest expense and financing charges	**(734)**	(1,448)	(1,834)
	(476)	(1,103)	(1,571)
OTHER INCOME (CHARGES)			
Foreign exchange gain (loss) – net	**(332)**	(458)	84
Proceeds from insurance claims	**–**	36	1,522
Others*	**374**	237	(350)
	42	(185)	1,256
INCOME BEFORE INCOME TAX	**14,248**	12,979	13,718
PROVISION FOR (BENEFIT FROM) INCOME TAX			
Current	**2,805**	3,320	3,146
Deferred	**(207)**	67	(308)
	2,598	3,387	2,838
NET INCOME FROM DISCONTINUED OPERATIONS	**₱11,650**	₱9,592	₱10,880
Attributable to:			
Equity holders of the Parent	**₱11,384**	₱9,592	₱10,880
Non-controlling interests	**266**	–	–
	₱11,650	₱9,592	₱10,880

**Includes "Gain on sale of property, plant and equipment" amounting to ₱4 million in 2025 and ₱1million in 2024 and 2023.*

The net cash provided by the Gas Business are as follows:

	November 16, 2025	December 31, 2024	December 31, 2023
Net cash provided by operating activities	**₱12,916**	₱21,366	₱14,595
Net cash provided by (used in) investing activities	**6,129**	(4,265)	(4,373)
Net cash used in financing activities	**(17,347)**	(18,997)	(2,825)
Effect of foreign exchange rate changes on cash and cash equivalents	**336**	366	(65)
Net increase (decrease) in cash and cash equivalents	**2,034**	(1,530)	7,332
Cash and cash equivalents at beginning of period	**10,696**	12,226	4,894
Cash and cash equivalents at end of period	**₱12,730**	₱10,696	₱12,226

6. Cash and Cash Equivalents and Short-term Investments

	2025	2024
	(In Millions)	
Cash on hand and in banks	**₱19,419**	₱21,929
Cash equivalents	**53,716**	30,799
	₱73,135	₱52,728

Cash in banks earn interest at the respective bank deposit rates ranging from 0.12% to 6.13% for the years ended December 31, 2025 and 2024; and 0.10% to 5.12% for the year ended December 31, 2023. Cash equivalents consist of short-term placements, which are made for varying periods of up to three months depending on the immediate cash requirements of the Group and earn interest at the respective short-term placement rates.

Cash deposits amounting to ₱2,884 million and ₱200 million as at December 31, 2025 and 2024, respectively, and with maturities of more than three months but less than one year are classified as short-term investments in the consolidated statements of financial position (see Note 30).

Interest earned on cash and cash equivalents and short-term investments of ₱1,332 million in 2025, ₱1,374 million in 2024, and ₱2,019 million in 2023, is recorded under "Finance income" account in the consolidated statements of income (see Note 23).

7. Trade and Other Receivables and Contract Assets

a. Trade and Other Receivables

	2025	2024
		(In Millions)
Trade receivables from:		
Sale of electricity	**₱9,037**	₱30,633
Real estate	**3,969**	2,304
Contracts and services	**2,522**	2,539
Sale of merchandise	**1,070**	1,217
Others	**184**	319
Due from related parties and advances to officers and employees (Note 27)	**274**	133
Others	**226**	1,286
	17,282	38,431
Less allowance for ECL	**2,107**	1,887
	₱15,175	₱36,544

Sale of Electricity
Trade receivables from sale of electricity are noninterest-bearing and are generally on 30 to 60-day credit term.

Real Estate
Trade receivables from sale of real estate lots consist of installment contract receivables from real estate customers. Installment contract receivables are collectible in equal monthly installments with terms typically up to five years for high-rise projects and up to three years for horizontal projects. These are noninterest-bearing and are carried at amortized cost. The fair value at initial recognition is derived using discounted cash flow model.

Interest income earned from sale of real estate amounted to ₱328 million in 2025, ₱345 million in 2024, and ₱1,794 million in 2023 (see Note 23).

Contracts and Services, Sale of Merchandise and Other Trade Receivables
Trade receivables arising from contracts, retention and others, are noninterest-bearing and are generally on 30–90 days terms.

Others
Other receivables include the outstanding receivables from construction delay and insurance claims of First Gen group as at December 31, 2025 and 2024. This is related to the business interruption caused by calamities and various events which affected the operations of the power plants of First Gen group. This account also includes claims from contractors and receivable from various third parties of Rockwell Land, and interest and other receivables which are all generally on 30-day credit term.

Allowance for ECL
The rollforward analysis of allowance for ECL on trade receivables follows:

	2025	2024
		(In Millions)
Balance at beginning of year	**₱1,887**	₱1,853
Provision for ECL (Note 22)	**220**	413
Write off	**–**	(379)
Balance at end of year	**₱2,107**	₱1,887

Total intercompany receivables eliminated upon consolidation amounted to ₱2.9 billion in 2025 and ₱823 million in 2024. This pertains to trade receivables which are settled within normal credit terms.

b. Contract Assets

	2025	2024
		(In Millions)
Current	**₱6,701**	₱7,102
Noncurrent	**13,347**	9,379
Total	**₱20,048**	₱16,481

Contract assets represent excess of recognized revenues from contracts with real estate customers determined based on percentage of completion against amounts billed to customers.

As at December 31, 2025 and 2024, the movement in contract assets comprises the reclassifications to installment contracts receivables from sale of real estate amounting to ₱19,802 million and ₱13,587 million, respectively, and unbilled revenues recognized for the year amounting to ₱16,518 million and ₱14,851 million, respectively.

8. Inventories

	2025	2024
		(In Millions)
At cost:		
Land and development costs	**₱18,177**	₱17,023
Land held for future development and other developments costs	**11,965**	14,160
Spare parts and supplies	**11,196**	10,309
Condominium units held for sale	**1,090**	1,076
Finished goods	**508**	380
Work-in-process	**291**	673
Raw materials	**26**	68
Fuel inventories	**1**	4,136
	43,254	47,825
At net realizable values:		
Spare parts and supplies	**3,415**	3,306
Raw materials	**885**	624
	4,300	3,930
	₱47,554	₱51,755

The costs of spare parts and supplies and raw materials which were carried at net realizable values as at December 31 are as follows:

	2025	2024
		(In Millions)
Spare parts and supplies	**₱3,663**	₱3,586
Raw materials	**894**	634
	₱4,557	₱4,220

The Group has no inventories pledged as security for liabilities as at December 31, 2025 and 2024.

Land and Development Costs

Land and development costs consist mostly of various condominium and other projects of Rockwell Land. FPIP's and FPPC's various land developments are also presented under this account.

A summary of the movements in land and development costs is set out below:

	2025	2024
		(In Millions)
Balance at beginning of year	**₱31,183**	₱26,243
Costs of real estate sold (shown as part of cost of real estate)	**(7,707)**	(9,031)
Construction and development costs incurred (Note 5)	**5,733**	8,933
Land acquired	**1,407**	4,951
Transfers from investment properties (Note 13)	**–**	107
Transfers to property, plant and equipment (Note 12)	**(474)**	(20)
Balance at end of year	**₱30,142**	₱31,183

Spare Parts and Supplies

The amount of spare parts and supplies inventories charged to "Costs of sale of electricity" and "General and administrative expenses" accounts amounted to ₱2,047 million in 2025, ₱1,261 million in 2024 and ₱1,273 million in 2023 (see Note 22).

Provision for (reversal of) for impairment of spare parts amounted to ₱266 million in 2025, ₱214 million in 2024, and (₱70 million) in 2023 are shown as part of "General and administrative expenses" (see Note 22).

Fuel Inventories
In 2024, FGPC and FGP imported Liquefied Natural Gas (LNG) totaling to ₱8,440 million and shown as part of "Inventories" in the 2024 consolidated statements of financial position.

Fuel inventories of First Gen group comprise of liquid fuel and LNG that are valued at cost. The amounts of fuel inventories recognized as part of fuel costs amounted to ₱7,670 million, ₱6,582 million, and ₱11,056 million for the period January 1, 2025 to November 16, 2025, and for the years ended December 31, 2024 and 2023, respectively, which are recognized as part of the "Costs of sale of electricity" account in the "Net income from discontinued operations" in the consolidated statements of income (Note 5).

Condominium Units Held for Sale
As at December 31, 2025 and 2024, condominium units or sale primarily pertain to unsold units of various completed projects of Rockwell Land.

9. Prepayments and Other Current Assets

	2025	2024
		(In Millions)
Prepaid expenses (Note 15)	**₱3,636**	₱2,785
Advances to contractors and suppliers	**3,415**	4,470
CWT	**2,537**	2,015
Input VAT - net (Note 15)	**2,115**	4,005
TCCs	**324**	208
Others	**1,198**	1,253
	₱13,225	₱14,736

Advances to contractors and suppliers pertain mainly to advances related to the development of Rockwell Land and FPIP's real estate projects.

Input VAT is applied against output VAT. Any remaining balance will be applied against future output VAT.

Prepaid expenses and others consist mainly of cost to obtain contract, prepaid insurance and prepaid supplies. Cost to obtain contract consists of sales commission pertaining to real estate sold capitalized as deferred selling expense. CWT can be applied against future income tax due or can be applied for refund with the BIR based on the mandatory documentary requirements in line with the Ease of Paying Taxes (EOPT) Act of 2023.

10. Investments in Associates, Joint Ventures and Joint Operations

	2025	2024
		(In Millions)
Investments in associates	**₱29,481**	₱23
Deposits for future stock subscriptions - investment in associates*	**206**	–
Investments in joint ventures	**6,566**	6,379
	₱36,253	₱6,402

**Pertains to the remaining deposits for future stock subscriptions in FGHC, FGESHI and LNG Holdings*

Investments in Joint Ventures

The carrying value of the Group's investments in joint ventures consists of:

	2025	2024
		(In Millions)
Cost	**₱6,921**	₱7,157
Additions*	**201**	–
Return of investment**	**–**	(236)
	7,122	6,921
Accumulated share in net losses:		
Balance at beginning of year	**(542)**	(450)
Share in net earnings for the year	**369**	341
Dividends received	**(383)**	(433)
Balance at end of year	**(556)**	(542)
	₱6,566	₱6,379

** Represents additional infusions to Enerco and Reliance CARE*

***Represents excess cash of the joint venture distributed as return of capital as agreed by the joint venture partners*

The Group's investments in joint ventures, all incorporated in the Philippines, consist of the following:

		Percentage of Ownership		Carrying Value *(In Millions)*	
Joint Venture	Principal Activities	**2025**	2024	**2025**	2024
Rockwell IPI Development Corporation (RIDC)	Real estate developer	**50.00**	50.00	**₱3,113**	₱3,095
Rockwell Business Center (RBC)	Real estate developer	**70.00**	70.00	**2,115**	2,080
Compañía De Energia (Enerco)	Power generation	**70.00**	70.00	**1,299**	1,142
Novabala	Construction	**30.00**	30.00	**37**	53
Reliance CARE	Healthcare	**55.00**	55.00	**2**	9
				₱6,566	₱6,379

a. RIDC

In December 2021, Rockwell Land entered into a Joint Venture Agreement (JVA) with International Pharmaceuticals, Inc. (IPI) to jointly develop parcels of land in Cebu into residential condominiums and commercial, retail and office components (the Project) through RIDC, and with the view of jointly preserving and continuing IPI's long-standing legacy in the market and Rockwell Land's brand of creating communities of unparalleled quality. Under the terms of the JVA, each of Rockwell and IPI shall at all times hold 50% of the total subscribed shares, except in certain circumstances provided for in the JVA. Pursuant to the JVA, Rockwell Land shall subscribe to 3,148,410,000 common and redeemable preferred stocks out of the unissued authorized shares of RIDC in the following manner:

- *First Subscription:* On the execution date of the JVA, Rockwell Land shall execute a Subscription Agreement to subscribe to 1,019,205,000 common stocks and 1,500,795,000 redeemable preferred stocks – Tier 1.

- *Second Subscription:* Upon SEC approval of the increase in capital stock, Rockwell Land shall execute a second Subscription Agreement to subscribe to the additional 628,410,000 redeemable preferred stocks – Tier 1 to complete its subscription for the shares comprising its Tier 1 capital contribution.

In December 2021, Rockwell Land contributed ₱630 million in cash to RIDC as partial payment for Rockwell Land's subscription. On the same period, RIDC filed its application with the Philippine SEC for the increase in authorized capital stock. The corresponding shares of Rockwell Land's first subscription shall be issued out of the said increase in authorized capital stock. Accordingly, the aforementioned partial subscription payment is treated as deposits for stock subscription as at December 31, 2022 and 2021 and presented as part of investments in joint ventures.

The increase in RIDC's authorized capital stock was approved by the SEC in April 2022, with Rockwell Land accruing the remaining portion of its subscription amounting to ₱2,518.4 million as at December 31, 2022, which remains unpaid as at December 31, 2024. In 2025, Rockwell Land paid a portion of the subscription payable amounting to ₱1,476.1 million.

On October 12, 2024, Rockwell Land and IPI executed an agreement amending the schedule of capital contributions and subscriptions, and the capital structure of RIDC. IPI subscribed to 135,000,000 redeemable preferred shares-Tier 2 out of the unissued portion of the existing authorized capital stock of RIDC. On the same date, IPI paid ₱34 million in cash to effect the additional subscription.

b. RBC

On March 25, 2008, Rockwell Land entered into a 25-year JV Agreement with Meralco to form an unincorporated and registered joint venture (70% ownership for Rockwell Land and 30% ownership for Meralco) in the Philippines, wherein the parties agreed to pool their allocated areas in the first two towers of the BPO Building, including the right to use the land, and to operate and manage the combined properties for lease or any similar arrangements to third parties under a common property management and administration. A Supplemental Agreement to the JV Agreement was entered by the parties on December 6, 2013 to include their respective additional rights and obligations, and the development and construction of the third tower of the BPO Building which was completed in December 2014.

c. ENERCO

On May 20, 2013, EDC and Alterra Power Corporation (Alterra, a publicly-traded company and listed at the Toronto Stock Exchange) executed a JV Agreement for the exploration and development of the Mariposa geothermal project in Chile (Mariposa Project). Following the execution of such JV Agreement, EDC, Alterra and their relevant subsidiaries have executed Shareholders' Agreement and other related agreements all with effect on June 17, 2013 for the implementation of the terms of the JV Agreement. Under the Shareholders' Agreement, EDC (through EDC Geotermica SpA, its wholly owned subsidiary in Chile) will subscribe to a 70% interest in Enerco, an Alterra subsidiary in Chile that owns the Mariposa Project. On June 17, 2013, EDC subscribed to a 70% interest in Enerco through a Subscription Deed with Alterra. While EDC Geotermica owns 70% interest in Enerco, it does not have the sole ability to direct the relevant activities which most significantly affect the returns of Enerco as the key operating and financial decisions of Enerco require the unanimous vote and consent of the parties sharing control.

Accordingly, the investment in Enerco has been determined by management to be a joint arrangement to be accounted for as joint venture.

Investments in Joint Operations

First Balfour has entered into joint operations arrangements for its various construction projects.

	Nature of Business	Country of Incorporation	Participating Interest
Leighton-First Balfour Joint Venture (LFBJV)	Construction of railway	Philippines	Package S-03a - 50% Package S-03b - 35%
First Balfour-Leighton Joint Venture (FBLJV)	Construction of data center	Philippines	60%
First Agua (FB-Tedagua)	Construction of water treatment plant	Philippines	60%
First Balfour – Leighton Skylink Joint Venture	Construction of the EDSA on ramp to Skyway	Philippines	50%
First Balfour - MRAIL Joint Venture (FB/MRAIL Inc.)	Rehabilitation of rectifier substations	Philippines	51%
Cebu Link Joint Venture (CLJV) (FB- Acciona-DMCI)	Construction of bridge	Philippines	25%

The Group's share in the assets of joint operations follow:

	2025	2024
		(In Millions)
LFBJV	**₱2,958**	₱2,972
FBLJV	**904**	1,373
First Agua	**225**	225
FB-MRAIL	**33**	33
CLJV	**15**	58
FB Leighton Skylink JV	**7**	–
	₱4,142	₱4,661

The assets of these joint operations include cash, receivables, inventories, prepayments and property and equipment.

The Group's share in the liabilities of joint operations follow:

	2025	2024
		(In Millions)
LFBJV	**₱2,908**	₱3,020
FBLJV	**1,089**	1,240
First Agua	**198**	198
CLJV	**15**	17
FB-MRAIL	**8**	8
FB Leighton Skylink JV	**7**	–
	₱4,225	₱4,483

The liabilities of these joint operations include trade and other payables, retention payable, lease liabilities, and contract liabilities.

Investments in Associates

The details of the investments in associates are as follows:

	2025	2024
		(In Millions)
Cost:		
Balance at beginning of year	**₱581**	₱1,318
Additions (Note 5)	**28,822**	19
Step acquisition to a subsidiary (Note 5)	**–**	(756)
Balance at end of year	**29,403**	581
Accumulated equity in net earnings (losses):		
Balance at beginning of year	**(558)**	(517)
Share in net gains (losses) for the year	**636**	(38)
Gain on remeasurement of investment in RNDC (Note 5)	**–**	65
Step acquisition to a subsidiary (Note 5)	**–**	(68)
Balance at end of year	**78**	(558)
Carrying value	**₱29,481**	₱23

The Group's associates, all incorporated in the Philippines, consist of the following:

		Percentage of Ownership		Carrying Value	
Associate	Principal Activities	**2025**	2024	**2025**	2024
Gas Holding Companies and LNG Holdings	Power generation	**25 – 40**	–	**₱27,730**	~~₱~~–
PT Daya Mas Bumi Sentosa (DMBS)	Power generation	**50**	–	**1,720**	
Batangas Bay Towage, Inc. (BBTI)	Towage and other vessel support services	**40**	40	**–**	–
Others	Power generation, trading, health	**–**	Various	**31**	23
				₱29,481	~~₱~~23

The carrying amount of the investments in associates as at December 31, 2025 and 2024 represents the aggregate carrying values of individually immaterial associates.

a. Gas Holding Companies and LNG Holdings

On November 17, 2025, First Gen disposed of its 60% equity interest in the Gas Business to Prime Infra (see Note 5). Following the sale, the retained interests in the Gas Holding Companies and LNG Holdings are accounted for as investments in associates under the equity method.

The following is a list of companies where First Gen has significant influence (collectively referred to as "Gas Business"):

	Percentage of Effective Voting Interest	
	2025	2024
FGHC	**40**	–
FGPC	**40**	–
FG Pipeline	**40**	–
FG Land	**40**	–
Unified	**67***	–
FGP	**40***	–
AlliedGen	**40**	–
FNPC	**40**	–
FGEN Meridian	**40**	–
Prime Meridian	**40**	–
LNG Holdings	**25**	–
FGEN LNG	**20**	–
FGESHI	**40**	–
FG Ecopower	**40**	–

**Effective ownership interest of First Gen in FGP is 40% through its 67% equity stake in Unified.*

For the period November 17, 2025 to December 31, 2025, First Gen recognized equity in net earnings of the Gas Business amounting to ₱627 million ($11.4 million) and is presented in the 2025 consolidated statement of income.

There were no cash dividends declared and paid by the Gas Holding Companies and LNG Holdings from November 17, 2025 to December 31, 2025.

Retained earnings of associates are not currently available for dividend distribution unless declared by the investees.

As at December 31, 2025, the total assets of LNG Holdings amounted to ₱26.5 billion ($450.4 million), of which current assets amounted to ₱4.4 billion ($75.1 million). LNG Holdings also has total liabilities amounting to ₱9.8 billion ($166.6 million) as of December 31, 2025, of which current liabilities amounted to ₱3.4 billion ($58.3 million).

In 2025, LNG Holdings earned revenue amounting to ₱7 billion ($121.0 million) and total comprehensive income amounting to ₱3 billion ($44.5 million).

b. PT Daya Mas Bumi Sentosa (DMBS)

On October 28, 2025, PT FGGI, a wholly owned subsidiary of EDC, has signed a Shareholders' Agreement with PT DSSR Daya Mas Sakti (DMS), a subsidiary of PT Dian Swastatika Sentosa Tbk of the Sinar Mas Group in Indonesia, and PT Daya Mas Bumi Sentosa (DMBS). The Shareholders' Agreement sets out the terms of the strategic partnership for the development of a potential geothermal energy portfolio in Indonesia.

PT FGGI and DMS established DMBS and has 50% ownership interest each in DMBS. PT FGGI transferred all its shares in PT Daya Graho Sakti Energi, PT Daya Bora Pulu Energi and PT Daya Koto Sani Energi as part of its in-kind equity contribution to DMBS with fair valuation amounting to ₱488 million and cash contribution amounting to ₱1,223 million. Total consideration of investment in DMBS amounted to ₱1,711 million. As a result of the transfer, the Group recognized a gain from deconsolidation amounting to ₱239 million and is presented as part of "Others -net " in the 2025 consolidated statement of income. Of which, ₱119 million is attributable to the remeasurement of the retained interest in the former subsidiaries at fair value when control was lost.

The investment in DMBS is accounted for as an investment in associate under the equity method. While PT FGGI owns 50% interest in DMBS, PT FGGI does not have the ability to control and direct the relevant activities which most significantly affect the returns of DMBS. On December 8, 2025, PT FGGI made an additional cash investment amounting to ₱7 million.

c. *Others*

Dividend income from PECO amounted to ₱25 million in 2025, nil in 2024, and ₱121 million in 2023 (see Note 23).

11. **Financial Assets**

Other Current Financial Assets

	2025	2024
		(In Millions)
Financial assets at FVPL -		
FVPL investments (Note 30)	**₱14,756**	₱68
Financial assets at amortized cost:		
Refundable deposits	**218**	187
Restricted cash	**1,170**	52
Financial assets accounted for as cash flow hedge -		
Derivative asset (Note 30)	**9**	13
	₱16,153	₱320

FVPL Investments
The Group, through First Gen group, entered into various investment management agreements (IMA) with various Investment Managers, whereby First Gen group availed the service of the Investment Manager relative to the management and investment of funds.

Among others, following are the significant provisions of the IMA of the Group:

- The investment managers shall administer and manage the fund as allowed and subject to the requirements of the Bangko Sentral ng Pilipinas (BSP), and in accordance with the written investment policy and guidelines mutually agreed upon and signed by the respective investment managers and First Gen group.

- The agreement is considered as an agency and not a trust agreement. First Gen group, therefore, shall at all times retain legal title to the fund.

- The IMA does not guaranty a yield, return, or income on the investments or reinvestments made by the investment managers. Any loss or depreciation in the value of the assets of the fund shall be for the account of First Gen group.

In addition, the Group has investments in various money unit investment trust fund. Fund investments include quoted government securities and other quoted securities. The Group accounts for the entire investment as financial assets to be carried at FVPL.

As at December 31, 2025 and 2024, the movements of the financial assets at FVPL account are as follows:

	2025	2024
		(In Millions)
Balance at beginning of year	**₱68**	₱20
Additions	**19,384**	53
Redemptions	**(4,786)**	(7)
Realized income	**69**	–
Mark-to-market gain (Note 23)	**63**	2
Foreign exchange adjustments	**(40)**	–
Trustee fees	**(2)**	–
Balance at end of year	**₱14,756**	₱68

Restricted Cash
As at December 31, 2025 and 2024, restricted cash represents funds in escrow account to cover all payments received from the buyers for the sale of real estate with restriction on withdrawal and remittance.

Financial Assets at FVOCI
Financial assets at FVOCI consist of the following:

	2025	2024
		(In Millions)
Quoted equity securities	**₱28,185**	₱23,759
Unquoted equity securities	**657**	647
Proprietary membership	**324**	326
Quoted government debt securities	**189**	187
	₱29,355	₱24,919

a. Quoted Equity Securities

- *Meralco*
  Investment in quoted securities include the Group's remaining interest in Meralco of 3.95% as at December 31, 2025 and 2024. As at December 31, 2025 and 2024, the carrying amounts of the Group's investment in Meralco amounted to ₱25,529 million (valued at ₱574 per share) and ₱21,704 million (valued at ₱488 per share), respectively.

  Dividend income from Meralco amounted to ₱1,115 million in 2025, ₱958 million in 2024, and ₱869 million in 2023 (see Note 23).

- *Lopez Holdings Corporation*
  In 2021, the Parent Company conducted a Tender Offer to acquire a minimum of 908,459,782 issued and outstanding common stocks of Lopez Holdings, the immediate parent company, representing approximately 20% of its total issued and outstanding common stocks and up to a maximum of 1,430,824,156 issued and outstanding common stocks representing approximately 31.5% of its total issued and outstanding common stocks, from all the shareholders of Lopez Holdings. The Tender Offer Period ran from January 22, 2021 to March 8, 2021 with an offer price of ₱3.85 per common share. Following the close of the Tender Offer Period, a total of 712,206,016 common stocks of Lopez Holdings representing 15.68% of its total issued and outstanding common stocks were tendered, accepted and thereafter purchased by the Parent Company for a total transaction value of ₱2,756 million. As at December 31, 2025 and 2024, the carrying amounts of the Group's investment in Lopez Holdings amounted to ₱2,649 million (valued at ₱3.72 per share) and ₱1,923 million (valued at ₱2.70 per share), respectively.

  Dividend income received from other quoted equity securities amounted to ₱71 million in 2025, 2024 and 2023 (see Note 23).

b. *Unquoted Equity Securities.* Unquoted Equity Securities consists of investments in Narra Venture and Acclima, a foreign-based technology corporation, among others.

c. *Quoted Government Debt Securities.* Quoted government debt securities consist of investments in fixed rate bonds, fixed rate treasury notes and retail treasury bonds with maturities between 2024 and 2037 as at December 31, 2025 and 2024, and interest rates ranging from 5.8% to 6.3% for both years.

Set out below are the movements in the accumulated unrealized fair value gains on financial assets at FVOCI recognized as part of equity as at December 31:

	2025	2024
		(In Millions)
Balance at beginning of year	**₱13,075**	₱10,148
Unrealized fair value gains recognized in OCI	**4,584**	2,927
Balance at end of year	**₱17,659**	₱13,075

	2025	2024
		(In Millions)
Attributable to:		
Equity holders of the Parent Company	**₱17,564**	₱12,981
Non-controlling interests	**95**	94
	₱17,659	₱13,075

Other Noncurrent Financial Assets

	2025	2024
		(In Millions)
Financial assets at amortized cost:		
Long-term receivables (Note 31)	**₱2,165**	₱1,836
Special deposits and funds (Note 31)	**345**	43
Derivative assets (Note 30)	**27**	1
	₱2,537	₱1,880

Long-term receivables mainly pertain to the receivable of First Gen group from TransCo arising from FIT rate adjustments of EDC, and Rockwell Land's receivables from third parties expected to be collected more than 12 months and more than five years, respectively.

The special deposits and funds mainly consist of security deposits for various operating lease agreements covering office spaces and certain equipment, escrow accounts in favor of terminated employees, and escrow accounts in favor of specified counterparties in certain transactions.

12. Property, Plant and Equipment

	2025						
	Land	Power Plants, Buildings, Other Structures and Leasehold Improvements	FCRS and Production Wells	Transportation Equipment	Exploration, Machinery and Equipment	Construction in Progress	Total
				(In Millions)			
Cost							
Balance at beginning of year	**₱5,087**	**₱96,005**	**₱66,638**	**₱1,209**	**₱165,323**	**₱48,500**	**₱382,762**
Effect of acquisition of a subsidiary	**864**	**3**	**–**	**6**	**52**	**–**	**925**
Additions (Note 5)	**469**	**478**	**–**	**83**	**956**	**22,467**	**24,453**
Discontinued operations (Note 5)	**(2,277)**	**(588)**	**–**	**(165)**	**(127,858)**	**598**	**(130,290)**
Retirement/Write off	**–**	**(7)**	**–**	**(40)**	**(138)**	**–**	**(185)**
Disposals	**–**	**(38)**	**–**	**(14)**	**(362)**	**–**	**(414)**
Reclassifications and adjustments (Notes 8, 13 and 15)	**(241)**	**24,609**	**27,876**	**58**	**1,325**	**(52,758)**	**869**
Foreign currency translation adjustment	**(30)**	**(121)**	**–**	**–**	**(722)**	**99**	**(774)**
Balance at end of year	**3,872**	**120,341**	**94,514**	**1,137**	**38,576**	**18,906**	**277,346**
Accumulated Depreciation, Amortization and Impairment Losses							
Balance at beginning of year	**–**	**71,327**	**22,937**	**993**	**94,083**	**65**	**189,405**
Depreciation and amortization (Note 23)	**–**	**6,116**	**2,871**	**125**	**5,787**	**–**	**14,899**
Effect of acquisition of a subsidiary		**2**	**–**	**5**	**45**		**52**
Discontinued operations (Note 5)	**–**	**(9,710)**	**–**	**(129)**	**(85,281)**	**104**	**(95,016)**
Retirement/Write off	**–**	**(6)**	**–**	**(31)**	**(137)**	**–**	**(174)**
Disposals	**–**	**(29)**	**–**	**(13)**	**(212)**	**–**	**(254)**
Reclassifications and adjustments	**–**	**(5,002)**	**22**	**29**	**5,091**	**–**	**140**
Foreign currency translation adjustment	**–**	**(97)**	**–**	**–**	**(769)**	**(84)**	**(950)**
Balance at end of year	**–**	**62,601**	**25,830**	**979**	**18,607**	**85**	**108,102**
Net Book Value	**₱3,872**	**₱57,740**	**₱68,684**	**₱158**	**₱19,969**	**₱18,821**	**₱169,244**

	2024						
	Land	Power Plants, Buildings, Other Structures and Leasehold Improvements	FCRS and Production Wells	Transportation Equipment	Exploration, Machinery and Equipment	Construction in Progress	Total
				(In Millions)			
Cost							
Balance at beginning of year	₱4,881	₱80,352	₱59,854	₱1,155	₱141,683	₱43,123	₱331,048
Additions (Note 5)	158	5,297	8	110	10,072	28,908	44,553
Retirement/Write off	–	(571)	–	–	(147)	–	(718)
Disposals	–	(586)	–	(43)	(314)	(36)	(979)
Reclassifications and adjustments (Notes 8, 13 and 15)	–	10,409	6,776	(20)	9,106	(23,445)	2,826
Foreign currency translation adjustment	48	1,104	–	7	4,923	(50)	6,032
Balance at end of year	5,087	96,005	66,638	1,209	165,323	48,500	382,762
Accumulated Depreciation, Amortization and Impairment Losses							
Balance at beginning of year	–	65,457	20,736	860	84,869	118	172,040
Depreciation and amortization (Note 23)	–	4,675	2,201	107	7,078	–	14,061
Retirement/Write off	–	(204)	–	(31)	(143)	–	(378)
Disposals	–	–	–	(7)	(251)	–	(258)
Reclassifications and adjustments	–	492	–	58	(558)	–	(8)
Foreign currency translation adjustment	–	907	–	6	3,088	(53)	3,948
Balance at end of year	–	71,327	22,937	993	94,083	65	189,405
Net Book Value	₱5,087	₱24,678	₱43,701	₱216	₱71,240	₱48,435	₱193,357

In 2025, 2024 and 2023, the Group sold property and equipment with a total net book value ₱160 million, ₱721 million, and ₱158 million, respectively, for a cash consideration of ₱384 million in 2025, ₱392 million in 2024, and ₱210 million in 2023. The net gains (loss) on these disposals were recognized under "Other income (charges)" account in the consolidated statements of income (see Note 23).

The significant transactions and events affecting the Group's "Property, plant and equipment" account are as follows:

Estimated Rehabilitation and Restoration Costs. Under the respective ECCs, certain power plants have legal obligations to dismantle their respective power plant assets at the end of their useful lives. FG Bukidnon, on the other hand, has a contractual obligation under the HSC to dismantle its power plant asset at the end of its useful life. EDC also has legal obligations to dismantle the steam fields and power plants located in the contract areas for which EDC is legally and constructively liable (see Note 19).

Also, FCRS and production wells include the estimated rehabilitation and restoration costs of EDC's steam fields and power plants' contract areas at the end of the contract period. These were based on technical estimates of probable costs which may be incurred by EDC in the rehabilitation and restoration of the said steam fields and power plants' contract areas, discounted using a risk-free discount rate and adjusted the cash flows to settle the provision. Similarly, EBWPC has recorded an estimated provision for asset retirement obligation relating to removal and disposal of all wind farm materials, equipment and facilities from the contract areas at the end of the contract period (see Note 19). The amount of provision was recorded as part of the costs of power plants.

The Group adjusted its asset retirement obligation with a decrease of ₱11 million in 2025 and an increase of ₱69 million in 2024 (see Note 19). The revision in estimate is attributable to changes in estimated cash flow and discount rates. The Group calculates the present value to settle the obligation by adjusting the cash flows for the risk and discounted it using risk-free discount rates.

FPIC

Following the issuance by the Court of Appeals (CA) of a Resolution containing its Report and Recommendations to the Supreme Court (SC) in December 2012 about the conduct of hearings and the structural integrity of the white oil pipeline (WOPL), FPIC recognized an APO of ₱567 million in 2013 in relation with the end-of-use of its pipelines. This was based on the results of engineering study and was calculated using prices in 2005 to 2006 adjusted for inflation and discounted at 6%. Asset retirement and preservation obligations amounted to ₱745 million as at December 31, 2025 and 2024 (see Note 19).

Pledged Assets

No property, plant and equipment has been pledged as security for long-term debt as at December 31, 2025 and 2024 (see Note 18).

Effect of Acquisition of a Subsidiary

On February 13, 2025, Rockwell Land acquired the entire shareholdings of the former shareholders of Cabo Golf Club aggregating to 100,000 shares for a total consideration of ₱10.0 million, making Cabo Golf Club a wholly owned subsidiary of Rockwell Land. Cabo Golf Club is a single asset entity with parcels of land located in Lian, Batangas now intended for the development of golf course facilities. The acquisition of Cabo Golf Club is accounted for as an asset acquisition. Hence, Cabo Golf Club's assets, which primarily consist of a parcel of land, were assigned their carrying amount based on their relative fair values. The land was valued at ₱863.5 million, after allocating the acquisition cost to other identifiable assets and liabilities of Cabo Golf Club which had a net liability carrying amount of ₱853.5 million (including cash of ₱19.2 million). The amount also includes the ₱9 million carrying value of the property and equipment of ACC.

Reclassifications and Adjustments

The reclassifications in the accumulated depreciation of property, plant and equipment include the capitalized depreciation charges amounting to ₱465 million, ₱342 million, and nil in 2025, 2024 and 2023, respectively, under "Construction in progress" which primarily relates to ongoing drilling of production wells. In addition, First Gen Group recognized adjustments to the cost of property, plant and equipment in 2025 and 2024 relating to provisions for rehabilitation and restoration costs, as a result of the reassessment made by First Gen Group on the nature of the assets. It also includes reclassification of the prepaid major spare parts amounting to ₱2,991 million in 2024 [see Notes 15 and 31(x)]. The reclassification of prepaid major spare parts in 2024 resulted from the completion of the scheduled major maintenance outage of the San Gabriel gas plant.

For the year ended December 31, 2025, Rockwell Land sold parcels of land classified under "Real estate inventories" to Cabo Golf Club, its subsidiary, for future development of golf course facilities under "Property and equipment" amounting to ₱576.8 million. As at December 31, 2025, the development of "Mactan Hotel" project in Mactan, Cebu is still ongoing. During the year ended December 31, 2025, Rockwell Land reallocated a portion of the land initially intended for hotel operation to residential condominium units for sale amounting to ₱144 million.

Other reclassifications were due to the results of reassessment made by First Gen Group on the nature of the assets.

Construction in Progress

First Gen Group's "Construction in progress" account includes EDC's steamfield assets and other ongoing construction projects in 2025 and 2024, and FGEN LNG's Multi-Purpose Jetty and Gas Receiving Facility in 2024.

EDC

EDC's construction in progress account includes steamfield assets and other ongoing construction projects. Steamfield assets are mainly composed of in-progress production wells and FCRS, while other construction projects include the Northern Negros, various battery energy storage systems, ongoing rehabilitation activities in the plants, Control Systems Integration (CSI), retrofitting and other construction projects.

Capitalized borrowing costs on loans amounted to ₱606 million, ₱138 million, and ₱66 million in 2025, 2024 and 2023, respectively.

FGEN LNG

On November 11, 2020, FGEN LNG signed a Construction Contract and Supply Contract with McConnell Dowell Philippines, Inc. (MCD Philippines) and McConnell Dowell South East Asia Pte. Ltd. (together the "Contractors"), respectively, for the engineering, procurement and construction (EPC) of the Multi-Purpose Jetty and Gas Receiving Facility for its Interim Offshore LNG Terminal (IOT) Project to be located within the power plant complex in Batangas City.

Upon termination of the Construction Contract and Supply Contract, a General Framework Agreement for Support Services ("GFA") was executed on August 2, 2023 by FGEN LNG and MCD Philippines. Under the GFA, MCD Philippines agrees to provide various completion and commissioning services to FGEN LNG under a "work order" structure to achieve commissioning and start-up of the LNG facility, which is similar to a Facility Completion under the original EPC contract.

In February 2024, the LNG regasification terminal became available for use. Consequently, FGEN LNG reclassified a total of ₱12,970 million from the "Construction in progress" account to the respective "Property, plant and equipment" accounts. The components of the Multi-Purpose Jetty and Gas Receiving Facility include the unloading system, multi-purpose jetty, land improvements, monitoring and control buildings, steel structure, gas pipeline and metering skids, safety and control systems, and electrical, communication and water facilities. This asset group has an average useful life of 21.77 years as at December 31, 2024.

The Department of Energy (DOE) issued a Permit to Operate and Maintain (POM) to FGEN LNG for the Interim Offshore LNG Terminal located in the FGCEC in Batangas City. The POM authorizes the operation of the project for its own-use and is valid for a period of twenty-five (25) years. In January 2025, FGEN LNG declared commercial operations after receiving the POM from the DOE.

13. Investment Properties

	2025				2024			
	Land	**Buildings and Others**	**Investment Properties in Progress**	**Total**	Land	Buildings and Others	Investment Properties in progress	Total
					(In Millions)			
Cost								
Balance at beginning of year	**₱7,794**	**₱22,333**	**₱1,295**	**₱ 31,422**	₱7,500	₱21,895	₱403	₱29,798
Additions	**723**	**2,063**	**792**	**3,578**	247	737	892	1,876
Effect of business combination (Note 5)	**36,056**	**1,774**	**–**	**37,830**	–	–	–	–
Reclassification within investment properties	**–**	**771**	**(771)**	**–**	–	–	–	–
Reclassification from (to) inventories and property, plant and equipment (Notes 8 and 12)	**–**	**–**	**–**	**–**	47	(299)	–	(252)
Balance at end of year	**44,573**	**26,941**	**1,316**	**72,830**	7,794	22,333	1,295	31,422
Accumulated Depreciation								
Balance at beginning of year	**–**	**8,007**	**–**	**8,007**	–	6,944	–	6,944
Depreciation (Note 23)	**–**	**935**	**–**	**935**	–	1,097	–	1,097
Reclassification to inventories and property, plant and equipment (Notes 8 and 12)	–	–		–	–	(34)	–	(34)
Balance at end of year	**–**	**8,942**	**–**	**8,942**	–	8,007	–	8,007
Impairment Loss	–	**114**	–	**114**	–	–	–	–
Net Book Value	**₱44,573**	**₱17,885**	**₱1,316**	**₱63,774**	₱7,794	₱14,326	₱1,295	₱23,415

Investment properties consist mainly of Rockwell Land's "Power Plant" Mall, other investment properties held for lease within and outside Rockwell Center, land held for appreciation, and the construction of Rockwell Performing Arts Theater. This account also includes FPH and FPRC's real properties, and FPIP's and FPPC group's parcels of land located in Tanauan, Batangas.

In 2025 and 2024, Rockwell Land's, general borrowing costs capitalized as part of investment properties amounted to ₱20 million and ₱12 million, respectively. Average capitalization rate used for all ongoing projects is 4.82% in 2025 and 2024.

Fair value. The aggregate fair values of the Group's investment properties amounted to ₱96,901 million and ₱57,646 million as at December 31, 2025 and 2024, respectively. Fair values have been determined based on valuations performed by independent professional appraisers and based on the average purchase price of land acquired during the year.

The fair value represents the amount at which the assets could be exchanged between a knowledgeable, willing buyer and a knowledgeable willing seller in an arm's length transaction at the date of valuation.

In conducting the appraisal, the independent professional appraisers used any of the following approaches:

a. Market Data or Comparative Approach

The fair value of land held for appreciation and land component of assets under construction arrived through use of the "Market Data Approach". Market Data Approach is based on the assumption that no prudent purchaser will buy more than what it will cost him to acquire an equally desirable substitute parcel or site. This approach is primarily based on sales and listings, which are adjusted for time of sale, location, and general characteristics of comparable lots in the neighborhood where the subject lot is situated. This is included under Level 2 in the fair value hierarchy.

b. Income Approach

The fair value of the mall and investment properties held for lease was derived through the use of "Income Approach", particularly the Discounted Cash Flow Analysis which is a financial modelling technique based on explicit assumptions regarding the prospective cash flow to a property. This analysis involves the projection of a series of periodic cash flows to an operating property. To this projected cash flow series, an appropriate discount rate is applied to establish an indication of the present value of the income stream associated with the property being valued. In an operating property, periodic cash flow is typically estimated as gross revenue less operating expenses and other outgoings. The series of periodic net operating incomes, along with an estimate of the terminal value, anticipated at the end of the projection period, is then discounted at the discount rate, being a cost of capital or a rate of return used to convert a monetary sum, payable or receivable in the future, into present value. This is included under Level 3 in the fair value hierarchy.

c. Cost Approach

The fair value of assets recently completed and undergoing construction is derived through "Cost Approach". Cost Approach is based on the amount required to replace the service capacity of an asset (frequently referred to as current replacement cost). This approach is applied by estimating the amount that currently would be required to construct a substitute software asset of comparable utility. This is included under Level 3 in the fair value hierarchy.

Set out below is a comparison by class of carrying values and fair values of the Group's investment properties as at December 31, 2025 and 2024.

	Carrying Value	Fair Value	Level 1	Level 2	Level 3
		(In Millions)			
2025	**₱63,774**	**₱96,901**	**₱–**	**₱80,632**	**₱16,269**
2024	₱23,415	₱57,646	₱–	₱42,178	₱15,468

Rental income. The aggregate rental income from investment properties of Rockwell Land, FPIP, FPPC, FPRC and the Parent Company and the related aggregate direct operating expenses in 2025, 2024 and 2023 are shown below:

	For the Years Ended December 31		
	2025	2024	2023
		(In Millions)	
Rental income (Note 21c)	**₱3,718**	₱3,382	₱3,113
Direct operating expenses	**1,247**	1,281	1,082

14. Goodwill and Intangible Assets

	2025							
	Goodwill (Note 3)	**Concession Rights for Contracts Acquired**	**Water Rights**	**Pipeline Rights**	**Right-to-Use Transmission Line**	**Intangible Asset on Acquired O&M Agreements**	**Other Intangible Assets**	**Total**
					(In Millions)			
Cost								
Balance at beginning of year	**₱48,671**	**₱8,337**	**₱2,405**	**₱767**	**₱67**	**₱18,652**	**₱896**	**₱79,795**
Addition (Note 5)	**–**	**–**	**–**	**–**	**–**	**–**	**41**	**41**
Discontinued operations (Note 5)	**(522)**	**–**	**–**	**(762)**	**(66)**	**–**		**(1,350)**
Foreign currency translation adjustment	**(52)**	**–**	**–**	**(5)**	**(1)**	**–**	**18**	**(40)**
Balance at end of year	**48,097**	**8,337**	**2,405**	**–**	**–**	**18,652**	**955**	**78,446**
Accumulated Amortization								
Balance at beginning of year	**188**	**8,337**	**1,743**	**767**	**62**	**311**	**767**	**12,175**
Amortization (Note 23)	**–**	**–**	**96**	**–**	**4**	**342**	**39**	**481**
Discontinued operations (Note 5)	**–**	**–**	**–**	**(762)**	**(66)**	**–**	**–**	**(828)**
Foreign currency translation adjustment	**(48)**	**–**	**1**	**(5)**	**–**	**–**	**2**	**(50)**
Balance at end of year	**140**	**8,337**	**1,840**	**–**	**–**	**653**	**808**	**11,778**
Net Book Value	**₱47,957**	**₱–**	**₱565**	**₱–**	**₱–**	**₱17,999**	**₱147**	**₱66,668**

	2024							
	Goodwill (Note 3)	Concession Rights for Contracts Acquired	Water Rights	Pipeline Rights	Right-to-Use Transmission Line	Intangible Asset on Acquired O&M Agreements	Other Intangible Assets	Total
				(In Millions)				
Cost								
Balance at beginning of year	₱48,648	₱8,337	₱2,405	₱734	₱64	₱–	₱857	61,045
Addition (Note 5)	–	–	–	–	–	18,670	38	18,708
Foreign currency translation adjustment	23	–	–	33	3	(18)	1	42
Balance at end of year	48,671	8,337	2,405	767	67	18,652	896	79,795
Accumulated Amortization								
Balance at beginning of year	188	8,332	1,647	710	53	–	731	11,661
Amortization (Note 23)	–	5	96	26	7	311	33	478
Foreign currency translation adjustment	–	–	–	31	2	–	3	36
Balance at end of year	188	8,337	1,743	767	62	311	767	12,175
Net Book Value	₱48,483	₱–	₱662	₱–	₱5	₱18,341	₱129	₱67,620

Goodwill

As at December 31, 2025, the outstanding balance of goodwill is attributable to Red Vulcan, GCGI, FG Hydro, MSA-PH, IBSI, and AEI. As at December 31, 2024, the outstanding balance of goodwill is attributable to Red Vulcan, GCGI, FG Hydro, MSA-PH, IBSI, AEI and FGHC.

Concession Rights for Contracts Acquired

As a result of the purchase price allocation of Red Vulcan, an intangible asset was recognized pertaining to concession rights originating from contracts of EDC amounting to ₱8,337 million. Such intangible asset pertains to the SSAs and PPAs of EDC that were existing at the time of acquisition.

The identified intangible asset is amortized using the straight-line method over the remaining term of the existing contracts ranging from 1 to 17 years. The intangible asset related to the concession rights was fully amortized as at December 31, 2024.

Water Rights

Water rights pertain to FG Hydro's right to use water from the Pantabangan reservoir for the generation of electricity. NPC, through a Certification issued to FG Hydro dated July 27, 2006, gave its consent to the transfer to FG Hydro, as the winning bidder of the Pantabangan Hydroelectric Power Plant/Masiway Hydroelectric Power Plant (PAHEP/MAHEP), the water permit for Pantabangan river issued by the National Water Resources Council on March 15, 1977.

Water rights are amortized using the straight-line method over 25 years, which is the term of FG Hydro's agreement with NIA. The remaining amortization period of water rights is 5.9 years as at December 31, 2025.

Right-to-Use Transmission Line

On July 15, 2015, FGPC agreed to give, transfer and convey, by way of donation, the Substation Improvements to TransCo amounting to ₱63 million pursuant to the SIA dated September 2, 1997 entered into among FGPC, NPC and Meralco. The transferred substation improvements were accounted for as intangible assets since FGPC still maintains the right to use these assets under the provisions of the PPA with Meralco and the SIA. The cost of the rights to use the Substation Improvements is amortized using the straight-line method over 10 years, which was then the remaining term of the PPA with Meralco. The right-to-use transmission line was fully amortized in August 2025.

Intangible Asset on Acquired O&M Agreements

On February 25, 2024, the Deed of Absolute Sale of the 165MW CHEPP in Pantabangan, Nueva Ecija was signed and executed by PSALM, NIA, and FRLC for a total acquisition price of ₱29,403 million. Subsequently, on February 26, 2024, the CHEPP was officially turned over to FRLC (see Note 5).

The intangible asset recognized by FRLC arises from the O&M Agreements for the non-power components and transbasin facilities, entered into with PSALM and NIA, in furtherance of and ancillary to the Asset Purchase Agreement (APA). The administration, operation and maintenance of these non-power components and transbasin facilities are essential to ensure FRLC's continued and uninterrupted full beneficial use of the CHEPP. FRLC will derive benefits from the O&M agreements by using the non-power components and transbasin facilities, including the water sourced through Casecnan and Taan rivers (see Note 31).

The O&M Agreement for the non-power components shall be effective for a term of 25 years, commencing on February 25, 2024, and may be renewed for another 25 years upon mutually agreed terms and conditions by the parties. Similarly, the O&M Agreement for transbasin facilities shall be effective for a period of 25 years, commencing on February 25, 2024, and may be renewed for a period in accordance with conditions as may be agreed upon by the parties.

In addition, on April 8, 2024, FRLC, entered into a Hydro Operating Contract (HOC) with the DOE, granting FRLC exclusive rights to the contract area for hydropower operations. The HOC, which governs the plant's hydropower operations, follows a 25-year term with a guaranteed extension for another 25 years, provided all contractual obligations are met.

As these agreements form the foundation of CHEPP's continued operations, FRLC has determined that the useful life of the identified intangible asset should span the full 50-year period, aligning with its projected economic benefits. The remaining amortization period is 48.2 years as at December 31, 2025.

Other Intangible Assets
This account includes computer software and licenses.

15. Other Noncurrent Assets

	2025	2024
		(In Millions)
Input VAT (Note 9)	**₱5,697**	₱7,048
Exploration and evaluation assets	**4,189**	2,650
Advances to landowners	**3,549**	3,771
Prepaid expenses - net of current portion (Note 9)	**3,460**	3,064
Right-of-use assets (Notes 27 and 31)	**3,070**	11,538
Advances to contractors and suppliers	**1,637**	397
CWT	**81**	34
Prepaid major spare parts (Notes 12 and 31)	–	3,539
Deferred debt issuance costs (Notes 18 and 34)	–	53
Retirement assets (Note 24)	–	46
Others	**1,811**	2,334
	₱23,494	₱34,474

Right-of-use Assets
Right-of-use assets pertain to the recognized amounts from the lease contracts of the Group in accordance with PFRS 16 (see Notes 27 and 31). The costs of right-of-use assets are amortized using the straight-line method over the lease term.

The rollforward analysis of the right-of-use assets follows:

	2025				
	Land	**Building**	**LNG Charter Hires**	**Transportation Equipment**	**Total**
			(In Millions)		
Cost					
Balance at beginning of year	**₱524**	**₱3,045**	**₱11,861**	**₱71**	**₱15,501**
Additions (Notes 19 and 31)	**–**	**2,226**	**–**	**–**	**2,226**
Discontinued operations (Note 5)	**–**	**(1,738)**	**(12,445)**	**–**	**(14,183)**
Adjustments (Note 31)	**–**	**290**	**584**	**–**	**874**
Balance at end of year	**524**	**3,823**	**–**	**71**	**4,418**
Accumulated Depreciation and Amortization					
Balance at beginning of year	**76**	**1,626**	**2,206**	**55**	**3,963**
Depreciation (Note 23)	**15**	**2,071**	**–**	**10**	**2,096**
Discontinued operations (Note 5)		**(2,384)**	**(2,370)**	**–**	**(4,754)**
Adjustments (Note 31)	**15**	**(136)**	**164**	**–**	**43**
Balance at end of year	**106**	**1,177**	**–**	**65**	**1,348**
Net Book Value	**₱418**	**₱2,646**	**₱ –**	**₱6**	**₱3,070**

	2024				
	Land	Building	LNG Charter Hires	Transportation Equipment	Total
			(In Millions)		
Cost					
Balance at beginning of year	₱524	₱3,045	₱11,787	₱61	₱15,417
Additions (Note 31)	–	–	29	10	39
Adjustments (Note 31)	–	–	45	–	45
Balance at end of year	524	3,045	11,861	71	15,501
Accumulated Depreciation and Amortization					
Balance at beginning of year	61	1,334	299	46	1,740
Depreciation (Note 23)	15	292	2,049	9	2,365
Adjustments (Note 31)	–	–	(142)	–	(142)
Balance at end of year	76	1,626	2,206	55	3,963
Net Book Value	₱448	₱1,419	₱9,655	₱16	₱11,538

Input VAT

Input VAT is broken down as follows:

	2025	2024
		(In Millions)
First Gen	**₱7,067**	₱8,054
First Balfour	**583**	789
Others	**1**	1
	7,651	8,844
Less allowance for impairment	**1,954**	1,796
	₱5,697	₱7,048

Advances to Landowners

Advances to landowners pertain to deposits made for future acquisition of parcels of land which will be applied against the purchase price of the lots upon submission of the necessary documents for the transfer of title.

Prepaid Major Spare Parts

Prepaid major spare parts pertain to the advance payments made by First Gen Group to SEI for the major spare parts that will be replaced during the scheduled maintenance outage.

Prepaid Expenses

Prepaid expenses include payments made by EDC on its real property tax (RPT) that were paid under protest to certain local government units (LGUs) totaling to ₱1,401 million and ₱1,186 million as at December 31, 2025 and 2024, respectively. The amounts paid in protest were in excess of the amounts determined using the 1.5% RPT rate stated in the Renewable Energy Law and petitions remain pending with the Local Board of Assessment Appeals (LBAA) and Central Board of Assessment Appeals (CBAA).

Prepaid expenses also includes First Gen group's outstanding input VAT claims that were applied by EDC and FG Hydro for refund. In 2018, FG Hydro's outstanding input VAT claims for the year 2016 were elevated to the Court of Tax Appeals (CTA). The said claims for refund and the subsequent motions for reconsideration at CTA division and CTA En Banc were denied. On February 28, 2023, FG Hydro filed before the SC a motion for extension of time, requesting an additional period of thirty (30) days to file a petition for review. On May 2, 2023, FG Hydro submitted a manifestation to the SC that it will no longer pursue the filing of petition for review. In 2023, FG Hydro recognized the loss on denied input VAT claim amounting to ₱16 million. As of December 31, 2025 and 2024, FG Hydro has nil outstanding VAT claims.

As at December 31, 2025 and 2024, the outstanding input VAT claims which are still pending with the BIR/SC/CTA amounted to ₱1,585 million and ₱1,068 million, respectively.

Provision for (reversal of) impairment amounted to ₱144 million in 2025, ₱412 million in 2024, and (₱123 million) in 2023. Loss on direct write-off of input VAT claims amounted to ₱75 million in 2025, ₱80 million in 2024, and ₱45 million in 2023. The amount of loss on direct write-off of Input VAT claims is included under "Others" in the "General and administrative expenses" account in the consolidated statements of income (see Note 22).

Exploration and Evaluation Assets

	2025	2024
		(In Millions)
Balance at beginning of year	**₱2,650**	₱2,151
Additions	**1,667**	493
Reclassifications/adjustments (Note 12)	**(128)**	6
Balance at end of year	**₱4,189**	₱2,650

Details of exploration and evaluation assets per project are as follows:

	2025	2024
		(In Millions)
Rangas/Kayabon	**₱1,988**	₱1,900
Amacan	**1,978**	489
Dauin/Bacong	**87**	83
Others	**136**	178
	₱4,189	₱2,650

Advances to Contractors and Suppliers

As at December 31, 2025 and 2024, advances to contractors and suppliers primarily pertain to advances related to the development of Rockwell Performing Arts Theater, One Proscenium projects and Mall Expansion and advance payments made by First Balfour for the construction certain projects.

Others

Others account includes non-current due from related parties, and power plant spare parts.

16. Loans Payable

Entity	Maturities	Interest Rates	**2025**	2024
			(In Millions)	
First Balfour	Various	5.20%–5.30% in 2025 and 6.00%–6.20% in 2024	**₱1,250**	₱1,170
FGPC	Various	5.125%	–	1,811
FGP	Various	5.125%	–	908
			₱1,250	₱3,889

Interest expense on the Group's loans payable totaled ₱81 million in 2025, ₱106 million in 2024, and ₱92 million in 2023 (see Note 23).

The Group availed and settled loans payable amounting to ₱6,518 million and ₱8,745 million, respectively, in 2025 and ₱6,478 million and ₱11,255 million, respectively, in 2024.

17. Trade Payables and Other Current Liabilities

	2025	2024
		(In Millions)
Trade payables	**₱25,292**	₱32,072
Output VAT	**976**	6,958
Accruals for:		
Construction and project costs	**3,268**	4,330
Interest and financing costs	**1,733**	1,834
Other taxes and licenses	**1,484**	1,650
Personnel and administrative expenses	**485**	432
Others	**4,173**	3,640
Due to related parties	**3,783**	–
Current portion of:		
Retention payable (Notes 19 and 29)	**1,668**	1,392
Customers' deposits	**1,658**	957
Lease liabilities (Note 19)	**371**	3,043
Contract liabilities (Note 19):		
Excess of collections over recognized receivables	**2,108**	4,829
Shortfall generation liability	**1,052**	1,434
Dividends payable (Note 20)	**479**	446
Retirement liability (Note 24)	**144**	187
Advance payment from members and customers	–	12
Derivative liabilities (Note 30)	**20**	–
Others	**4,276**	3,370
	₱52,970	₱66,586

Trade Payables
Trade payables are generally noninterest-bearing and are settled on 30 to 60-day payment terms.

Accrued Expenses
These represent accruals for construction costs of First Balfour and Rockwell, personnel and administrative expenses, interests and financing costs, taxes and licenses, and other provisions of the Group. Accrued expenses are generally settled within 12 months from end of reporting period.

Shortfall Generation Liability
Shortfall generation liability pertains to EDC's estimated liability arising from shortfall generation after an assessment is made at every financial reporting date whether the annual nominated capacity that EDC shall deliver to NPC would be met based on management's projection of electricity generation covering the contract year.

Customers' Deposits
Customers' deposit pertains to payment received in advance from customers prior to the delivery of goods or services.

Contract Liabilities
Contract liabilities consist of deposits from pre-selling of condominium units (i.e., collections from real estate customers which have not reached the equity threshold to qualify for revenue recognition, excess of collections over recognized receivables (i.e., excess of collections over the goods and services transferred by Group based on percentage of completion) and advance payments from members and customers (membership dues received but are not yet due as at reporting period).

Revenue recognized from amounts included in contract liabilities in 2025 and 2024 amounted to ₱1,404 million and ₱2,227 million, respectively.

Deposits from pre-selling of condominium units represent cash received from buyers with pending recognition of revenue. The current portion of these deposits are expected to be applied against receivable from sale of condominium units the following year.

Dividends Payable
These mainly pertain to the unpaid cash dividends payable to FPH Parent's common stockholders, First Gen's common and preferred stockholders, and EDC's non-controlling common stockholders.

Other Payables
This includes provisions for advances from contractors and consultants, and a portion of EDC's liabilities on regulatory assessments and other contingencies (see Note 31).

18. Long-term Debt

The current and noncurrent portions of the consolidated long-term debt (net of debt issuance costs) of the Group follows:

	2025			2024		
	Current Portion	**Noncurrent Portion**	**Total**	Current Portion	Noncurrent Portion	Total
			(In Millions)			
Parent	**₱1,357**	**₱8,998**	**₱10,355**	₱1,773	₱8,592	₱10,365
Power generation	**14,087**	**102,920**	**117,007**	15,108	95,994	111,102
Real estate development	**9,226**	**35,785**	**45,011**	5,067	27,140	32,207
Construction and other services	**441**	**1,807**	**2,248**	764	2,175	2,939
Energy Solutions	**83**	**634**	**717**	83	417	500
	₱25,194	**₱150,144**	**₱175,338**	₱22,795	₱134,318	₱157,113

Details of the Group's long-term debts, net of debt issuance costs, follow:

				2025		2024	
Ref	Description	Maturities	Interest Rates	**US$ Balances**	**Php Equivalent**	US$ Balances	Php Equivalent
					(In Millions)		
a	**Parent**						
	₱5,000 million FXCN	March 2030	4.11% - 4.63%	**$–**	**₱2,813**	$–	₱3,438
	₱5,000 million FXCN	March 2030	6.6772%	**–**	**2,813**	–	3,438
	₱1,000 million FRCN	November 2032	6.69% floating	**–**	**–**	–	883
	₱1,000 million FXCN	November 2032	6.623%	**–**	**774**	–	883
	₱1,000 million FRCN	October 2033	6.60%, floating	**–**	**–**	–	993
	₱312.5 million FRCN	October 2033	6.60%, floating	**–**	**–**	–	310
	₱312.5 million FRCN	October 2033	6.78%, floating	**–**	**–**	–	310
	₱111 million FRCN	October 2033	6.63%, floating	**–**	**–**	–	110
	₱312.5 million FRCN	2035	5.86% - 6.33% floating	**–**	**310**	**–**	**–**
	₱1.7 billion FRCN	2035	5.86% - 6.36% floating	**–**	**1,723**	**–**	**–**
	₱944.5 million FRCN	2035	5.86% - 6.34% floating	**–**	**937**	**–**	**–**
	₱312.5 million FRCN	2035	5.86% - 6.28% floating	**–**	**310**	**–**	**–**
	₱312.5 million FRCN	2035	5.8722% floating	**–**	**310**	**–**	**–**
	₱55.5 million FRCN	2035	5.75% - 5.75% floating	**–**	**55**	**–**	**–**
	₱312.5 million FRCN	2035	5.87% - 5.68% floating	**–**	**310**	**–**	**–**

(Forward)

Ref	Description	Maturities	Interest Rates	2025 US$ Balances	2025 Php Equivalent	2024 US$ Balances	2024 Php Equivalent
					(In Millions)		
	Power Generation						
	First Gen						
b	$200 million Term Loan	September 2025	4.90% until repricing date on September 30, 2024; 5.09% until maturity	**$–**	**₱–**	$27	₱1,561
c	₱2,500 million BDO Term Loan	February 2031	4% until 5th year, 5 year BVAL + margin	**26**	**1,546**	30	1,754
	₱2,500 million BPI Term Loan	February 2031	4% until 5th year, 5 year BVAL + margin	**26**	**1,546**	30	1,754
	₱10,000 million BPI Term Loan	February 2034	6 month BVAL + margin	–	–	172	9,932
	₱10,000 million BDO Term Loan	February 2034	6 month BVAL + margin	–	–	172	9,932
d	**FGP**'s term loan facility with various local banks	2027	6 month Secured Overnight Financing Rate (SOFR) + 130 basis points	–	–	137	7,886
e	**FNPC**'s $265 million Export Credit Facility	February 2028	3.12% + 25 basis points	–	–	65	3,759
	EDC						
	International Finance Corp (IFC)						
f	▪ IFC 2 - ₱3,300 million	October 2025	4.68% from April 16, 2021 until maturity	–	–	4	245
g	▪ IFC 3 - ₱4,800 million	March 2033	7.8048%	**42**	**2,459**	48	2,784
h	▪ DBP ₱291.2 million	December 2030	5.50%	**2**	**112**	2	134
i	Term Loans						
	▪ UBP ₱1,500 million	December 2026	5.25%	**10**	**600**	16	899
	▪ SBC and SBCIC ₱1,000 million	December 2031	5.5788%	**11**	**668**	13	727
	▪ UBP ₱2,000 million Term Loan	April 2032	5.4382%	**15**	**864**	17	997
	▪ SBC ₱3,000 million Term Loan	May 2027	5.3166%	**9**	**539**	16	899
	▪ BPI ₱1,000 million Term Loan	June 2027	5.2059%	**3**	**180**	5	300

(Forward)

Ref	Description	Maturities	Interest Rates	2025 US$ Balances	2025 Php Equivalent	2024 US$ Balances	2024 Php Equivalent
					(In Millions)		
	▪ SBC ₱1,000 million Term Loan	May 2032	5.4277%	**$7**	**₱432**	$9	₱498
	▪ SBC ₱500.0 million Term Loan	May 2032	5.4904%	**4**	**216**	4	249
	▪ BPI ₱6,000 million Loan						
	○ ₱3,000 million Term Loan	April 2030	5.1323%	**27**	**1,615**	34	1,942
	○ ₱3,000 million Term Loan	April 2030	3.56%	**27**	**1,615**	34	1,942
	▪ BDO ₱4,500 million Term Loan	September 2030	6.5877%	**41**	**2,429**	51	2,965
	▪ BDO ₱2,000 million Term Loan	September 2030	6.5877%	**18**	**1,079**	23	1,317
	▪ BPI ₱7,000 million Term Loan	March 2032	5.4939 %-5.8439% until next repricing date in September 2026	**89**	**5,226**	102	5,919
	▪ UBP ₱1,000 million Term Loan	March 2032	5.831567% until next repricing date in March 2027	**11**	**647**	13	746
	▪ Mizuho $50 million Term Loan	March 2027	4.82813% until next repricing date in September 2026	**25**	**1,468**	50	2,889
	▪ SBC ₱2,600 million Term Loan	April 2032	5.7829% until next repricing date in April 2027	**29**	**1,681**	34	1,939
	▪ CTBC ₱1,500 million Term Loan	June 2027	6.1869%	**17**	**971**	19	1,118
	▪ BDO ₱5,000 million Term Loan	September 2033	5.2181% until next repricing date in September 2026	**70**	**4,119**	80	4,618
	▪ CBC ₱4,000 million Term Loan	October 2032	6.1589% until next repricing date in Oct 2027	**47**	**2,792**	55	3,189
	▪ BDO ₱5,000 million Term Loan	September 2032	5.2063% until next repricing date in September 2026	**59**	**3,482**	69	3,982
	▪ BPI ₱5,000 million Term Loan	September 2034	5.2584% until next repricing date in September 2026	**84**	**4,967**	51	2,978
	▪ BDO ₱10,000 million Term Loan	November 2034	5.6465% until next repricing date in May 2026	**152**	**8,931**	51	2,978
	▪ CTBC $50.0 Million Term Loan	December 2029	4.82788% until next repricing date in June 2026	**40**	**2,326**	49	2,857
	▪ CBC ₱10.0 Billion Term Loan	December 2034	5.5474% until next repricing date in June 2026	**155**	**9,086**	51	2,978
	▪ Mizuho US$50 Million Term Loan	December 2029	4.57788% until next repricing date in June 2026	**39**	**2,318**	49	2,842

(Forward)

Ref	Description	Maturities	Interest Rates	2025 US$ Balances	2025 Php Equivalent	2024 US$ Balances	2024 Php Equivalent
					(In Millions)		
	▪ BPI ₱2.0B Term Loan	October 2035	5.6471% until next repricing date in April 2026	**$34**	**₱1,985**	$–	₱–
j	EBWPC Loans						
	▪ BDO ₱2,700 million Term Loan	December 2034	5.5288% until next repricing date in June 2026	**46**	**2,682**	46	2,680
	▪ Mizuho $80 million Term Loan	December 2029	4.63939% until next repricing date in June 2026	**74**	**4,352**	79	4,542
	▪ ANZ ₱2.15B Term Loan	April 2030	5.4249% until next repricing date in April 2026	**35**	**2,050**	–	–
	▪ ING US$50 Million Term Loan	May 2030	5.2784% until next repricing date in May 2026	**48**	**2,849**	–	–
k	Fixed Rate ASEAN Green Bonds						
	▪ Series B	June 2026	3.7305%	**42**	**2,496**	43	2,489
	▪ Series C	May 2027	6.7478%	**51**	**2,980**	51	2,967
	▪ Series D	May 2029	6.8873%	**59**	**3,467**	60	3,458
	▪ Series E	May 2031	7.0626%	**59**	**3,462**	60	3,457
l	**GCGI**						
	BDO ₱5.0 B Term Loan	December 2035	5.4357% until next repricing date in June 2026	**84**	**4,963**	–	–
m	**FG Hydro**						
	Term Loans	February 2040	5.24% until next repricing date in August 2026	**118**	**6,916**	–	–
n	**FRLC**						
	BPI ₱5.0B Term Loan	August 2040	6.0629% until next repricing date in Feb 2026	**84**	**4,964**	–	–
	BDO ₱5.0B Term Loan	August 2040	6.0629% until next repricing date in Feb 2026	**84**	**4,964**	–	–
	RCBC ₱5.0B Term Loan	August 2040	6.0629% until next repricing date in Feb 2026	**84**	**4,963**	–	–

(Forward)

Ref	Description	Maturities	Interest Rates	2025 US$ Balances	2025 Php Equivalent	2024 US$ Balances	2024 Php Equivalent
					(In Millions)		
	Real Estate Development						
	Rockwell Land						
o	Term Loans of Parent and Retailscapes	2031	3.43%–6.24%	**$–**	**₱41,107**	$–	₱29,153
p	**First Batangas Hotel Corporation**	2028	9.23%	**–**	**2**	–	2
q	**FPIP Group**						
	BPI ₱700 million	August 2033	7.40%	**–**	**619**	–	696
	BPI ₱1,000 million	Nov 2029	5.45%, 5.51%, 5.08%, 3.54%	**–**	**450**	–	559
	BPI ₱1,200 million	March 2032	Floating interest rate plus 3.75% - 5.50%, 4.00% - 5.50%, 6.8182%	**–**	**862**	–	996
	BPI ₱300 million	September 2033	7.40%	**–**	**265**	–	298
	BPI ₱250 million	November 2025	6.00%	**–**	**250**	–	–
	BPI ₱400 million	December 2032	Floating interest rate plus 7.32%, 8.00%	**–**	**309**	–	353
	BPI ₱150 million	March 2025	6.50%	**–**	**150**	–	150
	BPI ₱350 million	June 2025	6.00%	**–**	**350**	–	–
	BPI ₱250 million	October 2025	6.00%	**–**	**250**	–	–
	SBC ₱400 million	August 2035	6 months Floating	**–**	**397**	**–**	**–**
	Construction and Other Services						
	First Balfour						
r	PNB ₱750 million	July 2029	6.6454%	**–**	**263**	–	337

(Forward)

Ref	Description	Maturities	Interest Rates	2025 US$ Balances	2025 Php Equivalent	2024 US$ Balances	2024 Php Equivalent
					(In Millions)		
s	BDO ₱500 million	June 2028	6.8019%	**$–**	**₱250**	$–	₱300
	BDO ₱725 million	March 2030	6.7374%	**–**	**482**	–	558
	BDO ₱275 million	March 2030	6.7374%	**–**	**197**	–	228
	BDO ₱155 million	March 2030	5.7000%-5.7601%		**155**	–	–
t	BPI ₱1,000 million	October 2025	5.00%	**–**	**–**	–	360
	ThermaPrime						
u	BDO ₱2,000 million	January 2029	5.7079% until next repricing date	**–**	**901**	–	1,156
	Energy Solutions						
v	**First Philec Inc.**						
	BDO ₱500 million	August 2030	7.3355%	**–**	**417**	–	500
	BDO ₱300 million	July 2030	6.31%	**–**	**300**	–	–
					₱175,338		₱157,113

Total long-term debts, net of debt issuance costs, are as follows:

	2025	2024
		(In Millions)
Gross	**₱176,423**	₱158,181
Less unamortized debt issuance costs	**1,085**	1,068
	175,338	157,113
Less current portion	**25,194**	22,795
	₱150,144	₱134,318

The rollforward analysis of unamortized debt issuance costs is as follows:

	2025	2024
		(In Millions)
Balance at beginning of year	**₱1,068**	₱823
Accretion charged to finance costs (Note 23)	**(370)**	(369)
Additions	**517**	615
Write off*	**(134)**	–
Foreign exchange adjustments	**4**	(1)
Balance at end of year	**₱1,085**	₱1,068

**Included in "Other income- net" (Note 23)*

The scheduled maturities of the consolidated long-term debts of the Group as at December 31, 2025 are as follows:

	U.S. Dollar Debt		Philippine	
Year	In US$	In Php	Peso Debt	Total
		(In Millions)		
2026	$28	₱1,635	₱23,822	₱25,457
2027	53	3,104	21,267	24,371
2028	28	1,634	17,592	19,226
2029	28	1,634	18,066	19,700
2030 and onwards	93	5,468	82,201	87,669
	$230	₱13,475	₱162,948	₱176,423

Additional information on the loans follow:

Parent Company

a. *Fixed and Floating Corporate Notes.*

The terms of the FXCN and FRCN Facility Agreements require the Parent Company to comply with certain restrictions and covenants, which include among others: (i) maintenance of certain debt service coverage ratio at given periods; (ii) incurrence of indebtedness secured by liens, unless evaluated to be necessary; (iii) sale or lease of assets; and (iv) mergers or consolidations.

All credit facilities of the Parent Company are unsecured. As at December 31, 2025 and 2024, the Parent Company is in compliance with these restrictions and covenants.

Power Generation Companies

b. First Gen's $200 Million Term Facility

The facility imposes standard loan covenants on First Gen and requires First Gen to maintain a debt service coverage ratio of at least 1.2:1 and a debt-to-equity ratio of at most 2.5:1. The obligations of First Gen under this Term Loan Agreement are unsecured. On September 29, 2025, First Gen fully paid the term loan. As at September 29, 2025 and December 31, 2024, First Gen was in compliance with the terms of the Term Loan

Agreement.

c. First Gen's ₱2,500 Million and ₱10,000 Million Term Loans with BDO and BPI

- On February 9, 2021, First Gen executed 10-year Term Loan Agreements with BPI and BDO each amounting to ₱2,500 million (total of ₱5,000 million). The loan proceeds were used to partially redeem First Gen's outstanding Series "G" redeemable preferred stocks and fund other general corporate purposes.

  The interest on the loans are paid semi-annually, every February and August, at fixed interest rates of 4.00% per annum from the drawdown date to the fifth year anniversary of the respective loans. In addition, the facility imposed standard loan covenants on First Gen and required First Gen to maintain a debt service coverage ratio of at least 1.2:1 and a debt-to-equity ratio of at most 2.5:1. The obligations of First Gen under these Term Loan Agreements were unsecured. As at December 31, 2025 and 2024, First Gen is in compliance with the terms of the Term Loan Agreements.

  On February 11, 2026, with the conformity of the lenders, First Gen fully prepaid its outstanding loan totaling to ₱3,105.5 million plus accrued interest of ₱95.2 million.

- On November 10, 2023, First Gen executed 10-year Term Loan Agreements with BPI and BDO each amounting to ₱10.0 billion (total of ₱20.0 billion). The loan proceeds were used to partially finance the acquisition of CHEPP and fund other general corporate requirements. On February 16, 2024, First Gen fully availed the term loans with BPI and BDO.

  The facility imposes standard loan covenants on First Gen and requires First Gen to maintain a debt service coverage ratio of at least 1.2:1 and a debt-to-equity ratio of at most 2.5:1. The obligations of First Gen under these Term Loan Agreements are unsecured. As at December 31, 2025 and 2024, First Gen was in compliance with the terms of the Term Loan Agreements.

  On February 17, 2025, First Gen has effected a partial prepayment of its outstanding loan to BDO and BPI each amounting to ₱3.0 billion.

  On August 18, 2025, with the conformity of the lenders, First Gen fully prepaid its outstanding loans totaling ₱14.0 billion plus accrued interest of ₱685.5 million. Debt issuance cost amounting to ₱134 million was written off and recognized as part of "Other income (charges)" account in the consolidated statement of income in 2025.

d. FGP Term Loan Facility with Various Local Banks

Long-term debt of FGP consists of U.S. dollar-denominated borrowings availed from various lenders to partly finance the operations of its power plant complex.

- On May 25, 2021 (the "Refinancing Date"), FGP entered into four (4) Term Loan Facility Agreements ("Term Loan Facilities") covering a total of ₱14,920 million ($308 million) with four banks. The proceeds were used to repay in full the aggregate principal, accrued interests and fees outstanding under the 2012 facility, to fund the debt service reserve amount in the Debt Service Reserve Account (DSRA), to fund FGP's general and corporate working capital requirements, fund investments in other power projects and investments that will support the project, and to upstream funds to its shareholders.

- On June 10, 2021, FGP made a partial drawdown on the Term Loan Facilities amounting to ₱7,320 million ($150 million). One year after, on June 10, 2022, FGP made a second drawdown on the Term Loan Facilities for the full amount of the Term Loans amounting to ₱8,809 million ($158 million).

  Total debt issuance costs incurred from the availment of the Term Loan Facilities amounted to ₱194 million.

The covenants in the secured term loan facility of FGP's financing agreement are limited to restrictions with

respect to: change in corporate business; amendment of constituent documents; incurrence of other loans; granting of guarantees or right of set-off; maintenance of good, legal and valid title to the critical assets of the site free from all liens and encumbrances other than permitted liens; transactions with affiliates; and maintenance of specified debt service coverage ratio and debt to equity ratio during any Restricted Payment. FGP's real and other properties and shares of stock are no longer mortgaged and pledged as part of security to the lenders. Instead, FGP covenants to its lenders that it shall not permit any indebtedness to be secured by or to benefit from any lien on the critical assets of the site except Permitted Liens. The term loan is unsecured. As at December 31, 2025 and 2024, FGP was in compliance with the terms of the said agreements.

e. FNPC's $265 Million Export Credit Facility

This secured facility has an export credit guarantee provided by Euler Hermes, acting on behalf of the Federal Republic of Germany. FNPC (as the Borrower) and AlliedGen, a related party (as the Pledgor), also signed a Pledge Agreement wherein AlliedGen has pledged over 100% of the issued and outstanding capital stock of FNPC in favor of KfW-IPEX. Furthermore, First Gen signed a Guarantee and Indemnity Agreement with KfW-IPEX, guaranteeing FNPC's punctual performance on all its payment obligations under the Export Credit Facility loan agreement. Total drawdowns amounted to ₱10,229 million ($229.4 million).

Pursuant to the November 17, 2025 sale transaction (see Note 5), a counter-indemnity agreement was signed between First Gen and Prime Infra under which Prime Infra shall indemnify First Gen for its proportionate share of any claims made against First Gen under the Guarantee and Indemnity Agreement with KfW-IPEX.

As at December 31, 2025 and 2024, FNPC was in compliance with the covenants as set forth in its agreement with KfW-IPEX.

f. EDC's ₱3,300 million Loan Agreement with IFC

On May 20, 2011, EDC signed a 15-year ₱3,300 million ($75 million) loan facility with IFC, a shareholder of EDC, to fund its medium-term capital expenditures program. The loan was drawn in peso on September 30, 2011 amounting to ₱3,300 million. The loan is payable in 24 equal semi-annual installments after a three-year grace period at an interest rate of 6.657% per annum. The loan includes prepayment option, which allows EDC to prepay all or part of the loan anytime starting from the date of the loan agreement until maturity. The prepayment amount is equivalent to the sum of the principal amount of the loan to be prepaid, redeployment cost and prepayment premium. In April 2021, the ₱3,300 million IFC Loan that was drawn in September 2011 was repriced at a fixed rate of 4.68% per annum for the remaining tenor of the loan until maturity. All other terms and conditions of IFC Loan 2 remained the same.

g. EDC's ₱4,800 Million Loan Agreement with IFC

On March 22, 2018, EDC signed a 15-year ₱4,800 million ($90 million) loan facility with IFC to fund its 2018 capital expenditures and other general corporate requirements of its existing geothermal operations. The loan was drawn in Peso on June 22, 2018 amounting to ₱4,804 million.

Following the consummation of this financing agreement, EDC and IFC have agreed to amend and reduce the interest rate of the September 2011 loan to 1.30% per annum.

On August 17, 2023, EDC and IFC executed a LIBOR Transition Amendment Agreement to replace the USD LIBOR references under the default rate interest provision of the Second Loan to Secured Overnight Financing Rate (SOFR) plus credit adjustment spread equal to 0.42825%, in view of the cessation of publication of the USD LIBOR on June 30, 2023.

On October 15, 2025, EDC fully paid the ₱3,300 million IFC Loan.

h. EDC's ₱291.2 Million Term Loan

On December 8, 2015, EDC secured a ₱291.2 million unsecured loan from Development Bank of the Philippines (DBP). The proceeds were used to finance the Burgos Solar Phase 1 project. On December 17, 2017, the loan agreement was amended to reduce the interest rate to 5.50% per annum.

i. EDC's Term Loans

EDC obtained several term loans with various financial institutions to refinance the outstanding maturing bonds and to fund other general corporate purposes.

j. EBWPC Loans

On December 13, 2024, EBWPC secured an interest-free subordinated shareholder advances from EDC and voluntarily prepaid the principal outstanding of the Burgos Wind Project (BWP) project financing (PF) on December 16, 2024. With the prepayment of the PF, the remaining three (3) IRS were also subsequently terminated on December 16, 2024. EBWPC and the BWP PF parties subsequently executed a Global Deed of Release and Termination, discharging each party of its obligations under the PF agreements and reassigning to the Borrower all rights, title and interest in any collateral security or security interest previously created under the PF security documents.

On December 16, 2024 and December 17, 2024, EBWPC signed a bilateral corporate term loan agreements with BDO for ₱5.0 billion and Mizuho Bank, Ltd. (Mizuho) for $80.0 million, where EBWPC drew ₱2.7 billion and $80.0 million, respectively, to repay the advances received from EDC for the prepayment of the BWP PF, to fund capital expenditures, and/or for general corporate purposes. Under the term loan agreements with BDO and Mizuho, any debt service shortfall amount is guaranteed by EDC.

On December 19, 2024, EBWPC secured a ₱2.7 billion loan maturing on December 19, 2034 from BDO. The loan was priced at a six (6)-month floating rate of 5.5288% until its next repricing date in June 2026.

On December 20, 2024, EBWPC secured a $80.0 million loan maturing on December 20, 2029 from Mizuho Bank, Ltd. - Singapore Branch. The loan was priced at a six (6)-month floating rate of 4.63939% until its next repricing date in June 2026.

On April 24, 2025, EBWPC secured a ₱2.15 billion loan maturing on April 24, 2030 with Australia and New Zealand Banking Group Limited (ANZ). The loan was priced at a six (6)-month floating rate of 5.4249% per annum until its next repricing date in April 2026.

On May 22, 2025, EBWPC secured a $50.0 million loan maturing on May 22, 2030 with Internationale Nederlanden Groep (ING). The loan was priced at a six (6)-month floating rate of 5.2784% per annum until its next repricing date in May 2026.

Under the term loan agreements, any debt service shortfall amount is guaranteed by EDC.

k. Fixed Rate ASEAN Green Bonds

On June 25, 2021, EDC successfully listed its SEC-registered ASEAN Green Bonds with an aggregate principal amount of ₱5,000 million. The bonds, which are listed on the Philippine Dealing and Exchange Corp. (PDEx), are comprised of ₱2,500 million 3-year Series A bonds at 2.8565% per annum due on June 25, 2024 and a ₱2,500 million 5-year Series B bonds at 3.7305% per annum due on June 25, 2026.

On May 27, 2024, EDC successfully listed its SEC-registered ASEAN Green Bonds with an aggregate principal amount of ₱10,000 million. The bonds, which have been listed on the PDEx, are comprised of ₱3,000 million 3-year Series C bonds at 6.7478% per annum, ₱3,500 million 5-year Series D bonds at 6.8873% per annum, and a ₱3,500 million 7-year Series E bonds at 7.0626% per annum due on May 27, 2027, May 27, 2029 and May 27, 2031, respectively.

On June 25, 2024, EDC fully settled the ₱2.5 billion 3-year Series A bonds.

l. GCGI

GCGI entered into unsecured long-term loan arrangements with domestic financial institution for its various development projects and working capital requirements.

On December 12, 2025, GCGI secured a ₱5.0 billion loan maturing on December 12, 2035 from BDO. The loan was priced at a six (6)-month floating rate of 5.4357% per annum until its next repricing date in June 2026. Under the term loan agreement, any debt service shortfall amount is guaranteed by the EDC.

Unused Credit Facilities. As at December 31, 2025 and 2024, EDC has unused credit facilities from various local banks equivalent to ₱7.1 billion and ₱9.8 billion, respectively, which may be availed for future operating activities.

Loan Covenants. The loans of EDC and its subsidiaries are subject to certain financial covenants. Under the various loan agreements, EDC and EBWPC are also subject to debt incurrence ratios and equity distribution restriction ratio, depending on the counterparty, in each case subject to certain exceptions and conditions.

As at December 31, 2025 and 2024, EDC, GCGI and EBWPC are in compliance with the loan covenants of all their respective outstanding debts.

m. FG Hydro Term Loans

On November 28, 2024, FG Hydro executed a 15-year Term Loan Agreements with BDO, BPI and Rizal Commercial Banking Corporation (RCBC) for a combined total amount of ₱7.0 billion. On February 6, 2025, FG Hydro fully availed the term loans with BPI, BDO and RCBC. The loan proceeds were used to fund general corporate requirements.

The loan facilities require FG Hydro to maintain a debt-to-equity ratio, which shall not exceed 75:25, and maintain a DSCR, which shall not fall below 1.05. Interest rates on the loans are computed semi-annually. A floating interest rate was selected for each facility prior to drawdown which was computed as the 6-month Bloomberg Valuation (BVAL) plus a spread.

n. FRLC

On July 18, 2025, FRLC executed a 15-year Term Loan Agreements with BDO, BPI and RCBC for a combined total amount of ₱15.0 billion. On August 15, 2025, FRLC fully availed the term loans with BPI, BDO and RCBC. The loan proceeds were used to fund general corporate requirements.

The loan facilities require FRLC to maintain a debt-to-equity ratio, which shall not exceed 75:25, and maintain a DSCR, which shall not fall below 1.05. Interest rates on the loans are computed semi-annually. A floating interest rate was selected for each facility prior to drawdown which was computed as the 6-month BVAL plus a spread.

On February 16, 2026, with the conformity of the lenders, FRLC fully paid its outstanding term loans with BDO, BPI and RCBC totaling to ₱15.0 billion plus accrued interest of ₱486 million.

Real Estate Companies

o. Rockwell Land's and Retailscapes' Term Loans

This comprised of the various credit facility entered into by Rockwell Land and a term loan facility secured by Retailscapes. As at December 31, 2025 and 2024, the said facilities were already availed by Rockwell Land and Retailscapes, respectively. In 2025 and 2024, Rockwell Land entered into unsecured credit facility with various banks with total drawdowns amounting to ₱20.5 billion and ₱6.3 billion, respectively.

As at December 31, 2025 and 2024, Rockwell Land has complied with the covenants required under the Term Loans.

p. First Batangas Hotel Corporation – Transportation Equipment Financing Loan

On December 13, 2024, FBHC entered into a ₱2 million loan agreement with BDO to finance the acquisition of transportation equipment. The loan is payable in three years with an interest rate of 9.2260%.

q. FPIP's Loan Agreements with BPI

On October 25, 2019, FPIP and FPDMC issued promissory notes to BPI totaling ₱550 million. On February 28, 2020 and July 7, 2020, FPIP and FPDMC issued additional promissory notes to BPI totaling ₱200 million and ₱250 million, respectively. Notes payable are payable over 10 years and bear interest of 3.54%–5.51% per annum and are not secured by collateral.

On March 15, 2022, FPDMC executed another ₱1,200 million 10-year term loan agreement with BPI. The loan will mature on March 17, 2032. The Notes bear floating interest of 3.75%–6.82% per annum and are not secured by collateral.

In 2022, FUI also executed a ₱400 million 10-year loan agreement with BPI. The total drawn amount as at December 31, 2022 was ₱200 million bearing a floating interest plus 7.32% per annum. FUI made another loan drawdown in 2024 amounting to ₱200 million with an interest rate of 8.00% per annum.

In 2024, FUI executed a short term credit facility with BPI. FUI made a drawdown of ₱150 million last September 23, 2024 bearing a fixed interest rate of 6.5%.

On September 27, 2023, FPDMC executed another 10-year term loan agreement with BPI amounting to ₱300 million. The note bear interest of 7.40% and is unsecured.

In 2023, FPIP executed a ₱1,500.0 million 10-year term loan agreement with BPI. The loan will mature on August 27, 2033. On September 27, 2023, FPIP made a loan drawdown amounting to ₱700 million with an interest rate of 7.4% and is unsecured.

On March 7, 2025, FUI executed a ₱350 million loan agreement with an interest rate of 6.0%. The loan was fully paid on June 5, 2025. On July 18, 2025, FUI executed another loan agreement amounting to ₱250 million with the same interest rate. The loan was fully paid on October 16, 2025.

FPDMC also executed a ₱250 million loan agreement last August 8, 2025. The loan's interest rate was 6.0% and it matured on November 6, 2025.

On August 22, 2025, FCPI executed a ₱400 million 10-year term loan agreement with Security Bank with a 6-month floating interest rate.

Construction and Other Services

r. First Balfour's Loan Agreement with PNB

In January 2019, First Balfour entered into a loan agreement with PNB amounting to ₱750 million, divided into two tranches, for the acquisition of real property and machinery and equipment. Tranche A amounting to ₱250 million, which is payable semi-annually over ten (10) years, and Tranche B amounting to ₱500 million, which is payable semi-annually over eight (8) years. Initial drawdown totaling to ₱410 million was made in January 2019 and was fully drawn in October 2019.

s. First Balfour's Loan Agreement with BDO

In June 2020, First Balfour entered into a loan agreement with BDO amounting to ₱500 million payable semi-annually over eight (8) years to finance capital expenditure requirements and refinance existing term loans with other banks. The loan amount was fully drawn in July 2020.

In April 2021, First Balfour entered into a Facility Agreement with BDO amounting to ₱725 million to finance capital expenditure requirements and refinance existing term loans with other banks. The loan amount was fully drawn in several tranches in 2022.

In February 2023, First Balfour entered into another Facility Agreement with BDO amounting to ₱275 million. The loan amount was fully drawn in several tranches in 2023.

In August 2024, First Balfour entered into another Facility Agreement with BDO amounting to ₱155 million. The loan amount was fully drawn in several tranches in 2025.

t. First Balfour's Loan Agreement with BPI

In October 2020, First Balfour entered into a loan agreement with BPI amounting to ₱600 million payable over 18 equal quarterly payments over five (5) years to refinance its existing debt and to fund other general corporate requirements. The loan was fully paid in October 2025.

In February 2021, First Balfour entered into another loan agreement with BPI amounting to ₱400 million payable over 18 quarterly payments over five (5) years, inclusive of a 6-month grace period on principal repayment. The loan amount was fully drawn in several tranches in 2021. The loan was fully paid as at December 31, 2025.

All the loans of First Balfour are unsecured.

u. ThermaPrime's Equipment Financing Loan

On January 23, 2024, ThermaPrime entered into a ₱2,000 million loan agreement with BDO with an initial loan drawdown of ₱300 million on January 31, 2024 to finance the acquisition of equipment and working capital requirements. The loan is payable over nine (9) semi-annual payments starting January 31, 2025 until January 31, 2029 with interest rate of 6.9205%. Interest shall be paid semi-annually in arrears and computed on the basis of 180 days over a year of three hundred sixty (360) days. The outstanding loan balance had an interest rate loan repricing of 5.7079% upon its third repayment on January 31, 2026.

Loan Covenants. Under the loan agreements, First Balfour and ThermaPrime shall maintain a Debt-to-Equity ratio of not greater than 2.0x until the payment of the loan, calculated on the basis of the annual audited financial statements. Further, they shall maintain a Debt Service Coverage ratio of not less than 1:1.

The loan agreement also provide that until payment in full of the principal amount, interest penalty and other amounts, First Balfour and ThermaPrime are subject to negative covenants requiring prior approval of the creditor for specified corporate acts.

As at December 31, 2025 and 2024, First Balfour and ThermaPrime are in compliance with all the requirements of their debt covenants.

v. First Philec, Inc. (FPI)

On August 15, 2023, FPI entered into a ₱500 million loan agreement with BDO to finance its working capital requirement and general corporate purposes. This loan is for 7 years and subject to interest rate of 7.3355%.

On July 17, 2025, FPI entered into a ₱300 million loan agreement with BDO to finance its working capital requirement and general corporate purposes. This loan is for 5 years and subject to interest rate of 6.31%.

FPI is required to maintain a debt-service coverage ratio higher than 1.2 times and not to have substantial and material disposal of assets during the year. As at December 31, 2025, FPI is compliant with its debt covenants.

Interest Expense on Long-term Debts

The Group's total interest expense on long-terms debt amounted to ₱8,550 million in 2025, ₱7,136 million in 2024, and ₱5,387 million in 2023 (see Note 23).

19. Asset Retirement and Preservation Obligations, and Other Noncurrent Liabilities

Asset Retirement and Preservation Obligation
The Group's asset retirement and preservation obligations consist of the following:

First Gen and EDC. Under their respective ECCs issued by the DENR, FGP, FGPC, FNPC, and Prime Meridian have legal obligations to dismantle their respective power plant assets at the end of their useful lives. FG Bukidnon, on the other hand, has a legal obligation under the HSC to dismantle its power plant asset at the end of its useful life. EDC also has legal obligations to dismantle the steamfields and power plants located in the contract areas for which EDC is legally and constructively liable. These companies have established provisions to recognize the estimated liability for the dismantlement of the power plant assets.

Also, FCRS and production wells include the estimated rehabilitation and restoration costs of EDC's steam fields and power plants' contract areas at the end of the contract period. These were based on technical estimates of probable costs which may be incurred by EDC in the rehabilitation and restoration of the said steam fields and power plants' contract areas, discounted using a risk-free discount rate and adjusting the cash flows to settle the provision. Similarly, EBWPC has recorded an estimated provision for asset retirement obligation relating to the removal and disposal of all wind farm materials, equipment and facilities from the contract areas at the end of contract period (see Note 12).

FPIC. APO recognized by FPIC in 2013 represents the net present value of obligations associated with the preservation of property and equipment that resulted from acquisition, construction or development and the normal operation of property and equipment. Asset retirement and preservation obligations amounted to ₱745 million as at December 31, 2025 and 2024 (see Note 12).

Movements of the asset retirement and preservation obligations follow:

	2025	2024
	(In Millions)	
Balance at beginning of year	**₱4,027**	₱3,798
Effect of revision of estimate (Note 12)	**(11)**	69
Accretion of finance costs (Note 23)	**181**	186
Discontinued operations (Note 5)	**(1,601)**	–
Foreign exchange adjustment	**20**	(26)
Balance at end of year	**₱2,616**	₱4,027

Other Noncurrent Liabilities

	2025	2024
	(In Millions)	
Lease liabilities - net of current portion (Note 17)	**₱2,774**	₱8,769
Contract liabilities - net of current portion (Note 17)	**3,060**	1,287
Retention payable - net of current portion (Note 17)	**431**	609
Derivative liabilities -net of current portion (Note 17)	**48**	–
Others (Note 10)	**10,408**	4,665
	₱16,721	₱15,330

Retention Payable
Retention payable is the portion of the amount billed by contractors that is being withheld as security in case the Group incurs costs during the defects and liability period, which is one year after a project's completion. This is subsequently released to the contractors after the said period.

The Group uses discounted cash flow analysis to measure the fair value of retention payable. The resulting difference between the transaction price and fair value at initial recognition is recognized in the consolidated statements of financial position as a reduction from "Real estate inventories". The retention payable is carried at amortized cost using the EIR method. The amortization of discount on retention payable is expensed as part of the "Finance costs" account in the consolidated statements of income.

Lease Liabilities
Lease liabilities were recognized from the Group's lease agreements based on the present value of the remaining lease payments over the lease term, discounted using the incremental borrowing rate at the date of initial application.

The rollforward analysis of lease liabilities follows:

	2025	2024
		(In Millions)
Balance at beginning of year	**₱11,812**	₱13,225
Additions (Note 15)	**2,226**	39
Discontinued operations (Note 5)	**(9,813)**	–
Payments	**(2,248)**	(2,618)
Adjustments (Note 31)	**553**	507
Accretion of finance cost- discontinued operations	**390**	521
Accretion of finance cost (Notes 23 and 31)	**225**	138
Balance at end of year	**3,145**	11,812
Less current portion (Note 17)	**371**	3,043
Noncurrent portion	**₱2,774**	₱8,769

Contract Liabilities
This pertains to cash received from pre-selling activities, security deposits of Rockwell Land, and advance rental payments received by FPIP (see Note 17).

Others
Others include the following:

- The Group's estimate of the probable costs for its outstanding legal cases and regulatory assessments. As allowed under PAS 37, no further disclosures were provided as this might prejudice the Group's position on this matter (see Note 32).

- Rockwell Land's noncurrent portion of the payable for the purchase of the majority stake in ACC amounting to ₱6.5 billion and nil as at December 31, 2025 and 2024, respectively (see Note 5).

- Rockwell Land's noncurrent portion of the subscription payable of ₱393 million and ₱2,321 million as at December 31, 2025 and 2024, respectively, is related to its investment in RIDC (see Note 10).

- Proceeds received by EDC from the Joint Crediting Mechanism (JCM) Program of the Ministry of Environment of Japan (MOEJ) for the 29 MW Palayan Bayan, Tanawon, Bago and Mahanagdong Projects with aggregate amounts of ₱2,163 million and ₱1,183 million as at December 31, 2025 and 2024, respectively. The JCM Program encourages projects to use low carbon technologies and infrastructure that contribute to sustainable development in developing countries such as the Philippines. Under the JCM Program, the Japanese Government provides subsidy or financial assistance in exchange for credits corresponding to the greenhouse gasses emission reductions. This allows the Japanese Government to achieve its overall emissions reduction targets. The MOEJ can demand repayment of the amount if certain conditions are not met.

  Under the JCM Program, EDC is required to assign 50% or more of the issued JCM credit corresponding to GHG emission reductions achieved by the registered JCM projects to the Japanese government, until the end of their legal durable years as stipulated under the Japanese law.

  The Group assessed that the proceeds received from JCM qualifies as a government grant since JCM was granted by the MOEJ to promote investment and the use of technologies, products, systems, services and infrastructure in order to achieve low carbon growth in the Philippines. Accordingly, the Group recognized the proceeds received as a government grant liability which will be amortized over a period of 15 years upon commencement of the projects' commercial operations. Proceeds received is included as part of the operating

activities in the consolidated statement cash flows of the Group.

Following the commencement of commercial operation of 35.7 MW Palayan Binary Power Plant (PBPP) on March 11, 2025 and the 21.573 MW Tanawon Geothermal Power Plant on August 18, 2025, the Group recognized a total amortization of ₱50.0 million in 2025.

20. **Equity**

a. Common Stock

	2025		2024	
	Number of Shares	**Amount *(In Millions)***	Number of Shares	Amount *(In Millions)*
Authorized - ₱10 par value per share	**1,210,000,000**	**₱12,100**	1,210,000,000	₱12,100
Issued shares at beginning and end of year	**609,649,639**	**₱6,096**	609,649,639	₱6,096
Shares in treasury*:				
Balance at beginning of year	**149,644,859**	**₱9,947**	148,772,559	₱9,893
Redemption during the year	**38,213,183**	**3,356**	872,300	54
Balance at end of year	**187,858,042**	**₱13,303**	149,644,859	₱9,947
Outstanding shares at end of year	**421,791,597**		460,004,780	

** Includes 2,709,011 FPH common stocks owned by FPUC amounting to ₱193 million*

On May 3, 1963, the PSE approved FPH's application to list 601,859,558 common stocks at an offer price of ₱15.78 per share. There are 11,825 and 11,854 shareholders of the Parent Company's common stocks as at December 31, 2025 and 2024, respectively.

As at December 31, 2025 and 2024, capital in excess of par value amounted to ₱4,076 million.

In 2025 and 2024, the BOD of the Parent Company declared cash dividends as follows:

Declaration Date	Record Date	Payment Date	Outstanding Shares	Dividend per share	Amount *(In Millions)*
Oct. 9, 2025 (regular)	Nov. 20, 2025	Dec. 15, 2025	424,500,608	₱1.10	₱467
May 8, 2025 (regular)	May 27, 2025	June 18, 2025	462,713,791	₱1.10	₱509
Nov. 7, 2024 (regular)	Nov. 25, 2024	Dec. 18, 2024	462,713,791	₱1.10	₱509
May 2, 2024 (regular)	May 23, 2024	June 17, 2024	463,586,091	₱1.10	₱510

As at December 31, 2025 and 2024, dividends payable to common stockholders of the Parent Company amounted to ₱411 million and ₱390 million, respectively (see Note 17).

Share Buyback

On July 8, 2010, the BOD of FPH approved a two-year Share Buyback Program of up to P6.0 billion worth of the Parent Company's common stocks which has been extended until July 2018. On July 4, 2019, the BOD ratified the June 27, 2019 FPH Executive Committee approval for an interim additional budget of ₱750 million and additional allotment of ₱5.0 billion for a Share Buyback Program up to July 2020.

On July 4, 2019, the BOD approved the allotment of ₱5,000 million for a Share Buyback Program up to July 2020.

In December 2021, the BOD approved the allotment of ₱4,200 million for the same program up to December 31, 2024.

In May 2024, the BOD approved a further 2-year extension of its common share buy-back program from July

2024 to July 2026, as well as an additional allotment of ₱3,600 million.

Below are the common stock share buyback transactions of the Parent Company from 2021–2025:

Year	Number of shares bought back	Total costs (in millions)	Cumulative number of shares bought back	Total costs of cumulative shares bought back (in millions)	Average cost per share
2025	38,213,183	₱3,356	185,149,031	₱13,110	₱70.8
2024	872,300	54	146,935,848	9,754	66.4
2023	9,032,853	545	146,063,548	9,700	66.4
2022	14,700,000	892	137,030,695	9,155	66.8
2021	17,227,050	1,252	122,330,695	8,263	67.6

b. Preferred Stock

	2025		2024	
	Number of Shares	**Amount *(In Millions)***	Number of Shares	Amount *(In Millions)*
Authorized - ₱100 par value per share	**107,000,000**	**₱10,700**	107,000,000	₱10,700
Issued and outstanding	**–**	–	–	–

c. Equity Reserve

As at December 31, 2025 and 2024, share attributable to the Parent Company consists of:

	Amount *(In Millions)*
First Gen's acquisition of 40% stake in the First Gas Group	(₱7,170)
Parent Company's acquisition of 40% stake in FPUC and dilution of interest in First Gen	(2,581)
EDC's acquisition of FG Hydro	1,286
Northern Terracotta's acquisition of EDC shares	(357)
Common stock issuance of EDC	279
Rockwell Land's equity adjustment	252
First Philec's transactions with non-controlling shareholders in FPSC	(201)
First Gen and Northern Terracotta's acquisition of EDC shares	90
Parent Company's purchase of Rockwell Land shares from San Miguel Corporation	86
Purchase of treasury stocks by EDC	(81)
FLVI's acquisition of TerraPrime shares	(53)
First Gen's acquisition of Prime Terracota preferred shares	(9)
	(₱8,459)

- *First Gen's acquisition of 40% stake in the First Gas Group*

  On May 30, 2012, First Gen, through its wholly owned subsidiary, Blue Vulcan, acquired from BG Asia Pacific Holdings Pte. Limited (BGAPH) [a member of the BG Group] the entire outstanding capital stock of Bluespark. Bluespark's wholly owned subsidiaries, namely: Goldsilk, Dualcore, and Onecore own 40% of the outstanding capital stock of FGHC and subsidiaries (collectively referred to as First Gas Group). Following the acquisition of Bluespark, the Group beneficially owned 100% of First Gas Group through its intermediate holding companies.

  The total consideration was allocated to the other assets and liabilities of Bluespark based on the relative fair values of these assets and liabilities. The excess of the consideration paid over the relative fair values of assets and liabilities were then allocated to the acquisition of the 40% equity interest in First Gas Group. As a result of the transaction, First Gen recognized an adjustment to equity reserve of ₱10,788 million ($248 million) in 2012. The amount attributable to the Parent Company is ₱7,170 million.

- *Parent Company's Acquisition of 40% stake in FPUC from Union Fenosa Internacional, S.A and Dilution of Interest in First Gen*

  The amount of ₱2,581 million represents the net effect of FPH's acquisition of 40% of FPUC from Union Fenosa Internacional, S.A.'s on January 23, 2008 and of the dilution of FPH's interest in First Gen as a result of the latter's public offering of common shares in 2006.

- *EDC's acquisition of FG Hydro*

  On October 16, 2008, EDC purchased from First Gen the 60% of the outstanding equity of FG Hydro, which was then a wholly owned subsidiary of First Gen prior to the Share Purchase and Investment Agreement (SPIA). FG Hydro and EDC were subsidiaries of First Gen at that time and were, therefore, under common control of First Gen. The acquisition was accounted for similar to a pooling of interest method since First Gen controlled FG Hydro and EDC before and after the execution of the SPIA. EDC recognized equity reserve pertaining to the difference between the acquisition cost and EDC's proportionate share in the paid-in capital of FG Hydro.

- *Northern Terracotta's acquisition of non-controlling interest in EDC*

  On August 3, 2017, First Gen entered into an Implementation Agreement with PREHC, Red Vulcan and Northern Terracotta. Subsequently, Red Vulcan entered into a Shareholders' Agreement with PEMBV, PREHC and EDC on September 29, 2017, which sets out the agreement of the parties with respect to the management of EDC. First Gen and Northern Terracotta tendered to PREHC their 992 million and 986 million common stock, respectively, subject to scale-back provisions under applicable regulations.

  Following the implementation of the scale back announced by PREHC, the tendered shares were 842.9 million and 838.2 million common stock for First Gen and Northern Terracotta, respectively. Red Vulcan did not participate in the tender offer process and retained its existing common stocks and voting preferred stocks, which correspond to 60.0% voting stake in EDC. First Gen continues to consolidate EDC given its current controlling stake. However, First Gen's economic interest in EDC was reduced to 41.6% after the transaction from 50.6% as at December 31, 2016. The amount of equity reserve pertaining to the sale of EDC common stocks amounted to ₱7,409 million ($141 million).

- *Common stocks issuance of EDC*

  On December 3, 2018, the BOD of EDC approved the issuance of additional 326.3 million non-preemption common stock to PREHC out of its unissued capital stock for a total consideration of ₱2,365 million ($45 million) or at an issue price of ₱7.25 per common stock. The amount of increase in equity reserve pertaining to the issuance of EDC common stocks attributable to the Parent Company amounted to ₱279 million.

  As at December 31, 2025 and 2024, First Gen has 65% effective voting interest in EDC through Prime Terracota.

- *Rockwell Land's equity adjustment*

  This account represents the difference between the consideration received from the sale of the proprietary shares and the carrying value of the related interest.

- *First Philec's transactions with non-controlling shareholders in FPSC*

  In 2016, First Philec received all of SPML's shares of stock in FPSC as part of their arbitration settlement. The transfer of shares resulted into an equity reserve adjustment of ₱201 million.

- *Purchase of treasury stocks by EDC*

  On August 7, 2018, the BOD of EDC approved the petition for voluntary delisting of its common stocks from the Main Board of the PSE and, in accordance with the PSE's delisting rules and regulations, to conduct a tender offer for up to 2.04 billion common stocks held collectively by all shareholders of EDC

other than Red Vulcan, First Gen, Northern Terracotta, and PREHC, at a price of ₱7.25 per common stock.

Following the completion of the tender offer, a total of 2.0 billion common stocks, representing approximately 10.72% of EDC's outstanding voting shares were tendered pursuant to the tender offer, accepted and thereafter purchased by EDC via a block sale through the facilities of the PSE on November 5, 2018. The shares were purchased at the tender offer price with a total transaction value of ₱14,566 million ($278 million).

The amount of reduction in equity reserve pertaining to the delisting attributable to the Parent Company amounted to ₱81 million.

d. Parent Company's Retained Earnings Account Available for Dividend Declaration

The unappropriated retained earnings as at December 31, 2025 and 2024 include undistributed net earnings of subsidiaries and associates amounting to ₱3,838 million and ₱9,325 million, respectively. Such undistributed net earnings are not currently available for dividend distribution unless declared by the subsidiaries and associates to FPH.

Retained earnings amounting to ₱13,303 million and ₱9,947 million, as at December 31, 2025 and 2024, respectively, equivalent to the treasury stock are also not available for dividend distribution.

On October 9, 2019, the BOD approved the appropriation of the Parent Company's retained earnings amounting to ₱28,700 million for capital expenditures, debt service coverage requirements, additional investment in subsidiaries and share buyback program for a period of three years or up to December 31, 2021. On December 2, 2021, the BOD approved the extension of the appropriation of the Parent Company's retained earnings for another three years from December 31, 2021 or up to December 31, 2024.

On May 4, 2023, the BOD approved to increase the appropriation of the Parent Company's retained earnings from ₱28,700 million to ₱32,700 million, for the same purpose discussed above, valid until December 31, 2024. On May 8, 2025, the BOD approved to set an increased amount of ₱38,200 million, valid until December 2027.

e. Non-controlling interests (NCI)

In 2025 and 2024, the Group's subsidiaries declared and paid cash dividends to non-controlling shareholders amounting to ₱4,738 million and ₱4,674 million, respectively.

Dividends payable to NCI amounted to ₱68 million and ₱56 million as at December 31, 2025 and 2024, respectively (see Note 17).

- EDC

In 2015, First Gen, through its subsidiary Northern Terracotta, acquired EDC common stocks amounting to ₱399 million ($9 million). The amount of equity reserve pertaining to the acquisition of non-controlling interests amounted to ₱272 million ($6 million).

Following the voluntary tender offer that was conducted by PREHC in September 2017 and the implementation of the scale back provisions in relation to the tender offer, First Gen and Northern Terracotta tendered to PREHC their 842.9 million and 838.2 million common stocks, respectively. However, First Gen's economic interest in EDC was reduced to 41.6% after the transaction from 50.6% as at December 31, 2016.

As at December 31, 2025 and 2024, First Gen has 65% effective voting interest in EDC through Prime Terracota.

- First Gen

  On July 1, 2020, the global investment firm KKR acquired 427,041,291 common stocks of First Gen for a total investment value of ₱9,600 million ($192 million), representing an approximate 11.9% economic interest, or an 8.4% voting interest in First Gen. These shares represent all of the shares that were tendered by the public to Valorous Asia Holdings (Valorous), an entity controlled by KKR investment funds. The acquisition follows the completion of a voluntary tender offer for First Gen's common stocks filed with the Philippine SEC on May 26, 2020 by Valorous. The tender offer period ran from May 27 to June 24, 2020 at an offer price of ₱22.50 per common stock.

  Meanwhile, Philippines Clean Energy Holding Inc. (PCEHI), a subsidiary of Valorous, announced on August 27, 2021 its intent to acquire a minimum of 3.0% up to a maximum of 5.7% of First Gen's total issued and outstanding common stocks through a voluntary and public tender offer. The tender offer period ran from September 1 to September 29, 2021 at an offer price of ₱33.00 per common stock.

  On October 8, 2021, PCEHI further acquired 262,937,672 common stocks of First Gen for a total investment value of ₱8,700 million, representing an approximate 7.3% economic interest, or a 5.2% voting interest in First Gen. These shares represent all of the shares that were tendered by the public to PCEHI. As at December 31, 2025 and 2024, KKR owns and holds 715,855,363 common stocks of First Gen, representing an approximate 19.9% economic interest, or a 14.1% voting interest in First Gen.

  In 2021, First Gen purchased from the open market 51,546,960 Series "G" redeemable preferred stocks for ₱5,572 million ($116 million) and 1,339,000 common stocks for ₱39 million ($0.8 million).

  On February 17, 2022, First Gen purchased from the open market 1,263,230 Series "G" redeemable preferred stocks for ₱130 million ($3 million).

  On May 18, 2022, the BOD of First Gen approved during its board meeting the two-year extension of the buy-back programs from June 15, 2022 to June 14, 2024. The two-year extension covers the: (i) common stock buy-back program covering up to 30.0 million of First Gen's common stocks; and (ii) Series "G" Preferred Shares buyback program covering up to ₱5,300 million worth of said redeemable preferred stocks.

  On June 14, 2022, the BOD of First Gen approved during its board meeting, in accordance with the terms and condition of First Gen's Series "G" Preferred Shares, the redemption of all outstanding Series "G" Preferred Shares on July 25, 2022 at the applicable redemption values of ₱100 and ₱10 a share. As at December 31, 2024, First Gen has redeemed its outstanding Series "G" Preferred Shares amounting to ₱5,297 million ($99 million).

  On May 31, 2024, the common stock buy-back program was further extended for two years from June 15, 2024 to June 14, 2026.

- FGEN LNG

  On December 5, 2018, Tokyo Gas Co. Ltd. (Tokyo Gas) and First Gen entered into a JDA for the development of the FGEN LNG IOT Project. The JDA is a preliminary agreement between the parties to pursue development work to achieve a FID. On October 6, 2020, First Gen and Tokyo Gas executed a JCA which represents the next phase of their joint development of FGEN LNG's IOT Project. Under the JCA, Tokyo Gas will have a 20% participating interest in the IOT Project and provide support in development, construction, operations and maintenance work to achieve an FID.

  On May 21, 2024, FGEN LNG entered into a Share Subscription Agreement (SSA) and Shareholder's Agreement (SA) with and LNG Holdings to confirm the intention to proceed with the project, provide additional respective subscription, govern each Investor's rights and obligations with respect to FGEN LNG and the other shareholders, provide for the management of the business and operations of FGEN LNG, and to underpin new large and small-scale LNG opportunities as a means to introduce natural gas throughout the many islands of the Philippines.

As at December 31, 2024, total cash received from Tokyo Gas amounted to ₱4,529 million. On December 27, 2024, the Philippine SEC approved FGEN LNG's application of confirmation of valuation of Tokyo Gas' and LNG Holding's investments. Tokyo Gas' cash investment amounting to ₱3,719 million was presented as deposit for future stock subscriptions under "Equity attributable to non-controlling interest" account in the consolidated statement of financial position as at December 31, 2024 and was subsequently converted into capital stock following the fulfillment of the SSA conditions in February 2025.

Following the sale of 60% stake of LNG portfolio to Prime Infra in November 2025, the total cash received amounting to ₱3,719 million was derecognized from the "Equity attributable to non-controlling interest" account in the consolidated statement of financial position as at December 31, 2025 (see Note 5).

- ACC

On December 15, 2025, Rockwell Land entered into a Share Sale & Purchase Agreement with Francisco M. Bayot and other shareholders of ACC for the purchase representing 74.80% of the outstanding capital of ACC for a total consideration of ₱20,900 million. The non-controlling interest that was recognized as a proportion of the fair value of the identifiable net assets acquired amounted to ₱7,351 million.

- RNDC

On August 17, 2020, Rockwell Land entered into a JV Agreement with T.G.N. Realty Corporation to develop parcels of land in Pampanga, through RNDC. As at December 31, 2024, Rockwell Land's ownership interest in RNDC increased to 65% from 38.49% as at December 31, 2023 and the transaction was accounted for as a business combination using the acquisition method. Accordingly, Rockwell Land's previously held interest of 38.49% was remeasured at acquisition date resulting in recognition of gain on remeasurement of ₱65 million in 2024. The non-controlling interest that was recognized as a proportion of the fair value of the identifiable net assets acquired amounted to ₱1,259 million in 2024.

- Rockwell GMC Development Corporation (RGDC)

On March 30, 2023, Rockwell Land and General Milling Corporation (GMC) entered into a joint venture agreement to form an entity to jointly develop a property into a mixed-use project with residential and retail components. Pursuant to the agreement, RGDC was incorporated. Rockwell Land will be the sole and exclusive project development manager and sole marketing and sales agent of RGDC, contributing cash with 60% ownership interest in RGDC, while GMC contributed land and shall contribute cash for 40% ownership interest in RGDC.

Non-controlling interest in RGDC amounted to ₱2,717 million and ₱2,711 million as at December 31, 2025 and 2024, respectively.

f. Cumulative Translation Adjustment

The details of cumulative translation adjustments (net of NCI's share) as at December 31 are as follows:

	2025	2024
	(In Millions)	
Foreign exchange adjustments	**₱7,442**	(₱1,969)
Net gains on cash flow hedges - net of tax (Note 30)	**(558)**	(607)
	₱6,884	(₱2,576)

21. Disaggregated Revenue Information

The Group derives revenue from the transfer of goods and services over time and at a point in time, in different product types and in geographical locations within the Philippines. The Group's disaggregation of revenue from contracts with customers by primary geographical market and major products/service lines and the reconciliation of the disaggregated revenue with the Group's strategic divisions are presented below (excluding interest and lease income):

a. Sale of Electricity

The Group has only one geographical segment as all of its operating assets in power generation segment are located in the Philippines.

	2025	2024 (As restated, Note 5)	2023 (As restated, Note 5)
		(In Millions)	
Revenue from contracts with customers:			
PSAs	**₱22,444**	₱22,566	₱20,701
Spot market sales	**13,672**	13,899	14,765
Retail electricity sales and ancillary services	**12,623**	9,068	7,657
Sales under FIT	**3,333**	2,726	3,575
PPA	**5**	888	1,273
	₱52,077	₱49,147	₱47,971

b. Real estate

	2025		
	Residential Development	**Commercial Development**	**Total**
		(In Millions)	
Primary geographical markets:			
National Capital Region	**₱7,514**	**₱**–	**₱7,514**
Central Luzon	**1,569**	–	**1,569**
Southern Luzon	**2,983**	–	**2,983**
Central Visayas	**1,959**	–	**1,959**
Western Visayas	**1,252**	–	**1,252**
	₱15,277	**₱**–	**₱15,277**
Major product/service lines:			
Sale of high-end residential condominium units	**₱11,044**	**₱**–	**₱11,044**
Sale of residential lots	**4,123**	–	**4,123**
Sale of affordable housing units	**110**	–	**110**
Sale of office spaces	–	–	–
	₱15,277	**₱**–	**₱15,277**
Timing of revenue recognition:			
Transferred over time	**₱15,277**	**₱**–	**₱15,277**

	2024		
	Residential Development	Commercial Development	Total
		(In Millions)	
Primary geographical markets:			
National Capital Region	₱7,548	₱133	₱7,681
Central Luzon	1,343	4	1,347
Southern Luzon	589	–	589
Central Visayas	3,256	–	3,256
Western Visayas	1,705	–	1,705
	₱14,441	₱137	₱14,578
Major product/service lines:			
Sale of high-end residential condominium units	₱12,852	₱–	₱12,852
Sale of residential lots	1,569	–	1,569
Sale of affordable housing units	20	–	20
Sale of office spaces	–	137	137
	₱14,441	₱137	₱14,578
Timing of revenue recognition:			
Transferred over time	₱14,441	₱137	₱14,578

	2023		
	Residential Development	Commercial Development	Total
		(In Millions)	
Primary geographical markets:			
National Capital Region	₱8,218	₱215	₱8,433
Southern Luzon	615	–	615
Central Visayas	1,882	–	1,882
Western Visayas	1,019	–	1,019
	₱11,734	₱215	₱11,949
Major product/service lines:			
Sale of high-end residential condominium units	₱9,575	₱–	₱9,575
Sale of residential lots	2,139	–	2,139
Sale of affordable housing units	20	–	20
Sale of office spaces	–	215	215
	₱11,734	₱215	₱11,949
Timing of revenue recognition:			
Transferred over time	₱11,734	₱215	₱11,949

Performance Obligations

Information about the Group's performance obligations are summarized below:

Sale of real estate. The Group entered into contracts to sell with one identified performance obligation which is the sale of the real estate unit together with the services to transfer the title to the buyer upon full payment of contract price. The amount of consideration indicated in the contract to sell is fixed and has no variable consideration. The sale of real estate unit may cover either the (i) house and lot; (ii) condominium unit and parking lot; and (iii) residential lot, and the Group concluded that there is one performance obligation in each of these contracts. The Group recognizes revenue from the sale of these real estate projects under pre-completed contract over time during the course of the construction.

Payment commences upon signing of the contract to sell and the consideration is payable in cash or under various financing schemes entered with the customer. The financing scheme would include payment of 5% or 10% of the contract price spread over a period of one year at a fixed monthly payment with the remaining

balance payable (a) in full at the end of the period either through cash or external financing; or (b) through in-house financing which ranges from two (2) to five (5) years with fixed monthly payment. The amount due for collection under the amortization schedule for each of the customer does not necessarily coincide with the progress of construction, which results to either a contract asset or contract liability.

After the delivery of the completed real estate unit, the Group provides one-year warranty to repair minor defects on the delivered serviced lot and house and condominium unit. This is assessed by the Group as a quality assurance warranty and not treated as a separate performance obligation.

The transaction price allocated to the remaining performance obligations (unsatisfied or partially satisfied) as at December 31 follows:

	2025	2024
Within one year	**₱9,823**	₱6,435
More than one year	**15,760**	4,139
	₱25,583	₱10,574

The remaining performance obligations expected to be recognized within one year and in more than one year relate to the continuous development of the Group's real estate projects. The Group's condominium units and house and lots are expected to be completed within three to four years from start of construction while residential lots are expected to be completed within two years from start of construction.

c. Contracts and Services

	2025	2024	2023
		(In Millions)	
Revenue from contracts with customers:			
Rental contracts (Note 13)	**₱3,718**	₱3,382	₱3,113
Construction services:			
Building	**3,340**	2,457	687
Transport infrastructure	**1,208**	176	455
Transmission lines	**176**	6	488
Power and energy	**–**	557	2,167
Water infrastructure	**–**	67	521
Healthcare services	**1,252**	1,076	940
Water distribution and wastewater treatments	**652**	470	416
Room hotel revenue	**308**	306	286
Hauling/delivery of heavy equipment, construction, materials, etc.	**304**	197	142
Cinema revenue	**270**	178	173
Drilling services	**217**	477	464
Park charges	**154**	99	78
Sale of aggregates and by-products	**33**	56	70
Others	**533**	501	490
	₱12,165	₱10,005	₱10,490
Timing of revenue recognition			
Transferred over time	**₱11,275**	₱9,169	₱9,248
Transferred at a point in time	**890**	836	1,242
	₱12,165	₱10,005	₱10,490

d. Sale of Merchandise

The Groups' sale of merchandise is recognized at a point in time when control of the asset is transferred to the customer, generally on delivery and acceptance of the goods. The Group's performance obligation is the delivery of transformers with assurance-type warranty.

22. Costs and Expenses

Costs of Sale of Electricity

	2025	2024 (As restated, Note 5)	2023 (As restated, Note 5)
		(In Millions)	
Power plant operations and maintenance (Notes 8 and 31)	**₱16,656**	₱14,745	₱12,830
Depreciation and amortization (Note 12)	**8,833**	6,908	6,580
Others (Note 8)	**4,751**	4,313	3,591
Fuel costs (Notes 8 and 31)	**31**	53	17
	₱30,271	₱26,019	₱23,018

Real Estate

	2025	2024	2023
		(In Millions)	
Cost of real estate (Note 8)	**₱8,615**	₱9,031	₱8,889
Depreciation (Notes 12 and 13)	**606**	691	589
	₱9,221	₱9,722	₱9,478

Contracts and Services

	2025	2024	2023
		(In Millions)	
Salaries and employee benefits	**₱2,009**	₱1,117	₱1,882
Outside services	**1,965**	935	1,107
Depreciation (Note 12)	**1,359**	911	864
Materials, supplies and facilities	**1,162**	723	1,068
Mobilization and demobilization costs	**253**	200	81
Permits, insurances and licenses	**139**	113	244
Utilities	**115**	180	400
Rental	**62**	50	88
Others	**304**	81	147
	₱7,368	₱4,310	₱5,881

Cost of Sale of Merchandise

	2025	2024	2023
		(In Millions)	
Materials	**₱3,085**	₱2,922	₱2,659
Manufacturing overhead costs	**413**	305	317
Depreciation (Note 12)	**68**	49	–
Labor	**86**	73	64
	₱3,652	₱3,349	₱3,040

General and Administrative Expenses

	2025	2024 (As restated, Note 5)	2023 (As restated, Note 5)
		(In Millions)	
Personnel expenses	**₱5,540**	₱5,627	₱5,327
Insurance, taxes and licenses	**5,074**	1,910	984
Professional fees	**3,558**	2,603	3,187
Depreciation and amortization (Note 12)	**388**	1,127	839
Rent and subcontracted costs (Note 31)	**281**	138	298
Provision for (reversal of) impairment of spare parts and supplies inventories (Note 8)	**266**	214	(70)
Provision for ECL (Note 7)	**220**	413	246
Property repairs and maintenance	**202**	231	224
Parts and supplies issued (Note 8)	**130**	192	184
Provision for impairment loss	**272**	139	90
Others (Note 15)	**2,368**	2,345	2,272
	₱18,299	₱14,939	₱13,581

Other general and administrative expenses mainly consist of advertising, outside services and utilities.

23. Finance Costs, Finance Income, Depreciation and Amortization, and Other Income (Charges)

Finance Costs

	2025	2024 (As restated, Note 5)	2023 (As restated, Note 5)
		(In Millions)	
Interest			
Loans and bonds (Notes 16 and 18)	**₱8,631**	₱7,242	₱5,479
Liability from litigation	**8**	8	8
	8,639	7,250	5,487
Accretion and Amortization			
Debt issuance costs (Note 18)	**370**	369	321
Asset retirement/preservation obligations (Note 19)	**181**	186	175
Lease liabilities – continuing operations (Notes 19 and 31)	**225**	138	207
	776	693	703
Others			
Mark-to-market loss on derivatives and financial assets at FVPL (Notes 11 and 30)	**–**	–	46
Others	**19**	–	37
	19	–	83
	₱9,434	₱7,943	₱6,273

Finance Income

	2025	2024 (As restated, Note 5)	2023 (As restated, Note 5)
		(In Millions)	
Interest Income:			
Cash and cash equivalents and short-term investments (Note 6)	**₱1,332**	₱1,374	₱2,019
Trade receivables (Note 7)	**328**	345	1,794
Mark-to-market gain on financial assets at FVPL (Note 11)	**63**	2	–
Others	**17**	288	42
	₱1,740	₱2,009	₱3,855

Depreciation and Amortization

	2025	2024 (As restated, Note 5)	2023 (As restated, Note 5)
		(In Millions)	
Property, plant and equipment (Note 12)	**₱14,899**	₱14,061	₱12,821
Investment properties (Note 13)	**935**	1,097	826
Right-of-use asset (Notes 15 and 31)	**2,096**	2,365	597
Intangible assets (Note 14)	**481**	478	237
	₱18,411	₱18,001	₱14,481

Dividend Income

	2025	2024	2023
		(In Millions)	
Financial assets at FVOCI (Note 11)	**₱1,186**	₱1,029	₱940
Associates (Note 10)	**25**	–	121
	₱1,211	₱1,029	₱1,061

Other Income - net

	2025	2024 (As restated, Note 5)	2023 (As restated, Note 5)
		(In Millions)	
Gain on sale and disposal of investments (Notes 5 and 10)	**₱9,394**	₱–	₱–
Proceeds from construction delay and insurance claims (Note 12)	**766**	326	633
Rental income from property and equipment and investment properties	**131**	118	105
Gain (loss) on sale of property and equipment (Note 12)	**220**	(330)	51
Excess of fair value of net assets acquired over consideration paid, net (Note 5)	**675**	–	–
Cinema revenue	**237**	194	194
Others (Note 30)	**1,048**	1,365	1,166
	₱12,471	₱1,673	₱2,149

Others include revenues from mall and membership dues, net of selling and other expenses.

24. Retirement Benefits

FPH and certain subsidiaries maintain qualified, noncontributory, defined benefit retirement plans covering substantially all their regular employees. Under the existing regulatory framework, Republic Act (R.A.) 7641, *Retirement Pay Law*, requires provision for retirement pay to qualified private sector employees in the absence of any retirement plan in the entity, provided however that the employee's retirement benefits under any collective bargaining and other agreements shall not be less than those provided under the law. The law does not require minimum funding of the plan.

The following tables summarize the components of net retirement benefit expense recognized in the consolidated statements of income and the funded status, and the amounts recognized in the consolidated statements of financial position.

The net retirement assets and liabilities and other long-term employee benefits liabilities are presented in the consolidated statements of financial position as follows:

	2025	2024
		(In Millions)
Net retirement benefit liabilities	**₱4,139**	₱4,307
Other employee benefits - net of current portion of ₱144 million in 2025 and ₱187 million in 2024 (Note 17)	**782**	802
Retirement and other long-term employee benefits liabilities	**₱4,921**	₱5,109

Retirement Benefits

The amounts recognized in the consolidated statements of financial position are as follows:

	2025				
	Parent	**First Gen**	**Rockwell Land**	**Others**	**Total**
			(In Millions)		
Present value of defined benefit obligation	**₱1,646**	**₱5,505**	**₱1,017**	**₱544**	**₱8,712**
Fair value of plan assets	**(981)**	**(2,624)**	**(788)**	**(180)**	**(4,573)**
Net retirement liabilities	**₱665**	**₱2,881**	**₱229**	**₱364**	**₱4,139**

	2024				
	Parent	First Gen	Rockwell Land	Others	Total
			(In Millions)		
Present value of defined benefit obligation	₱1,702	₱7,060	₱928	₱483	₱10,173
Fair value of plan assets	(1,074)	(3,846)	(742)	(204)	(5,866)
Net retirement liabilities	₱628	₱3,214	₱186	₱279	₱4,307

Movements in the present value of the defined benefit obligation are as follows:

	2025				
	Parent	**First Gen**	**Rockwell Land**	**Others**	**Total**
			(In Millions)		
Balances at beginning of year	**₱1,702**	**₱7,060**	**₱928**	**₱483**	**₱10,173**
Recognized in profit or loss:					
Current and past service cost	**53**	**382**	**87**	**46**	**568**
Interest cost	**92**	**348**	**56**	**28**	**524**
	145	**730**	**143**	**74**	**1,092**
Benefits paid	**(215)**	**(497)**	**–**	**(30)**	**(742)**
Net acquired obligation due to employee transfers	**–**	**67**	**–**	**–**	**67**
Discontinued operations (see Note 5)	**–**	**(1,629)**	**–**	**–**	**(1,629)**
Recognized in other comprehensive income:					
Actuarial losses (gains) due to:					
Changes in financial assumptions	**12**	**(73)**	**(62)**	**18**	**(105)**
Changes in demographic assumptions	**–**	**(197)**	**–**	**(2)**	**(199)**
Experience adjustments	**2**	**44**	**8**	**1**	**55**
	14	**(226)**	**(54)**	**17**	**(249)**
Balances at end of year	**₱1,646**	**₱5,505**	**₱1,017**	**₱544**	**₱8,712**

	2024				
	Parent	First Gen	Rockwell Land	Others	Total
			(In Millions)		
Balances at beginning of year	₱1,673	₱6,665	₱802	₱386	₱9,526
Recognized in profit or loss:					
Current and past service cost	59	378	91	46	574
Interest cost	87	380	48	23	538
	146	758	139	69	1,112
Benefits paid	(119)	(472)	(13)	(12)	(616)
Recognized in other comprehensive income:					
Actuarial losses (gains) due to:					
Changes in financial assumptions	(7)	12	7	55	67
Experience adjustments	9	97	(7)	(15)	84
	2	109	–	40	151
Balances at end of year	₱1,702	₱7,060	₱928	₱483	₱10,173

Movements in the fair value of plan assets are as follows:

	2025				
	Parent	**First Gen**	**Rockwell Land**	**Others**	**Total**
			(In Millions)		
Balances at beginning of year	**₱1,074**	**₱3,846**	**₱742**	**₱204**	**₱5,866**
Interest income	**54**	**164**	**45**	**12**	**275**
Contributions paid	**–**	**223**	**–**	**–**	**223**
Benefits paid	**(215)**	**(497)**	**–**	**(30)**	**(742)**
Net acquired obligation due to employee transfers	**–**	**13**	**–**	**–**	**13**
Discontinued operations (see Note 5)	**–**	**(1,040)**	**–**	**–**	**(1,040)**
Remeasurement gains (loss) on plan assets	**68**	**(85)**	**1**	**(6)**	**(22)**
Balances at end of year	**₱981**	**₱2,624**	**₱788**	**₱180**	**₱4,573**
Actual return on plan assets	**₱122**	**₱86**	**₱–**	**₱–**	**₱208**

	2024				
	Parent	First Gen	Rockwell Land	Others	Total
			(In Millions)		
Balances at beginning of year	₱1,114	₱3,172	₱717	₱196	₱5,199
Interest income	57	184	42	12	295
Contributions paid	–	895	1	–	896
Benefits paid	(119)	(472)	(13)	(4)	(608)
Remeasurement gains (losses) on plan assets	22	67	(5)	–	84
Balances at end of year	₱1,074	₱3,846	₱742	₱204	₱5,866
Actual return on plan assets	₱79	₱248	₱–	₱–	₱327

Changes in the net retirement benefit liabilities are as follows:

	2025				
	Parent	**First Gen**	**Rockwell Land**	**Others**	**Total**
			(In Millions)		
Balances at beginning of year	**₱628**	**₱3,214**	**₱186**	**₱279**	**₱4,307**
Current and past service cost	**53**	**382**	**87**	**46**	**568**
Net interest cost	**38**	**184**	**11**	**16**	**249**
Re-measurement losses (gains)	**(54)**	**(141)**	**(55)**	**23**	**(227)**
Net acquired obligation due to employee transfers	**–**	**54**	**–**	**–**	**54**
Discontinued operations (see Note 5)	**–**	**(589)**	**–**	**–**	**(589)**
Contribution	**–**	**(223)**	**–**	**–**	**(223)**
Balances at end of year	**₱665**	**₱2,881**	**₱229**	**₱364**	**₱4,139**

	2024				
	Parent	First Gen	Rockwell Land	Others	Total
			(In Millions)		
Balances at beginning of year	₱559	₱3,493	₱85	₱190	₱4,327
Current service cost	59	378	91	46	574
Net interest cost	30	196	6	11	243
Re-measurement losses	(20)	42	5	40	67
Benefits paid out of operating funds	–	–	–	(8)	(8)
Contribution	–	(895)	(1)	–	(896)
Balances at end of year	₱628	₱3,214	₱186	₱279	₱4,307

The principal actuarial assumptions at the financial reporting dates used for FPH and subsidiaries' actuarial valuations are as follows:

	2025	2024
Discount rate	**6.07%–6.59%**	6.01%–6.13%
Future salary increases	**6.00%–10.00%**	6.00%–10.00%

The major categories of plan assets as a percentage of the fair value of total plan assets are as follows:

	2025	2024
Cash and cash equivalents	**23%**	19%
Investment in shares of stock	**29%**	24%
Investments in government securities and corporate bonds	**33%**	42%
Others	**15%**	15%
	100%	100%

The Group expects to contribute ₱642 million to its pension plans in 2026.

Information about the Group's retirement plans are as follows:

FPH
The Board of Trustees (BOT), which manages the retirement fund (the Plan) of FPH, is comprised of five (5) executives of FPH. Most of the trustees are beneficiaries also of the retirement fund. The investing decisions of the retirement fund are exercised by the BOT.

The retirement fund consists of the following:

	Relationship	**2025**	2024
			(In Millions)
Investments quoted in active market:			
Common stocks:			
Rockwell Land	Subsidiary	**₱115**	₱246
Preferred stocks:			
Ayala Land		**31**	–
Jollibee Foods Corporation		**18**	17
		164	263
Investment in bonds		**559**	621
Unquoted investments:			
Cash and cash equivalents		**241**	178
Receivables		**17**	12
		₱981	₱1,074

- Cash and cash equivalents and short-term investments which include regular savings and time deposits.
- Receivables include accrued interest receivable on cash and cash equivalents, short-term investments, financial assets at FVOCI, and dividends receivable from equity securities.
- The fair value of these investments that are actively traded in organized financial markets is determined by reference to quoted market bid prices at the close of business on the financial reporting dates.
- Investments in bonds with certain financial institutions have fixed coupon rates and maturing in 5 to 10 years from the issue dates. Investments in bonds are carried at fair value at each reporting date.

First Gen
The retirement funds of First Gen, FGHC, FGP and the rest of the First Gen group are maintained and managed by BDO Trust, while the retirement fund of FGPC is maintained and managed by the BPI Asset Management. In addition, EDC's retirement fund is maintained by the BPI Asset Management and BDO Trust, while GCGI and BGI's retirement funds are maintained by BDO Trust. These trustee banks are also responsible for investment of the plan assets. The investing decisions of the Plan are made by the respective retirement committees of the said companies.

The plan assets' carrying amount approximates its fair value, since these are either short-term in nature or marked-to-market.

The plan assets and investments by each class as at December 31 are as follows:

	2025	2024
		(In Millions)
Investments quoted in active market:		
Quoted equity investments		
Services - exchange traded fund	**₱191**	~~₱~~ –
Holding firms	**120**	220
Property	**140**	196
Financials - banks	**109**	264
Transportation services	**87**	72
Industrial - electricity, energy, power and water	**32**	45
Industrial - food, beverage, and tobacco	**28**	49
Services - telecommunications	**24**	38
Golf and country club	**26**	27
Retail	**5**	4
	762	915
Investments in debt instruments:		
Government securities	**1,149**	1,541
Investments in corporate bonds	**199**	71
	1,348	1,612
Investment in mutual funds	**207**	543
Unquoted investments:		
Cash and cash equivalents	**284**	746
Receivables and other assets	**24**	31
Liabilities	**(1)**	(1)
	307	776
Fair value of plan assets	**₱2,624**	~~₱~~3,846

- Cash and cash equivalents include regular savings and time deposits;
- Investments in corporate debt instruments, consisting of both short-term and long-term corporate loans, notes and bonds, which bear interest ranging from 5.80% to 6.71% and have maturities from 2025 to 2029; and
- Investments in government securities, consisting of retail treasury bonds that bear interest ranging from 5.58% to 8.63 % and have maturities from 2025 to 2050.

The carrying amounts of investments in equity securities also approximate their fair values since these are marked-to-market. The voting rights over these equity securities are exercised by the trustee banks.

- Other financial assets held by these plans are primarily accrued interest income on cash deposits and debt securities held by the plans; and dividend receivable from equity securities.
- Liabilities of the plans pertain to trust fee payable and retirement benefits payable.

Rockwell Land

The plan assets of Rockwell Land are maintained by the trustee banks, namely BDO and Metropolitan Bank and Trust Company (MBTC).

As at December 31, the carrying values of the plan approximates their fair values as follows:

	2025	2024
		(In Millions)
Cash in banks	**₱11**	₱7
Receivables - net of payables	**1**	4
Investments held for trading (government securities, corporate bonds and stocks)	**776**	731
	₱788	₱742

Cash in banks are composed of current account, savings deposits and special savings deposits.

Receivables - net of payables are composed of loans receivables, interest receivables and accrued trust fees.

Investments held for trading are investments in government securities, corporate bonds and stocks.

i. Government securities' maturities range from 1 to 20 years with interest rates ranging from 3.00% to 10.125%.
ii. The Corporate bonds are certificates of indebtedness issued by top and usually listed corporations exhibiting sound financial performance and enjoying good credit from reputable/accredited agencies. Maturity dates range from 1 to 5 years with interest rates ranging from 4.41% to 7.06%.
iii. Investment in stocks represents equity securities of companies listed in the PSE.

The Retirement Plan has investment in shares of stock of the Parent Company amounting to ₱57.3 million and ₱59.3 million as at December 31, 2025 and 2024, respectively.

Sensitivity Analysis

The sensitivity analysis below has been determined based on reasonably possible changes of each significant assumption on the defined benefit obligation as at December 31, 2025 and 2024, assuming if all other assumptions were held constant:

		2025			
	Increase (Decrease)	**FPH**	**First Gen Group**	**Rockwell Land**	**Others**
			(In Millions)		
Discount rates	**+1%**	**(₱124)**	**(₱405)**	**(₱104)**	**(₱158)**
	-1%	**145**	**466**	**124**	**185**
Future salary increases	**+1%**	**₱33**	**₱460**	**₱124**	**₱170**
	-1%	**(30)**	**(409)**	**(105)**	**(145)**

		2024			
	Increase (Decrease)	FPH	First Gen Group	Rockwell Land	Others
			(In Millions)		
Discount rates	+1%	(₱108)	(₱520)	(₱103)	(₱118)
	-1%	145	601	124	139
Future salary increases	+1%	₱30	₱596	₱122	₱126
	-1%	(28)	(530)	(104)	(107)

Maturity Analysis
Shown below is the maturity analysis of the undiscounted benefit payments.

As at December 31, 2025:

	FPH	**First Gen Group**	**Rockwell Land**	**Others**	**Total**
			(In Millions)		
Less than 1 year	**₱479**	**₱922**	**₱95**	**₱107**	**₱1,603**
More than 1 year to 5 years	**695**	**2,743**	**325**	**255**	**4,018**
More than 5 years to 10 years	**617**	**3,301**	**394**	**326**	**4,638**
More than 10 years to 15 years	**606**	**2,795**	**646**	**345**	**4,392**
More than 15 years to 20 years	**372**	**6,405**	**1,252**	**372**	**8,401**
More than 20 years	**943**	**3,795**	**5,254**	**1,258**	**11,250**

As at December 31, 2024:

	FPH	First Gen Group	Rockwell Land	Others	Total
			(In Millions)		
Less than 1 year	₱596	₱1,364	₱75	₱128	₱2,163
More than 1 year to 5 years	651	3,228	285	152	4,316
More than 5 years to 10 years	572	3,688	391	278	4,929
More than 10 years to 15 years	525	2,868	1	248	3,642
More than 15 years to 20 years	314	6,904	1,023	240	8,481
More than 20 years	731	4,384	5,325	239	10,679

As at December 31, 2025 and 2024, the average duration of the defined benefit obligation is 1 to 29 years and 7 to 25 years, respectively.

Other Employee Benefits
Other employee benefits consist of accumulated employee sick and vacation leave entitlements of FPH, First Gen group, Rockwell Land, First Balfour and FPIP.

The amounts recognized in the consolidated statements of income are as follows:

	2025	2024	2023
		(In Millions)	
Current service cost	**₱36**	₱34	₱25
Interest cost	**20**	32	48
Actuarial losses (gain)	**(42)**	37	111
Net benefit expense	**₱14**	₱103	₱184

Movements in the present value of the other long-term employee benefit obligation are as follows:

	2025	2024
		(In Millions)
Balance at beginning of year	**₱802**	₱714
Current service cost	**36**	34
Interest cost	**20**	32
Benefits paid	**(34)**	(15)
Actuarial losses (gain)	**(42)**	37
Balance at end of year	**₱782**	₱802

The principal assumptions used in determining the other employee benefit obligation are shown below:

	2025	2024
Discount rate	**6.11%–6.21%**	6.11%–6.14%
Future salary rate increase	**6.00%–9.00%**	6.00%–8.00%

25. **Taxes**

The deferred tax assets and liabilities of the Group are presented in the consolidated statements of financial position as follows:

	2025	2024
		(In Millions)
Deferred tax assets	**₱1,927**	₱2,107
Deferred tax liabilities	**(11,768)**	(2,750)
	(₱9,841)	(₱643)

The components of these deferred tax assets and liabilities as at December 31, 2025 and 2024 are as follows:

	2025	2024
		(In Millions)
Deferred income tax items recognized in the consolidated statements of income:		
Deferred tax assets on:		
Provisions	**₱700**	₱1,061
Retirement benefit liability	**467**	952
Lease liability - net of right-of-use asset	**401**	2,903
Advances from customers	**201**	258
Capitalized asset retirement, duties, taxes and interest	**103**	–
Revenue generated during testing period of BGI power plant	**85**	124
Prepaid major spare parts	**68**	–
Deferred selling expense	**42**	–
Unamortized past service cost	**38**	15
Unused NOLCO	**36**	33
Allowance for doubtful accounts	**31**	32
Unrealized foreign exchange loss	**24**	34
MCIT	**18**	36
Asset retirement and preservation obligations	–	546
Capitalized costs in service contracts between EDC and First Balfour group	–	458
Excess amortization of debt issuance costs under EIR method over straight-line method	–	55
Accrual of employee bonuses and other employee benefits	–	8
Others	**154**	47
Total *(Carried Forward)*	**2,368**	6,562

	2025	2024
		(In Millions)
Total *(Brought Forward)*	**₱2,368**	₱6,562
Deferred tax liabilities on:		
Effect of business combination	**(8,068)**	(81)
Unrealized gain on real estate	**(2,072)**	(96)
Excess of the carrying amounts of non-monetary assets over the tax base	**(1,073)**	(3,144)
Right-of-use asset - net of lease liability	**(587)**	(2,994)
Unrealized foreign exchange gains	**(253)**	–
Accrual of employee bonuses and other employee benefits	**(88)**	–
Right-of-use asset	**(31)**	–
Capitalized asset retirement, duties, taxes and interest	–	(690)
Capitalized costs and losses during commissioning period of the power plants	–	(35)
Others	–	(48)
	(12,172)	(7,088)
Total	**(9,804)**	(526)
Changes recognized directly in other comprehensive income:		
Deferred tax liability on derivative assets	**(66)**	(146)
Deferred tax asset on others	**29**	29
	(₱9,841)	(₱643)

The deductible temporary differences of certain items in the consolidated statements of financial position and the carry-forward benefits of NOLCO and MCIT for which no deferred tax assets have been recognized in the consolidated statements of financial position are as follows:

	2025	2024
		(In Millions)
NOLCO	**₱11,726**	₱15,056
Allowance for impairment losses on investments at cost	**3,476**	3,371
Unamortized past service cost	**1,940**	302
Accrual for retirement benefits	**1,129**	989
Accrual of personnel and administrative expenses	**899**	917
Unrealized foreign exchange loss	**406**	1,613
MCIT	**75**	56
Allowance for impairment of receivables	**73**	73
Tax credit and others	**3,053**	55
	₱22,777	₱22,432

Deferred tax on cumulative translation adjustments were not recognized since it is not probable that taxable profit will be available against which the temporary difference can be utilized. As at December 31, 2025 and 2024, deferred tax liability on undistributed earnings of subsidiaries was not recognized since the Parent Company controls the dividend policy of its subsidiaries, hence, it is able to control the timing of reversal of the temporary difference with these subsidiaries and such temporary difference is not seen to reverse in foreseeable future.

The balances of NOLCO and MCIT, with their corresponding years of expiration, are as follows:

Incurred for the Year Ended December 31	Available Until December 31	NOLCO	MCIT
		(In Millions)	
2025	2028	₱4,515	₱36
2024	2027	3,705	19
2023	2026	1,068	20
2022	2025	2,650	2
2021	2026	1,193	–
2021	2024	–	–
2020	2025	948	–
		14,079	77
Expired in 2025		(3,598)	(2)
		₱10,481	₱75

Bayanihan to Recover as One Act (Bayanihan 2)
On September 30, 2020, the BIR issued Revenue Regulations (RR) No. 25-2020 implementing Section 4 of Bayanihan 2 which states that the NOLCO incurred for taxable years 2020 and 2021 can be carried over as a deduction from gross income for the next five (5) consecutive taxable years immediately following the year of such loss. Subsequent to taxable year 2021, the period over which the carry-over of NOLCO can be offset against taxable income reverts to three (3) consecutive taxable years immediately following the year of such loss.

The reconciliation between the statutory income tax rate and effective income tax rates as shown in the consolidated statements of income follows:

	2025	2024 (As restated, Note 5)	2023 (As restated, Note 5)
Statutory income tax rate	**25%**	25%	25%
Income tax effects of:			
Nondeductible expenses	**18%**	5%	5%
Income Tax Holiday (ITH) incentives	**(18%)**	(1%)	–
Nontaxable income	**(11%)**	(1%)	(1%)
Foreign currency translation	**–**	(9%)	(15%)
Others	**(1%)**	(2%)	–
Effective income tax rates	**13%**	17%	14%

BEPS 2.0 Pillar Two
The Organization for Economic Co-operation and Development (OECD)/G20 Inclusive Framework on Base Erosion and Profit Shifting (BEPS) addresses the tax challenges arising from the digitalization of the global economy. The Global Anti-Base Erosion Model Rules (Pillar Two model rules) apply to multinational enterprises (MNEs) with annual revenue in excess of EUR 750 million per their consolidated financial statements.

The Pillar Two model rules introduce new taxing mechanisms under which MNEs would pay a minimum level of tax (the Minimum Tax):
- The Qualified Domestic Minimum Top-up Tax (QDMTT)
- The Income Inclusion Rule (IIR)
- The Under Taxed Payments/Profits Rule (UTPR)

The new taxing mechanisms can impose a minimum tax on the income arising in each jurisdiction in which an MNE operates. The IIR, UTPR and QDMTT do so by imposing a top-up tax in a jurisdiction whenever the effective tax rate (ETR), determined on a jurisdictional basis under the Pillar Two rules, is below a 15% minimum rate.

According to these rules, the Group is considered a multinational enterprise to which the Pillar Two rules shall be applied. At the same time, Pillar Two legislation has been enacted or substantively enacted in several other jurisdictions in which the Group operates effective for the financial year beginning January 1, 2025.

For the year ended December 31, 2025 and 2024, the Group has applied the IASB amendment to PAS 12, *Income Taxes*, which provides a mandatory temporary exception from recognizing or disclosing deferred taxes related to Pillar Two such that there is no impact to the 2025 and 2024 consolidated financial statements.

The Group has determined that the impact of Pillar Two Model Rules is not material to the consolidated financial statements in 2025 and 2024 based on the Group's country-by-country reporting and the most recent information available regarding the financial performance of the constituent entities in the Group.

26. EPS Computation

	2025	2024	2023
	(In Millions, Except Number of Shares and Per Share Data)		
Net income attributable to equity holders of the Parent	**₱19,805**	₱14,316	₱15,066
Less dividends on preferred stock (Note 20)	–	–	–
(a) Net income available to common stock	**₱19,805**	₱14,316	15,066
From Continuing Operations	***11,902***	*7,809*	*7,685*
From Discontinued Operations	***7,903***	*6,507*	*7,381*
Number of stock:			
Common stock outstanding at beginning of year (Note 20)	**462,713,791**	463,586,091	472,618,944
Weighted average effect of common stock issuances and buyback during the year (Note 20)	**(19,031,591)**	(207,433)	(4,941,331)
(b) Adjusted weighted average number of common stock outstanding - basic	**443,682,200**	463,378,658	467,677,613
Basic/Diluted Earnings Per Share (a/b)	**₱44.638**	₱30.894	₱32.215
From Continuing Operations	***26.824***	*16.851*	*16.433*
From Discontinued Operations	***17.814***	*14.043*	*15.782*

In 2025, 2024 and 2023, the Parent Company does not have any dilutive potential common stocks. Hence, the diluted EPS is the same as the basic EPS.

27. Related Party Disclosures

Enterprises and individuals that directly, or indirectly through one or more intermediaries, control, or are controlled by, or under common control with the Group, including holding companies, and fellow subsidiaries are related entities of the Group. Associates and individuals owning, directly or indirectly, an interest in the voting power of the Group that gives them significant influence over the enterprise, key management personnel, including directors and officers of the Group and close members of the family of these individuals and companies associated with these individuals also constitute related entities.

All publicly-listed and certain members of the companies of the Group have Material Related Party Transaction Policies containing the approval requirements and limits on amounts and extent of related party transactions in compliance with the requirements under the Revised SRC Rule 68 and SEC Memorandum Circular 10, Series of 2019.

The following are the significant transactions with related parties:

a. The Group leases its office premises where its principal offices are located from Rockwell-Meralco BPO Venture, a joint venture of Rockwell Land. Total rental payments amounted to ₱65 million in 2025 and ₱267 million in 2024, and were considered as reduction of the "Lease liabilities" account in the consolidated statements of financial position.

b. EDC entered into various loan agreements with IFC, one of its shareholders. The details of the loans availed by EDC are included under the "Long-term debt" account in the consolidated statements of financial position (see Note 18).

c. Intercompany Guarantees

EDC
EDC issued letters of credit amounting to $80 million in favor of its subsidiary, EDC Chile Limitada, as evidence of its financial support for EDC Chile Limitada's participation in the bids for geothermal concession areas by the Chilean Government.

EDC also issued letters of credit in favor of its subsidiaries in Peru, namely, EDC Peru S.A.C. and EDC Energia Verde Peru S.A.C. at $0.27 million each as evidence of EDC's financial support for the geothermal authorizations related to the exploration drilling activities of the said entities, which expired on March 1, 2024 and February 21, 2024, respectively. On May 25, 2023, the board and stockholders of EDC Peru S.A.C. decided to no longer pursue exploration and development activities in Peru due to political and market factors (see Note 3).

Under the bilateral corporate term loan agreements executed in December 2024 by EBWPC with BDO and Mizuho, any debt service shortfall amount under these loans is guaranteed by EDC.

First Gen

- During the February 27, 2014 meeting, the BOD of First Gen approved the confirmation, ratification and approval of the authority of First Gen, pursuant to Clause (i) of the Second Article of First Gen's Amended Articles of Incorporation, to act as a guarantor or co-obligor or assume any obligation of any person, corporation or entity in which the Corporation may have an interest, directly or indirectly, including but not limited to FNPC and Prime Meridian. On May 12, 2014, the stockholders of First Gen ratified and confirmed such authority.

  On July 10, 2014, First Gen signed a Guarantee and Indemnity Agreement with KfW-IPEX, guaranteeing FNPC's punctual performance on all its payment obligations under the Export Credit Facility loan agreement (see Note 18).

- On July 9, 2021, First Gen signed a Guarantee Agreement with MUFG as a guarantor to the General Credit Agreement signed by FGEN LNG and MUFG (the "MUFG Agreement") last July 7, 2021. Under the MUFG Agreement, MUFG is giving credit or affording bank facilities of up to $40 million to FGEN LNG. First Gen, as a guarantor, agrees to be jointly and severally liable with FGEN LNG to pay MUFG all sums of money which are or at any time during the term of the guarantee be owing to MUFG by FGEN LNG pursuant to the MUFG Agreement.

- On January 10, 2025, First Gen signed a Guarantee Agreement with Sumitomo Mitsui Banking Corporation Singapore Branch (SMBC) as a guarantor pursuant to the Supplemental Facility Letter (the "SMBC Letter") signed by FGen SG and SMBC last December 2, 2024. Under the SMBC Letter, SMBC is giving credit or affording bank facilities of up to $150.0 million to FGen SG. First Gen, as a guarantor, agrees to be jointly and severally liable with FGen SG to pay SMBC all sums of money which are or at any time during the term of the guarantee be owing to SMBC by FGen SG pursuant to the SMBC Letter.

- On June 11, 2025, First Gen signed an amendment to the Guarantee Agreement with ING as a guarantor pursuant to the Reimbursement Agreement dated July 28, 2023, as amended on September 26, 2023, signed by FGen SG and ING (the "ING Agreement"). Under the ING Agreement, ING is giving credit or

affording bank facilities of up to $100.0 million to FGen SG. First Gen, as a guarantor, agrees to be jointly and severally liable with FGen SG to pay ING all sums of money, which are, or at any time during the term of the guarantee be owing to ING by FGen SG pursuant to the ING Agreement.

- On May 29, 2024, First Gen signed a Guarantee Agreement with ING as a guarantor pursuant to the Accession Agreement to the ING Agreement (the "ING Accession Agreement") signed by FGEN LNG and ING on the same date. Under the ING Accession Agreement, ING agrees to issue SBLC/s as may be required from time to time of up to $75 million to FGEN LNG. First Gen, as a guarantor, agrees to be jointly and severally liable with FGEN LNG to pay ING all sums of money which are or at any time during the term of the guarantee be owing to ING by FGEN LNG pursuant to the ING Accession Agreement.

  On June 11, 2025, the Guarantee Agreement was amended to reflect the updated terms and conditions of the Guarantee. Pursuant to the November 17, 2025 sale transaction relating to the Gas Business, a counter-indemnity agreement was signed between First Gen and Prime Infra under which Prime Infra shall indemnify First Gen for its proportionate share of any claims made against First Gen.

d. On June 2, 2021, FGEN LNG executed a 10-year Tugs Time Charter Party (Tugs TCP) with Svitzer Bahrain W.L.L (Svitzer), a wholly owned subsidiary of the A.P. Moller-Maersk Group, for the charter of four tugs for the provision of towage and other vessel support services to FGEN LNG's terminal. On July 13, 2022, Svitzer novated all its rights and obligations under the Tugs TCP to BBTI, a Philippine-registered company. An Amended and Restated Tugs TCP was also signed on July 13, 2022 between FGEN LNG and BBTI. After the completion of the acceptance tests, the Service Commencement date of July 7, 2023 was agreed by the parties.

   BBTI is 30%-owned by Therma One Transport Corp. (Therma One). Therma One is a wholly-owned subsidiary of FPH through First Balfour.

   Under the Tugs TCP, FGEN LNG shall pay BBTI the cost of the daily hire, from the Service Commencement date until the end of term, as well as other reimbursable costs. Total hire payments amounted to ₱348 million for the period January 1 to November 16, 2025 and ₱359 million for the year ended December 31, 2024, and were considered as reduction of the "Lease liabilities" account in the consolidated statements of financial position (see Notes 15 and 19).

e. In 2025 and 2024, Rockwell Land agreed to purchase a property of ABS-CBN subject to certain payment terms and conditions.

	Relationship	Terms	Conditions	Volume of Transactions		Outstanding Receivable (Payable)	
				2025	2024	**2025**	2024
				(In Millions)			
Due from:							
Advances to (from) (Note 7)	Officers and employees	Noninterest-bearing; settled through salary deduction and liquidation	Unsecured, no impairment	**₱141**	(₱61)	**₱274**	₱133
Due to related party FGP Corp.	Under common control	Payable in tranches based on the agreement; noninterest-bearing	Unsecured, no impairment	**₱**3,783	**₱–**	**(₱3,783)**	(₱8)
Trade payable ABS-CBN Corp.	Under common control	Payable in tranches based on the agreement; noninterest-bearing	Unsecured, no impairment	**₱–**	₱611	**(₱–)**	(₱8)

Outstanding balances of the intercompany receivables at year-end are unsecured, interest-free and settlement occurs in cash. There have been no guarantees received for any related party receivables. There is no impairment on receivables relating to amounts owed by related parties for both years.

Compensation of key management personnel are as follows:

	2025	2024
	(In Millions)	
Short-term employee benefits	**₱2,484**	₱2,271
Retirement and other long-term employee benefits	**287**	320
	₱2,771	₱2,591

28. Registrations with the BOI and Philippine Economic Zone Authority (PEZA)

The following are the BOI Registrations of the Group:

Entity	Project Name	Grant Date	ITH Period	Remarks
EDC	4.16 MW Burgos Solar Power Plant - Phase 1	June 16, 2015	Seven years beginning in June 2015	On March 4, 2022, the ITH entitlement for the entire project expired.
	2.66 MW Burgos Solar Power Plant - Phase 2	December 3, 2015	Seven years beginning January 2016	On January 18, 2023, the ITH entitlement for the entire project expired.
	EDC Siklab	February 8, 2019	Seven years beginning March 2017. On March 25, 2024, the ITH entitlement for the entire project expired.	The ITH incentive shall be limited only to the revenues generated from the 1.03 MW Gaisano La Paz Solar Rooftop Project in Iloilo.
	29 MW Palayan Binary Power Plant (PBPP) - Phase 1 and the 20 MW Tanawon Geothermal Power Plant (Tanawon Power Plant) - Phase 2 projects	May 6, 2021		On May 6, 2021, BGI was registered with BOI covering the 29 MW PBPP - Phase 1 and the 20 MW Tanawon Power Plant - Phase 2 projects. In February 2024, PBPP had already started its commissioning and testing and generated its first kilowatt-hour of electricity. As at December 31, 2025, PBPP and Tanawon Power Plant had received their Provisional Authorities to Operate (PAO) from the ERC. The PAO for PBPP is valid from March 11, 2025 to March 10, 2026, while the PAO for Tanawon Power Plant is valid from August 18, 2025 to August 17, 2026. As at December 31, 2025, Tanawon Power Plant has started its commercial operations.
	10 MW Battery Energy Storage System (BESS) in Kananga, Leyte (Tongonan ESS)	August 1, 2024		On August 1, 2024, EDC was registered as an Operator of 10 MW Tongonan ESS. On December 15, 2025, Tongonan ESS was granted a PAO by the ERC, effective December 9, 2025 to December 8, 2026.
	10 MW Southern Negros Energy Storage System in Valencia, Negros Oriental (Southern Negros ESS)	December 27, 2024		On December 27, 2024, EDC was registered as an Operator of 10 MW Southern Negros ESS. On November 25, 2025, Southern Negros ESS was granted a PAO by the ERC, effective November 13, 2025 to November 12, 2026.

Entity	Project Name	Grant Date	ITH Period	Remarks
	20 MW Bac-Man Energy Storage System in Manito, Albay (Bac-Man ESS)	December 27, 2024		On December 27, 2024, EDC was registered as an Operator of 20 MW Bac-Man ESS. On September 12, 2025, Bac-Man ESS was granted a PAO by the ERC, effective September 12, 2025 to September 11, 2026.
	3.6 MW Mindanao 3 (M3 Binary) Geothermal Project	June 24, 2021	Seven years beginning March 2022 until March 2029	On June 24, 2021, EDC was granted an ITH incentive by the BOI covering its M3 Binary Geothermal Project in North Cotabato, effective for a 7-year period beginning in March 2022 until March 2029.
GCGI	112.5 MW Tongonan Geothermal Power Plant	November 13, 2015	Seven years beginning in April 2015	Only revenues derived from power generated (i.e., 36.79 MW or the capacity in excess of the 75.71 MW, whichever is lower) and sold to the grid, other entities and/or communities shall be entitled to ITH. On April 9, 2022, the ITH entitlement for the original 112.5 MW approved operating capacity expired. The remaining ITH entitlement, which will expire in May 2027, shall only apply to revenues derived from power generated in between 112.5 MW and 123 MW operating capacity and sold to the grid, other entities and/or communities.
FGEN LNG	Batangas LNG Terminal Project	October 31, 2018	Six years from January 2025 or actual start of commercial operations, whichever is earlier but availment shall in no case be earlier than the date of registration.	Received its Certificate of Registration with the BOI under the Omnibus Investments Code of 1987 as the new operator of FGEN Batangas LNG Terminal Project on a Pioneer Status pursuant to Article 17 of Executive Order No. 226 effective January 1, 2025 until December 31, 2029.
FG Hydro	120-MW Aya Pumped-Storage Hydroelectric Power Project.	January 12, 2021	ITH for seven years from the date of actual commercial operation.	FG Hydro received its Certificate of Registration with the BOI under the Omnibus Investments Code of 1987 as the RE Developer of hydropower resources for the 120-MW Aya Pumped-Storage Hydroelectric Power Project. Subject to certain conditions, FG Hydro is entitled to certain tax and non-tax incentives, which include, among others, ITH.
FRLC	165-MW Casecnan Hydroelectric Power Plant	September 27, 2024		FRLC began applying the 10% special income tax rate, as provided under the Renewable Energy (RE) Act of 2008 (RE Law) starting from September 27, 2024 following its registration with the BOI. This was subsequent to FRLC's registration with the DOE as a Renewable Energy (RE) Developer on April 8, 2024, under a Hydro Operating Contract.

Entity	Project Name	Grant Date	ITH Period	Remarks
FP Island Energy Corporation	Qualified Third Party Project	March 8, 2019	ITH for seven years from the date of actual commercial reckoned from the date of testing or commissioning of the RE plant or two months from such date of testing or commissioning, whichever is earlier, but not earlier than the date of BOI registration.	Received its Certificate of Registration with the BOI as the Renewable Energy Developer of Solar Energy Resource [RE Components (i.e., 750 kWh Solar PV Plants + 630 kWh Energy Storage)] of the Qualified Third Party Project for the Islands of Lahuy, Haponan in Caramoan and Quinalasag, Garchitorena, Camarines Sur pursuant to the Renewable Energy Act 2008 (R.A. 9513). Received its Certificate of Registration with the BOI as the New Operator of 1MW Diesel-Fired Power Plants [Non-RE Component of the Qualified Third Party Project for the Islands of Lahuy, Haponan in Caramoan and Quinalasag, Garchitorena, Camarines Sur as a Non-Pioneer Status but with Pioneer Incentives, without prejudice to upgrading to Pioneer Status once established that the Project is compliant with Article 17 of E.O. 226.
	1MW Diesel-Fired Power Plants	March 8, 2019	ITH for six years from January 2020 or actual start of commercial operations, whichever is earlier, but in no case earlier that the date of registration.	

The following companies are registered with PEZA pursuant to R.A. No. 7916, the Philippine Special Economic Zone Act of 1995:

- As an Ecozone Utilities Enterprise - FGES, FUI, FITUI and FITWI
- As an Ecozone Developer/Operator - FPIP and FITI
- As an Ecozone Facilities Enterprise - FPDMC, FSRI, FPDC and FPI
- As an Ecozone Export Enterprise - FPPSI

As registered enterprises, these subsidiaries are entitled to certain tax and nontax incentives. The companies are entitled to certain incentives which include, among others, ITH or a special tax rate of 5% on gross income (less allowable deductions and additional deduction for training expenses) in lieu of all national and local taxes. The 5% tax on gross income shall be paid and remitted as follows:

- Three percent (3%) to the National Government; and
- Two percent (2%) to the treasurer's office of the municipality or city where the enterprise is located.

Income from non-PEZA registered activities is subject to 25% regular corporate income tax or 2% MCIT, whichever is higher. Applicable MCIT rates are 2% in 2025 and 2024, and 1.5% in 2023.

Pursuant to the CREATE Act, Registered Business Enterprises (RBEs) whose projects or activities were granted only an ITH can continue with the availment of the ITH for the remaining period of the ITH while RBEs that were granted an ITH followed by 5% Gross Income Tax (GIT) or are currently enjoying 5% GIT are allowed to avail the 5% GIT for 10 years starting April 2021 and then will be subjected to regular corporate income tax (see Note 25).

29. Financial Risk Management Objectives and Policies

The Group has various financial instruments such as cash and cash equivalents, short-term investments, trade and other receivables, investments in equity securities, trade payables and other current liabilities which arise directly from its operations. The Group's principal financial liabilities consist of loans payable and long-term debt. The main purpose of these financial liabilities is to raise financing for the Group's growth and operations. The Group also enters into derivative and hedging transactions, primarily interest rate swaps, cross-currency swap and foreign

currency forwards, as needed, for the sole purpose of managing the relevant financial risks that are associated with the Group's borrowing activities and as required by the lenders in certain cases.

The Group has an Enterprise-wide Risk Management Program which aims to identify risks based on the likelihood of occurrence and impact to the business, formulate risk management strategies, assess risk management capabilities and continuously monitor the risk management efforts. The main financial risks arising from the Group's financial instruments are interest rate risk, foreign currency risk, credit risk, liquidity risk, credit concentration risk, merchant risk, and equity price risk. The BOD reviews and approves policies for managing each of these risks as summarized below. The Group's accounting policies in relation to derivative financial instruments are set out in Note 2 to the consolidated financial statements.

Interest Rate Risk

Interest rate risk is the risk that the fair value or future cash flows of a financial instrument will fluctuate because of changes in market interest rates.

The Group's exposure to the risk of changes in market interest rates relates primarily to the Group's long-term debts with floating interest rates, derivative assets and derivative liabilities. The Group believes that prudent management of its interest cost will entail a balanced mix of fixed and variable rate debt. On a regular basis, the Finance team of the Group monitors the interest rate exposure and presents it to management by way of a compliance report. To manage the exposure to floating interest rates in a cost-efficient manner, the Group may consider prepayment, refinancing, or entering into derivative instruments as deemed necessary and feasible.

As at December 31, 2025 and 2024, approximately 60% and 54% of the Group's borrowings are subject to fixed interest rate, respectively.

Interest Rate Risk Table. The following table set out the carrying amounts, by maturity, of the Group's financial instruments that are subject to interest rate risk as at December 31, 2025 and 2024:

		2025				
	Interest Rates	Within 1 Year	More than 1 Year up to 3 Years	More than 3 Years up to 5 Years	More than 5 Years	Total
				(In Millions)		
Floating Rate						
Parent Company						
₱312.5 million Corporate Notes	**5.86% to 6.33% floating**	**₱**	**₱**	**₱39**	**₱273**	**₱312**
₱1.7 billion Corporate Notes	**5.86% - 6.36% floating**	**–**	**–**	**217**	**1,519**	**1,736**
₱944.5 million Corporate Notes	**5.86% - 6.34% floating**	**–**	**–**	**118**	**826**	**944**
₱312.5 million Corporate Notes	**5.86% - 6.28% floating**	**–**	**–**	**39**	**273**	**312**
₱312.5 million Corporate Notes	**5.87% floating**	**–**	**–**	**39**	**273**	**312**
₱55.5 million Corporate Notes	**5.75% - 5.75% floating**	**–**	**–**	**39**	**16**	**55**
₱312.5 million Corporate Notes	**5.87% - 5.68% floating**	**–**	**–**	**39**	**273**	**312**
Power Generation						
EBWPC Loans						
₱2.7 million Term Loan	**5.53%**	**270**	**540**	**594**	**1,296**	**2,700**
Mizuho $80.0 million Term Loan	**4.64%**	**282**	**753**	**3,386**	**–**	**4,421**
ANZ ₱2.15 Billion Term Loan	**5.42%**	**129**	**323**	**1,613**	**–**	**2,065**
ING US$50 Million Term Loan	**5.28%**	**176**	**441**	**2,263**	**–**	**2,880**
EDC Loans						
Mizuho $50.0 million Term Loan	**4.83%**	**–**	**1,470**	**–**	**–**	**1,470**
BPI ₱7.0 billion Term Loan	**5.49% - 5.84%**	**700**	**1,520**	**1,560**	**1,470**	**5,250**
BDO ₱5.0 billion Term Loan	**5.21%**	**500**	**1,000**	**1,000**	**1,000**	**3,500**
CBC ₱4.0 billion Term Loan	**6.16%**	**400**	**800**	**800**	**800**	**2,800**
BDO ₱5.0 billion Term Loan	**5.22%**	**500**	**1,000**	**1,000**	**1,650**	**4,150**
BPI ₱5.0 billion Term Loan	**5.26%**	**500**	**1,000**	**1,100**	**2,400**	**5,000**
BDO ₱10.0 billion Term Loan	**5.65%**	**1,000**	**2,000**	**2,000**	**4,000**	**9,000**
CTBC $50.0 million Term Loan	**4.83%**	**588**	**1,176**	**588**	**–**	**2,352**
CBC ₱3.0 billion Term Loan	**5.55%**	**1,000**	**2,000**	**2,000**	**4,150**	**9,150**
Mizuho $50.0 million Term Loan	**4.58%**	**588**	**1,176**	**588**	**–**	**2,352**
BPI ₱2.0 Billion Term Loan	**5.65%**	**–**	**400**	**400**	**1,200**	**2,000**
GCGI						
BPI ₱5.0 billion Term Loan	**5.44%**	**50**	**400**	**1,300**	**3,250**	**5,000**

		2025				
	Interest Rates	**Within 1 Year**	**More than 1 Year up to 3 Years**	**More than 3 Years up to 5 Years**	**More than 5 Years**	**Total**
				(In Millions)		
Real Estate						
FPIP Term Loan Facility						
BPI ₱1.2 billion	**6.31% 6M BVAL + 1.10% spread**	**133**	**266**	**266**	**202**	**867**
BPI ₱250 million Corporate Notes	**5.90%**	25	**50**	**50**	**125**	**250**
BPI ₱400 million Corporate Notes	**6.08% 6M BVAL + 1.10% spread**	44	**88**	**88**	**91**	**311**
BPI ₱150 million Corporate Notes	**6.00%**	15	**30**	**30**	**75**	**150**
BPI ₱350 million Corporate Notes	**6.00%**	35	**70**	**70**	**175**	**350**
BPI ₱250 million Corporate Notes	**5.90%**	25	**50**	**50**	**125**	**250**
SBC ₱400 million Corporate Notes	**6.4833% 6M BVAL + 1.0% spread**	–	**–**	**–**	**400**	**400**

		2024				
	Interest Rates	Within 1 Year	More than 1 Year up to 3 Years	More than 3 Years up to 5 Years	More than 5 Years	Total
				(In Millions)		
Floating Rate						
Parent Company						
₱1.0 billion Corporate Notes	6.69%	₱110	₱220	₱220	₱333	₱883
₱1.0 billion Corporate Notes	6.60%	–	200	200	593	993
₱312.5 million	6.60%	–	70	70	170	310
₱312.5 million	6.78%	–	70	70	170	310
₱111 million	6.63%	–	24	24	62	110
Power Generation						
FGEN Term Loan Facility:						
BDO Term Loan facility	6.81%	–	400	1,800	7,800	10,000
BPI Term Loan facility	6.81%	–	400	1,800	7,800	10,000
FGP Term Loan Facility:						
BDO Term Loan facility	6.92%	684	1,118	–	–	1,802
BPI Term Loan facility	6.92%	1,446	2,362	–	–	3,808
PNB Term Loan facility	6.92%	440	718	–	–	1,158
SMBC Term Loan facility	6.92%	178	266	–	–	444
EBWPC Loans						
₱2.7 million Term Loan	6.59%	–	540	540	1,620	2,700
Mizuho $80.0 million Term Loan	5.30%	278	648	3,702	–	4,628
EDC Loans						
Mizuho $50.0 million Term Loan	5.45%	1,446	1,446	–	–	2,892
BPI ₱7.0 billion Term Loan	6.6038% - 7.75%	700	1,440	1,560	2,250	5,950
BDO ₱5.0 billion Term Loan	6.70%	500	1,000	1,000	1,500	4,000
CBC ₱4.0 billion Term Loan	6.16%	400	800	800	1,200	3,200
BDO ₱5.0 billion Term Loan	6.68%	500	1,000	1,000	2,150	4,650
BPI ₱3.0 billion Term Loan	6.64%	-	600	600	1,800	3,000
BDO ₱3.0 billion Term Loan	6.32%	300	600	600	1,500	3,000
CTBC $50.0 million Term Loan	5.44%	578	1,157	1,157	–	2,892
CBC ₱3.0 billion Term Loan	6.53%	300	600	600	1,500	3,000
Mizuho $50.0 million Term Loan	5.19%	578	1,157	1,157	–	2,892
Real Estate						
FPIP Term Loan Facility						
BPI ₱1,200M Term Loan	3.75%	133	266	266	331	996
BPI ₱400M Term Loan	7.32%	–	33	22	298	353

Floating interest rates on financial instruments are repriced semi-annually on each interest payment date. Interest on financial instruments classified as fixed rate is fixed until the maturity of the instrument. The other financial instruments of the Group that are not included in the foregoing table are noninterest-bearing and are therefore not subject to cash flow interest rate risk.

The following table demonstrates the sensitivity to a reasonably possible change in interest rates in 2025 and 2024, with all other variables held constant, of the Group's income before income tax and equity (through the impact of floating rate borrowings, derivative assets and liabilities):

	Increase (Decrease) in Basis Points	Effect on Income Before Income Tax	Effect on Equity
		(In Millions)	
2025			
Parent Company - floating rate borrowing			
Philippine Peso	**+100**	**(₱40)**	**₱–**
	(100)	**40**	**–**
Subsidiaries - floating rate borrowings:			
U.S. Dollar	**+100**	**(135)**	**173**
	(100)	**135**	**(173)**
Philippine Peso	**+100**	**(532)**	**–**
	(100)	**532**	**–**
2024			
Parent Company - floating rate borrowing			
Philippine Peso	+100	(₱19)	₱–
	(100)	19	–
Subsidiaries - floating rate borrowings:			
U.S. Dollar	+100	(133)	170
	(100)	133	(170)
Philippine Peso	+100	(581)	–
	(100)	581	–

The effect of changes in interest rates in equity pertains to the fair valuation of derivatives designated as cash flow hedges and is exclusive of the impact of changes affecting the Group's consolidated statements of income.

Foreign Currency Risk

Foreign currency risk is the risk that the fair value or future cash flows of a financial instrument will fluctuate because of changes in foreign exchange rates.

Foreign Currency Risk with Respect to U.S. Dollar. The Group, except First Gen group (excluding EDC and subsidiaries), FSRI, FPSC, First PV, FPNC, FGHC International, FPH Fund, FPH Ventures, and Pi Ventures Inc. is exposed to foreign currency risk through cash and cash equivalents and short-term investments denominated in U.S. dollar. Any depreciation of the Philippine peso against the U.S. dollar posts foreign exchange gains relating to cash and cash equivalents and short-term investments.

To better manage the foreign exchange risk, stabilize cash flows, and further improve the investment and cash flow planning, the Group may consider derivative contracts and other hedging products as necessary. The U.S. dollar-denominated monetary assets are translated to Philippine peso using the exchange rate of ₱58.790 to US$1 and ₱57.845 to US$1 as at December 31, 2025 and 2024, respectively.

The table below summarizes the Group's exposure to foreign exchange risk with respect to U.S. dollar as at December 31:

	2025		2024	
	U.S. Dollar-denominated Balances	**Philippine Peso Equivalent**	U.S. Dollar-denominated Balances	Philippine Peso Equivalent
		(In Millions)		
Financial assets at amortized cost:				
Cash and cash equivalents	**$6**	**₱353**	$98	₱5,669
Short-term investments	**80**	**4,703**	49	2,834
Foreign-currency-denominated assets	**$86**	**₱5,056**	$147	₱8,503

The following table sets out the impact of the range of reasonably possible movement in the U.S. dollar exchange rates with all other variables held constant on the Group's income before income tax and equity in 2025 and 2024.

	Change in Exchange Rate in U.S. dollar against Philippine peso	Effect on Income Before Income Tax
		(In Millions)
2025	**+ 10%**	**₱506**
	- 10%	**(506)**
2024	+ 10%	₱850
	- 10%	(850)

Foreign Currency Risk with Respect to Euro and Other Foreign Currencies. Certain financial assets and liabilities as well as some costs and expenses are denominated in European Union Euro and other foreign currencies. To manage the foreign currency risk, the Group may consider entering into derivative transactions, as necessary.

For EDC, its exposure to foreign currency risk is mitigated to some degree by some provisions of its GRESCs, SSAs and PPAs and Renewable Energy Payment Agreement (REPA). The service contracts allow full cost recovery while its sales contracts include billing adjustments covering the movements in Philippine peso and the U.S. dollar rates, U.S. Price and Consumer Indices, and other inflation factors. To further mitigate the effects of foreign currency risk, EDC will prepay, refinance, enter into derivative contracts, or hedge its foreign-currency-denominated loans whenever deemed feasible or enter into derivative contracts. In translating these foreign-currency-denominated monetary assets and liabilities into Philippine peso, the exchange rates used were ₱58.790 and ₱57.845 to US$1.00 which is the Philippine peso-U.S. dollar closing exchange rates as at December 31, 2025 and 2024, respectively.

The following table sets out the foreign-currency-denominated monetary assets and liabilities (translated into Philippine peso) as at December 31, 2025 and 2024 that may affect the consolidated financial statements of the Group:

	2025		2024	
	U.S. Dollar-denominated Balances	**Equivalent Philippine Peso Balances**	U.S. Dollar-denominated Balances	Equivalent Philippine Peso Balances
		(In Millions)		
Financial Assets				
Assets at amortized cost:				
Cash and cash equivalents	**$3**	**₱176**	$96	₱5,553
Short-term investments	**37**	**2,175**	–	–
Receivables	–	–	364	21,056
Financial assets at FVPL	**121**	**7,119**	–	–
	161	**9,470**	460	26,609
Financial Liabilities				
Liabilities at amortized cost:				
Long-term debts	**280**	**16,461**	455	26,319
Trade payables and other current liabilities	–	–	346	20,014
	280	**16,461**	801	46,333
Net financial liabilities	**$119**	**₱6,991**	$341	₱19,724

The Group's exposure to foreign currency changes for all other currencies is not material.

The following table sets out, in 2025 and 2024, the sensitivity to a reasonably possible movement in the foreign currency exchange rates applicable to the Group, with all other variables held constant, to the Group's income before income tax and equity (due to changes in revaluation of monetary assets and liabilities):

	Foreign Currency Appreciates (Depreciates) By	Increase (Decrease) on Income Before Income Tax	Increase (Decrease) on Equity
		(In Millions)	
2025	**10%**	**(₱699)**	**₱2.6**
	(10%)	**699**	**(2.6)**
2024	10%	(₱1,972)	₱0.10
	(10%)	1,972	(0.10)

The effect of changes in foreign currency rates in equity pertains to the fair valuation of the derivatives designated as cash flow hedges and is exclusive of the impact of changes affecting the Group's consolidated statements of income.

Credit Risk

Credit risk is the risk that a counterparty will not meet its obligations under a financial instrument or customer contract, leading to a financial loss. The Group is exposed to credit risk from its operating activities (primarily trade receivables) and from its financing activities, including deposits with banks and financial institutions, foreign exchange transactions, and other financial instruments.

As a policy, the Group trades only with recognized, creditworthy third parties and/or transacts only with institutions and/or banks which have demonstrated financial soundness. It is the Group's policy that all customers who wish to trade on credit terms are subject to credit verification procedures. In addition, receivable balances are monitored on an ongoing basis and the level of the allowance account is reviewed on an ongoing basis to ensure that the Group's exposure to credit risk is not significant. With respect to credit risk arising from the other financial assets of the Group, which comprise mostly of cash and cash equivalents, short-term investments and trade and other receivables, the Group's exposure to credit risk arises from default of the counterparty, with a maximum exposure equal to the carrying amount of these instruments.

Credit Risk Exposure. Default or delinquency on the part of buyers of condominium units are being monitored on an ongoing basis to enable the Group to determine the appropriate action, usually cancelling the sale and holding the units open for sale. Lease receivables are closely monitored based on aging of the accounts. Accounts determined to be uncollectible are recommended for write off. With regard to the other financial assets of the Group, these are also monitored regularly with the result that the Group's exposure to bad debts is not significant.

Trade receivables from sale of condominium units are secured with pre-completed condominium units. The legal title and ownership of these units will only be transferred to the customers upon full payment of the contract price. For other receivables, since the Group trades only with recognized third parties, there is no requirement for collateral.

Maximum exposure to credit risk. The table below shows the maximum exposure to credit risk for the Group's financial assets and contract assets, without taking into account any collateral and other credit enhancements:

	2025	2024
		(In Millions)
Financial Assets at Amortized Cost		
Cash and cash equivalents*	**₱73,116**	₱52,716
Short-term investments	**2,884**	200
Trade and other receivables:		
Trade	**14,675**	35,125
Others	**500**	1,419
Contract assets	**20,048**	16,481
Long-term receivables	**2,165**	1,836
Special deposits and funds	**345**	43

(Forward)

	2025	2024
		(In Millions)
Refundable deposits	**218**	187
Restricted cash	**1,170**	52
Financial Assets at FVOCI		
Quoted equity securities	**28,185**	23,759
Unquoted equity securities	**657**	647
Proprietary membership	**324**	326
Quoted government debt securities	**189**	187
Financial Assets at FVPL		
Designated as at FVPL	**14,756**	68
Financial Assets Accounted for as Cash Flow Hedge		
Derivative assets	**36**	14
Total credit risk exposure	**₱159,268**	₱133,060

** Excluding the Group's cash on hand amounting to ₱19 million in 2025 and ₱12 million in 2024. The Group's deposit accounts in certain banks are covered by the Philippine Deposit Insurance Corporation (PDIC) insurance coverage.*

Except for the trade receivables from sale of condominium units, the Group holds no other significant collateral as security and there are no significant credit enhancements in respect of the above assets.

Aging analysis. The aging analysis of financial assets follows:

	2025						
	Current	**1–30 Days**	**31–60 Days**	**61–90 Days**	**More than 90 Days**	**ECL**	**Total**
Financial Assets at Amortized Cost							
Cash and cash equivalents*	**₱73,116**	**₱–**	**₱–**	**₱–**	**₱–**	**₱–**	**₱73,116**
Short-term investments	**2,884**	**–**	**–**	**–**	**–**	**–**	**2,884**
Trade and other receivables	**13,009**	**1,246**	**461**	**93**	**366**	**2,107**	**17,282**
Contract assets	**–**	**24**	**15**	**6**	**20,003**	**–**	**20,048**
Restricted cash	**1,170**	**–**	**–**	**–**	**–**	**–**	**1,170**
Special deposits and funds	**345**	**–**	**–**	**–**	**–**	**–**	**345**
Refundable deposits	**218**	**–**	**–**	**–**	**–**	**–**	**218**
Long-term receivables	**–**	**–**	**–**	**–**	**2,165**	**–**	**2,165**
Financial Assets at FVOCI							
Quoted equity securities	**28,185**	**–**	**–**	**–**	**–**	**–**	**28,185**
Unquoted equity securities	**657**	**–**	**–**	**–**	**–**	**–**	**657**
Quoted government debt securities	**189**	**–**	**–**	**–**	**–**	**–**	**189**
Proprietary membership	**324**	**–**	**–**	**–**	**–**	**–**	**324**
Financial Assets at FVPL							
FVPL investments	**14,756**	**–**	**–**	**–**	**–**	**–**	**14,756**
Financial Assets Accounted for as Cash Flow Hedge							
Derivative assets	**9**	**–**	**–**	**–**	**27**	**–**	**36**
	₱134,862	**₱1,270**	**₱476**	**₱99**	**₱22,561**	**₱2,107**	**₱161,375**

** Excluding the Group's cash on hand amounting to ₱19 million in 2025. The Group's deposit accounts in certain banks are covered by PDIC's insurance coverage.*

	2024						
	Current	1–30 Days	31–60 Days	61–90 Days	More than 90 Days	ECL	Total
Financial Assets at Amortized Cost							
Cash and cash equivalents*	₱52,716	₱–	₱–	₱–	₱–	₱–	₱52,716
Short-term investments	200	–	–	–	–	–	200
Trade and other receivables	29,338	1,651	4,608	291	656	1,887	38,431
Contract assets	–	3	2	–	16,476	–	16,481
Restricted cash	52	–	–	–	–	–	52
Special deposits and funds	43	–	–	–	–	–	43
Refundable deposits	187	–	–	–	–	–	187
Long-term receivables	1,836	–	–	–	–	–	1,836
Financial Assets at FVOCI							
Quoted equity securities	23,759	–	–	–	–	–	23,759
Unquoted equity securities	647	–	–	–	–	–	647
Quoted government debt securities	187	–	–	–	–	–	187
Proprietary membership	326	–	–	–	–	–	326
Financial Assets at FVPL							
FVPL investments	68	–	–	–	–	–	68
Financial Assets Accounted for as Cash Flow Hedge							
Derivative assets	13	–	–	–	1	–	14
	₱109,372	₱1,654	₱4,610	₱291	₱17,133	₱1,887	₱134,947

** Excluding the Group's cash on hand amounting to ₱12 million in 2024. The Group's deposit accounts in certain banks are covered by PDIC's insurance coverage.*

Credit risk under general and simplified approach

	2025				
	General Approach			Simplified	
	Stage 1	**Stage 2**	**Stage 3**	**Approach**	**Total**
			(In Millions)		
Cash and cash equivalents*	**₱73,116**	**₱–**	**₱–**	**₱–**	**₱73,116**
Short-term investments	**2,884**	**–**	**–**	**–**	**2,884**
Trade and other receivables	**–**	**–**	**–**	**14,675**	**14,675**
Contract assets	**–**	**–**	**–**	**20,048**	**20,048**
Restricted cash	**1,170**	**–**	**–**	**–**	**1,170**
Special deposits and funds	**345**	**–**	**–**	**–**	**345**
Refundable deposits	**218**	**–**	**–**	**–**	**218**
Long-term receivables	**2,165**	**–**	**–**	**–**	**2,165**
Quoted equity securities	**28,185**	**–**	**–**	**–**	**28,185**
Unquoted equity securities	**657**	**–**	**–**	**–**	**657**
Quoted government debt securities	**189**	**–**	**–**	**–**	**189**
Proprietary membership	**324**	**–**	**–**	**–**	**324**
FVPL investments	**14,756**	**–**	**–**	**–**	**14,756**
Derivative assets	**36**	**–**	**–**	**–**	**36**
	₱124,045	**₱–**	**₱–**	**₱34,723**	**₱158,768**

** Excluding cash on hand amounting to ₱19 million*

	2024				
	General Approach			Simplified	
	Stage 1	Stage 2	Stage 3	Approach	Total
			(In Millions)		
Cash and cash equivalents*	₱52,716	₱–	₱–	₱–	₱52,716
Short-term investments	200	–	–	–	200
Trade and other receivables	–	–	–	35,125	35,125
Contract assets	–	–	–	16,481	16,481
Restricted cash	52	–	–	–	52
Special deposits and funds	43	–	–	–	43
Refundable deposits	187	–	–	–	187
Long-term receivables	1,836	–	–	–	1,836
Quoted equity securities	23,759	–	–	–	23,759
Unquoted equity securities	647	–	–	–	647
Quoted government debt securities	187	–	–	–	187
Proprietary membership	326	–	–	–	326
FVPL investments	68	–	–	–	68
Derivative assets	14	–	–	–	14
	₱80,035	₱–	₱–	₱51,606	₱131,641

** Excluding cash on hand amounting to ₱12 million*

Simplified Approach. Set out below is the information about the credit risk exposure on the Group's trade receivables using simplified approach (provision matrix):

	2025							
		Trade receivables						
	Contract assets	**Current**	**<30 days**	**30-60 days**	**61-90 days**	**>91days**	**Credit impaired**	**Total**
Expected credit loss rate	**0.00%**	**0.00%**	**0.00%**	**0.00%**	**0.00%**	**0.00%**	**100%**	**5.72%**
Estimated total gross carrying amount at default	**₱20,048**	**₱12,572**	**₱1,210**	**₱448**	**₱90**	**₱355**	**₱2,107**	**₱36,830**
Expected credit loss	**₱–**	**₱–**	**₱–**	**₱–**	**₱–**	**₱–**	**₱2,107**	**₱2,107**

	2024							
		Trade receivables						
	Contact assets	Current	<30 days	30-60 days	61-90 days	>91days	Credit impaired	Total
Expected credit loss rate	0.0%	0.0%	0.0%	0.0%	0.0%	0.0%	100%	3.53%
Estimated total gross carrying amount at default	₱16,481	₱28,185	₱1,590	₱4,438	₱280	₱632	₱1,887	₱53,493
Expected credit loss	₱–	₱–	₱–	₱–	₱–	₱–	₱1,887	₱1,887

Past due accounts which pertain to trade receivables from sale of condominium units are recoverable since the legal title and ownership of the condominium units will only be transferred to the customers upon full payment of the contract price. In case of cancellation, the condominium units become available for sale. The fair value of the condominium units amounted to ₱64 billion and ₱54 billion as at December 31, 2025 and 2024, respectively.

Past due accounts pertaining to lease are recoverable because security deposits and advance rent paid by the tenants are sufficient to cover the balance in case of default or delinquency of tenants.

The changes in the gross carrying amount of receivables and unbilled revenue from sale of real estate did not materially affect the allowance for ECLs.

Concentration of Credit Risk

EDC's trade receivables is mainly from TransCo. Any failure on the part of TransCo to pay its obligations to EDC would affect EDC's business operations.

In 2024, the Group, through First Gen's then operating subsidiaries namely, FGP and FGPC, earns substantially all of its revenue from Meralco. Meralco is committed to pay for the capacity and energy generated by the natural gas power plants under the existing long-term PPAs. While the PPAs provide for the mechanisms by which certain costs and obligations including fuel costs, among others, are passed-through to Meralco or are otherwise recoverable from Meralco, it is the intention of First Gen, FGP and FGPC to ensure that the pass-through mechanisms, as provided for in their respective PPAs, are followed.

The Group's exposure to credit risk arises from default of the counterparties, with a maximum exposure equal to the carrying amounts of the receivables from Meralco, in the case of FPI, FGP and FGPC, and EDC's receivables from TransCo.

The table below shows the risk exposure in respect to credit concentration of the Group as at December 31, 2025 and 2024:

	2025	2024
	(In Millions)	
Trade receivables from TransCo	**₱2,677**	₱2,518
Trade receivables from Meralco	**385**	19,474
Total credit concentration risk	**3,062**	21,992
Total trade and other receivables	**15,175**	36,544
Credit concentration percentage	**20.18%**	60.18%

Liquidity Risk

The Group's exposure to liquidity risk refers to lack of funding needed to finance its growth and capital expenditures, service its maturing loan obligations in a timely fashion, and meet its working capital requirements. To manage this exposure, the Group maintains internally generated funds and prudently manages the proceeds obtained from fundraising in the debt and equity markets. On a regular basis, the Group's Treasury Department monitors the available cash balances. The Group maintains a level of cash and cash equivalents deemed sufficient to finance the operations. In addition, the Group has short-term investments and has available credit lines with certain banking institutions.

As part of its liquidity risk management, the Group regularly evaluates its projected and actual cash flows. It also continuously assesses the financial market conditions for opportunities to pursue fund raising activities.

As at December 31, 2025 and 2024, 15% and 17% of the Group's debts, respectively, will mature in less than one year, based on the carrying value of borrowings reflected in the consolidated financial statements.

The tables below summarize the maturity profile of the Group's financial assets used for liquidity management and liabilities as at December 31, 2025 and 2024 based on contractual undiscounted receipts and payments.

	2025					
	On Demand	**Less than 3 Months**	**3 to 12 Months**	**> 1 to 5 Years**	**More than 5 Years**	**Total**
			(In Millions)			
Financial Assets at Amortized Cost						
Cash and cash equivalents	**₱73,135**	**₱–**	**₱–**	**₱–**	**₱–**	**₱73,135**
Short-term investments	**–**	**–**	**2,884**	**–**	**–**	**2,884**
Trade receivables	**–**	**14,568**	**607**	**–**	**–**	**15,175**
Other current financial assets	**1,388**	**–**	**–**	**–**	**–**	**1,388**
Other noncurrent financial assets	**–**	**–**	**–**	**2,537**	**–**	**2,537**
	74,523	**14,568**	**3,491**	**2,537**	**–**	**95,119**
Financial Assets at FVOCI						
Quoted equity securities	**–**	**–**	**–**	**28,185**	**–**	**28,185**
Unquoted equity securities	**–**	**–**	**–**	**657**	**–**	**657**
Proprietary membership	**–**	**–**	**–**	**324**	**–**	**324**
Quoted government debt securities	**–**	**–**	**–**	**189**	**–**	**189**
	–	**–**	**–**	**29,355**	**–**	**29,355**
Financial Assets at FVPL						
FVPL investments	**14,756**	**–**	**–**	**–**	**–**	**14,756**
Derivative asset	**36**	**–**	**–**	**–**	**–**	**36**
	14,792	**–**	**–**	**–**	**–**	**14,792**
	₱89,315	**₱14,568**	**₱3,491**	**₱31,892**	**₱–**	**₱139,266**
Financial Liabilities Carried at Amortized Cost						
Loans payable	**₱–**	**₱–**	**₱1,250**	**₱–**	**₱–**	**₱1,250**
Trade payables and other current liabilities*	**10,082**	**38,721**	**–**	**–**	**–**	**48,803**
Lease liabilities	**–**	**144**	**334**	**2,093**	**1,484**	**4,055**
Retention payable	**–**	**–**	**1,668**	**431**	**–**	**2,099**
Derivative liabilities	**–**	**–**	**20**	**–**	**48**	**68**
Long-term debts	**–**	**4,814**	**20,380**	**86,865**	**63,279**	**175,338**
	₱10,082	**₱43,679**	**₱23,652**	**₱89,389**	**₱64,811**	**₱231,613**

**Excluding statutory liabilities*

	2024					
	On Demand	Less than 3 Months	3 to 12 Months	> 1 to 5 Years	More than 5 Years	Total
			(In Millions)			
Financial Assets at Amortized Cost						
Cash and cash equivalents	₱52,728	**₱–**	**₱–**	**₱–**	**₱–**	₱52,728
Short-term investments	–	–	200	–	–	200
Trade receivables	–	30,332	6,212	–	–	36,544
Other current financial assets	252	–	–	–	–	252
Other noncurrent financial assets	–	–	–	1,880	–	1,880
	52,980	30,332	6,412	1,880	–	91,604
Financial Assets at FVOCI						
Quoted equity securities	23,759	–	–	–	–	23,759
Unquoted equity securities	647	–	–	–	–	647
Proprietary membership	326	–	–	–	–	326
Quoted government debt securities	187	–	–	–	–	187
	24,919	–	–	–	–	24,919
Financial Assets at FVPL						
FVPL investments	68	–	–	–	–	68
Derivative asset	14	–	–	–	–	14
	82	–	–	–	–	82
	₱77,981	₱30,332	₱6,412	₱1,880	**₱–**	₱116,605
Financial Liabilities Carried at Amortized Cost						
Loans payable	**₱–**	**₱–**	₱3,889	**₱–**	**₱–**	₱3,889
Trade payables and other current liabilities*	12,839	49,312	–	–	–	62,151
Lease liabilities	–	998	2,299	5,560	3,940	12,797
Retention payable	–	–	1,392	609	–	2,001
Long-term debts	–	8,588	14,207	37,078	97,240	157,113
	₱12,839	₱58,898	₱21,787	₱43,247	₱101,180	₱237,951

**Excluding statutory liabilities*

Changes in Liabilities Arising from Financing Activities

	January 1, 2025	**Cash Flows**	**Foreign Exchange Movement**	**Discontinued Operations**	**Others**	**December 31, 2025**
			(In Millions)			
Long-term debts*	**₱157,113**	**₱28,209**	**₱561**	**(₱9,372)**	**(₱1,173)**	**₱175,338**
Accrued interest payable	**1,834**	**(9,303)**	**–**	**(182)**	**9,384**	**1,733**
Lease liabilities	**11,812**	**(2,248)**	**–**	**(10,034)**	**3,615**	**3,145**
Loans payable*	**3,889**	**(2,227)**	**–**	**(412)**	**–**	**1,250**
Dividends payable	**446**	**(5,331)**	**–**	**–**	**5,364**	**479**
Other noncurrent liabilities	**4,665**	**–**	**–**	**(764)**	**6,507**	**10,408**
Total liabilities from financing activities	**₱179,759**	**₱9,100**	**₱561**	**(₱20,764)**	**₱23,697**	**₱192,353**

**Cash flow movement presented is net of availment and payments of long-term debts*

	January 1, 2024	Cash Flows	Foreign Exchange Movement	Others	December 31, 2024
			(In Millions)		
Long-term debts*	₱123,424	₱30,420	₱3,024	₱245	₱157,113
Accrued interest payable	1,227	(7,816)	–	8,423	1,834
Lease liabilities	13,225	(2,618)	–	1,205	11,812
Loans payable*	8,666	(4,777)	–	–	3,889
Dividends payable	418	(5,198)	–	5,226	446
Other noncurrent liabilities	5,120	(563)	–	108	4,665
Total liabilities from financing activities	₱152,080	₱9,448	₱3,024	₱15,207	₱179,759

**Cash flow movement presented is net of availment and payments of long-term debts*

"Others" include the effect of reclassification of noncurrent portion of long-term debts, accrual of dividends that were not yet paid at year-end, effect of accrued but not yet paid interest on long-term debts, and purchase of treasury shares.

Merchant Risk

Currently, a portion of the Group's portfolio, thru First Gen, is exposed to the volatility of spot prices because of supply and demand changes, which are mostly driven by factors that are outside of First Gen group's control. These factors include (but are not limited to) unexpected outages, weather conditions, transmission constraints, and changes in fuel prices. These have caused and are expected to cause instability in the Group's operating results.

The Group plans to mitigate these risks by having a balanced portfolio of contracted and spot capacities. As at December 31, 2025 and 2024, the Group is 57% and 69% contracted in terms of installed capacity, respectively.

Equity Price Risk

The Group's quoted equity securities are susceptible to market price risk arising from uncertainties about future values of the investment in equity securities. The Group manages the equity price risk through diversification and by placing limits on individual and total equity instruments. The Group's BOD reviews and approves all equity investment decisions.

The following table demonstrates the sensitivity to a reasonably possible change in share price, with all other variables held constant:

	Change in Equity Price*	Effect on Equity
		(In Millions)
Investment in equity securities		
2025	**22%**	**₱5,616**
	(22%)	**(5,616)**
2024	24%	₱5,209
	(24%)	(5,209)

**The sensitivity analysis includes the Group's quoted equity securities with amounts adjusted by the specific beta for these investments as of reporting date.*

Capital Management

The primary objective of the Group's capital management is to ensure that it maintains a strong credit rating and healthy capital ratios in order to support its business, comply with its financial loan covenants and maximize shareholder value.

The Group manages its capital structure and makes adjustments to it, in light of changes in business and economic conditions. To maintain or adjust the capital structure, the Group may adjust the dividend payment to shareholders, return capital to shareholders or issue new shares. No changes were made in the objectives, policies or processes during the years ended December 31, 2025 and 2024.

The Group monitors capital using a debt-to-equity ratio, which is total debt divided by total equity. The Group's practice is to keep the debt-to-equity ratio not more than 2.50:1.

	2025	2024
		(In Millions)
Long-term debt (current and noncurrent portions) (a)	**₱175,338**	₱157,113
Equity attributable to:		
Equity holders of the Parent	**195,347**	165,703
Non-controlling interests	**120,036**	105,269
Total equity (b)	**315,383**	270,972
Debt-to-equity ratio (a/b)	**0.56:1**	0.58:1

Certain subsidiaries are obligated to perform certain covenants with respect to maintaining specified debt-to-equity and minimum debt-service-coverage ratios, as set forth in their respective agreements with the creditors (see Note 18). As at December 31, 2025 and 2024, the Group is in compliance with those covenants.

30. Fair Value of Financial Instruments

	2025		2024	
	Carrying Value	**Fair Value**	Carrying Value	Fair Value
			(In Millions)	
Financial Assets				
Derivative assets accounted for as cash flow hedges	**₱36**	**₱36**	₱14	₱14
Designated at FVPL	**14,756**	**14,756**	68	68
	14,792	**14,792**	82	82
Financial assets at amortized cost:				
Cash and cash equivalents	**73,135**	**73,135**	52,728	52,728
Short-term investments	**2,884**	**2,884**	200	200
Trade and other receivables	**15,175**	**15,175**	36,544	36,544
Special deposits and funds	**345**	**345**	43	43
Refundable deposits	**218**	**218**	187	187
Long-term receivables	**2,165**	**1,703**	1,836	1,586
Restricted cash	**1,170**	**1,170**	52	52
	95,092	**94,630**	91,590	91,340
Financial assets at FVOCI:				
Equity securities	**28,842**	**28,842**	24,406	24,406
Proprietary membership	**324**	**324**	326	326
Debt securities	**189**	**189**	187	187
	29,355	**29,355**	24,919	24,919
Total Financial Assets	**₱139,239**	**₱138,777**	₱116,591	₱116,341

	2025		2024	
	Carrying Value	**Fair Value**	Carrying Value	Fair Value
		(In Millions)		
Financial Liabilities				
Financial liabilities at amortized cost-				
Long-term debts, including current portion	**₱175,338**	**₱201,166**	₱157,113	₱171,520
Trade payables and other current liabilities	**48,803**	**48,803**	62,151	62,151
Loans payable	**1,250**	**1,250**	3,889	3,889
Lease liabilities	**3,145**	**3,131**	11,812	11,809
Retention payable	**2,099**	**2,099**	2,001	2,001
Derivative liabilities accounted for as cash flow hedges	**68**	**68**	–	–
Total Financial Liabilities	**₱230,703**	**₱256,517**	₱236,966	₱251,370

Fair Value and Categories of Financial Instruments

The fair values of cash and cash equivalents, short-term investments, trade and other receivables, restricted cash, special deposits and funds, refundable deposits, loans payable, and trade payables and other current liabilities approximate the carrying amounts at financial reporting date due to the short-term nature of the accounts.

Long-term Receivables

The fair value of long-term receivables was computed by discounting the expected cash flows using the applicable rate of 5.54% and 5.86% in 2025 and 2024, respectively.

Financial assets at FVOCI

The fair values of quoted debt and equity securities are based on quoted market prices and other observable data as at financial reporting date.

Financial assets at FVPL

The fair values of financial instruments at FVPL are based on quotations provided by the investment managers.

Long-Term Debts

The fair values of long-term debts were computed by discounting the instruments expected future cash flows using the following prevailing rates as at December 31, 2025 and 2024:

Long term Debt	Basis	**2025**	2024
First Gen, FRLC and Prime Meridian*	Applicable rates	**5.17% to 5.93%**	6.04% to 6.24%
EDC	Applicable rates	**1.80% to 8.84%**	2.90% to 3.26%
Interest-bearing loans of Rockwell Land	BVAL interest rates	**4.69% to 6.41%**	5.71% to 6.09%
Installment payable at Rockwell Land	BVAL interest rates	**4.69% to 6.41%**	5.71% to 6.09%
FGP, FGPC*, First Gen** and FNPC	Credit adjusted U.S. dollar interest rates	**–**	4.04% to 4.30%

**FGPC and Prime Meridian's long-term debts matured on May 17, 2024 and December 14, 2024, respectively.*
***The fair value of First Gen's $200 million BDO long-term debts approximates the carrying value at financial reporting date as it matured in August 2025.*

Fair Value Hierarchy

The table below summarizes the fair value hierarchy of the Group's financial assets and liabilities:

	2025			
	Level 1	**Level 2**	**Level 3**	**Fair Value**
		(In Millions)		
Financial assets at amortized cost -				
Long-term receivables	**₱–**	**₱–**	**₱1,703**	**₱1,703**
Financial assets at FVOCI:				
Debt instruments	**189**	**–**	**–**	**189**
Equity instruments	**28,842**	**–**	**–**	**28,842**
Proprietary membership	**–**	**324**	**–**	**324**
Financial assets accounted for as cash flow hedges - Derivative assets	**–**	**36**	**–**	**36**
Financial assets designated at FVPL	**7,039**	**7,717**	**–**	**14,756**
Total Financial Assets	**₱36,070**	**₱8,077**	**₱1,703**	**₱45,850**
Long-term debts	**₱–**	**₱–**	**₱201,166**	**₱201,166**
Lease liabilities	**–**	**–**	**3,131**	**3,131**
Financial liabilities accounted for as cash flow hedges - Derivative liabilities	**–**	**68**	**–**	**68**
Total Financial Liabilities	**₱–**	**₱68**	**₱204,297**	**₱204,365**

	2024			
	Level 1	Level 2	Level 3	Fair Value
		(In Millions)		
Financial assets at amortized cost -				
Long-term receivables	₱–	₱–	₱1,586	₱1,586
Financial assets at FVOCI:				
Debt instruments	187	–	–	187
Equity instruments	24,406	–	–	24,406
Proprietary membership	–	326	–	326
Financial assets accounted for as cash flow hedges - Derivative assets	–	14	–	14
Financial assets designated at FVPL	66	2	–	68
Total Financial Assets	₱24,659	₱342	₱1,586	₱26,587
Long-term debts	₱–	₱–	₱171,520	₱171,520
Lease liabilities	–	–	11,809	11,809
Total Financial Liabilities	₱–	₱–	₱183,329	₱183,329

As at December 31, 2025 and 2024, there were no transfers between Level 1 and Level 2 fair value measurements and there were no transfers into and out of Level 3 fair value measurements.

Derivative Financial Instruments

The Group, through First Gen group, enters into derivative transactions such as interest rate swaps to hedge its interest rate risks arising from its floating rate borrowings, cross currency swap and foreign currency forwards to hedge the foreign exchange risk arising from its loans and payables. These derivatives (including embedded derivatives) are accounted for either as derivatives not designated as accounting hedges or derivatives designated as accounting hedges.

The table below shows the fair values of the Group's outstanding derivative financial instruments, reported as assets or liabilities, together with their notional amounts as at December 31, 2025 and 2024. The notional amount is the basis upon which changes in the value of derivative are measured.

	2025			2024		
	Derivative Assets (see Note 11)	**Derivative Liabilities** (see Notes 17 and 19)	**Notional Amount** (see Note 17)	Derivative Assets (see Note 11)	Derivative Liabilities (see Note 17)	Notional Amount
	(In Millions)					
Derivatives Designated as Accounting Hedges						
Freestanding derivatives:						
Interest rate swaps	**₱18**	**₱–**	**$60**	₱1	₱–	$1
Cross currency swap	**1**	**57**	**187**	–	–	–
Call spread swaps	**17**	–	**40**	–	–	–
Derivatives Not Designated as Accounting Hedges						
Foreign currency forwards	**–**	**11**	**–**	13	–	–
Total derivatives	**₱36**	**₱68**		₱14	₱–	
Presented as:						
Current	**₱9**	**₱20**		₱13	₱–	
Noncurrent	**27**	**48**		1	–	
Total derivatives	**₱36**	**₱68**		₱14	₱–	

Derivatives not Designated as Accounting Hedges

The Group's (through First Gen group) derivatives not designated as accounting hedges may include freestanding derivatives used to economically hedge certain exposures but were not designated by management as accounting hedges. Such derivatives are classified as at FVPL with changes in fair value directly taken to consolidated statements of income. As at December 31, 2025 and 2024, the Group has no derivatives not designated as accounting hedges.

Foreign Currency Forwards - FRLC

In November and December 2023, FRLC entered into several foreign currency forwards with various banks to purchase U.S. dollar at fixed U.S. to Philippine Peso exchange rates. Under the agreements, FRLC was obligated to buy U.S. dollar from various banks amounting to $120.0 million, based on the agreed strike exchange rates. The settlement of each of the forward contract was on February 20, 2024.

Pertinent details of the foreign currency forwards are as follows:

Trade Date	Settlement Date	Banks	Forward rate	Notional amount
14-Nov-23	20-Feb-24	BDO	₱56.080	$20,000
15-Nov-23	20-Feb-24	BDO	55.800	20,000
12-Dec-23	20-Feb-24	ING	55.600	20,000
18-Dec-23	20-Feb-24	BPI	55.820	20,000
21-Dec-23	20-Feb-24	BDO	55.730	20,000
29-Dec-23	20-Feb-24	BDO	55.370	20,000

FRLC recognized the aggregate fair value changes amounting to ₱42 million under "Other income - net" in the "Other income (charges)" account in the consolidated statement of income for the year ended December 31, 2023 (see Note 23).

In 2024, FRLC entered into additional foreign currency forwards with various banks with aggregate notional amount of $238.8 million with settlement date of February 20, 2024. On February 20, 2024, all foreign currency forwards of FRLC were fully settled.

Derivatives Designated as Accounting Hedges

The Group, through First Gen group, has interest rate swaps accounted for as cash flow hedges for its floating rate loans and cross-currency swaps, call spread swaps and foreign currency forwards accounted for as cash flow

hedges of its U.S. dollar-denominated borrowings and Euro-denominated payables. Under a cash flow hedge, the effective portion of changes in fair value of the hedging instrument is recognized as cumulative translation adjustments in other comprehensive income (loss) until the hedged item affects earnings.

EDC and EBWPC entered into various call spread swaps (CSS), cross currency swaps (CCS), and interest rate swap (IRS) contracts to hedge its U.S. dollar-denominated long-term debts.

CCS Contracts - EDC
As at December 31, 2025, EDC entered into various CCS with aggregate notional amount of $40 million. These derivative contracts are designated to partially hedge the interest rate and foreign exchange risks on its Mizuho $50 million term loan.

As at December 31, 2025 and 2024, the outstanding aggregate notional amount of CCS amounted to $40 million and nil, respectively.

The aggregate fair value change of these CCS amounted to ₱14 million and nil as at December 31, 2025 and 2024, respectively.

CSS Contracts - EDC
EDC entered into various CSS with aggregate notional amount of $60 million as at December 31, 2025. These derivative contracts are designated to hedge the possible foreign exchange loss on its CTBC $50 million and Mizuho $50 million term loans (see Note 18) within the certain range of the lower strike rate and upper strike rate of the various CSS while having limited protection for a fixed amount if the spot rate is above the upper strike rate.

As at December 31, 2025 and 2024, the outstanding aggregate notional amount of CSS amounted to $60 million and nil, respectively.

The aggregate fair value gains on these CSS amounted to ₱44 million and nil as at December 31, 2025 and 2024, respectively.

IRS Contracts – EDC and EBWPC
As at December 31, 2025, EDC and EBWPC entered into various IRS with aggregate notional amount of $60 million and $126.8 million, respectively.

These derivative contracts are designated to partially hedge the interest rate risk on the EDC's and EBWPC's Commercial Debt Facility (Foreign Facility) that is benchmarked against six (6)-month USD Term SOFR and with flexible interest reset feature that allows EDC and EBWPC to select what interest reset frequency to apply (i.e., monthly, quarterly or semi-annually). As it is EDC's and EBWPC's intention to reprice the interest rate on the Foreign Facility semi-annually, EDC and EBWPC utilize the IRS with semi-annual interest payments and receipts.

As at December 31, 2025 and 2024, the outstanding aggregate notional amount of IRS amounted to $186.8 million and $10.0 million, respectively.

The aggregate fair value losses on these IRS amounted to ₱57 million and ₱1 million as at December 31, 2025 and 2024, respectively.

As at December 31, 2025 and 2024, the net movement of changes made to "Cumulative translation adjustments" account for EDC's cash flow hedges are as follows:

	2025	2024
		(In Millions)
Balance at beginning of year	**(₱213)**	(₱3)
Changes in fair value	**145**	(496)
	(68)	(499)
Transferred to consolidated statement of income:		
Gain on unwinding of derivatives	**–**	202
Interest expense	**(36)**	154
	(36)	356
Balance before tax	**(104)**	(143)
Deferred tax effect on cash flow hedges	**(7)**	(70)
Balance at end of year	**(₱111)**	(₱213)

31. Significant Contracts, Franchise and Commitments

EDC, GCGI, BGI, ULGEI, FGVEI, FGEN Power Ventures

a. PPA

54.0 MW Mindanao II
The PPA provides, among others, that NPC shall pay EDC a base price per kilowatt-hour of electricity delivered subject to inflation adjustments. The PPA stipulates a minimum energy offtake of 398 GWh per year. The contract is for a period of 25 years, which commenced in June 1999 and expired in June 2024.

On September 27, 2022, EDC entered into a PPA with Conal Holdings Corporation (Conal). Under the terms of the agreement, Conal shall construct a power plant based on the specifications in the PPA wherein the entire minimum baseload capacity of the plant is dedicated exclusively to EDC from the commencement of lease on September 26, 2025 until December 25, 2033 for the supply of energy to One Bohol Power Distribution Utilities in the event of islanding.

b. PSAs

EDC, GCGI, and BGI entered into various PSAs with private distribution utilities, electric cooperatives, and retail electricity suppliers for commercial and industrial customers with contract periods ranging from two (2) years to 26 years as at December 31, 2025 and two (2) years to 26 years as at December 31, 2024. The remaining periods of these contracts range from three (3) months to 16 years as at December 31, 2025 and three (3) months to 16 years as at December 31, 2024. Under these contracts, the aforementioned entities shall generate and deliver to its bilateral customers the contracted energy on a monthly basis, and are paid based on price per kilowatt-hour of electricity delivered, subject to certain adjustments such as foreign exchange and inflation.

c. ASPA

BGI entered into an ASPA with the NGCP for Black Start Services for a period of five years, and shall expire in September 2028.

d. Spot market sales

Electricity in excess of contracted capacity are sold to the spot market at spot market rate.

e. Feed-in Tariff (FIT)

EDC and EBWPC were issued a FIT COC by the ERC which entitles them to an applicable FIT rate, as prescribed by the ERC. EDC and EBWPC also signed agreements with TransCo, the FIT administrator. These agreements enumerate the rights and obligations under the FIT rules and FIT-All guidelines, in respect to the full payment of the actual energy generation of the generator, at a price equivalent to the applicable FIT rate, subject to adjustments as may be approved by the ERC, for the entire duration of its FIT eligibility period.

f. Retail Supply Contract (RSC)

BGI and GCGI have entered into various retail supply contracts with contestable customers with contract periods ranging from one (1) year to 14 years and four (4) months as at December 31, 2025 and one (1) year to 14 years and four (4) months as at December 31, 2024. The remaining periods of these contracts ranges from two (2) months to 13 years as at December 31, 2025 and two (2) months to 13 years as at December 31, 2024.

Under the RSCs, BGI and GCGI charge the customer both the basic energy and pass-through charges, as may be applicable.

g. Green Energy Option Program Supply Contracts (GEOP Supply Contracts)

BGI and GCGI have entered into various GEOP supply contracts with contestable customers with contract periods ranging from one (1) year to nine (9) years and six (6) months as at December 31, 2025 and from (1) year to nine (9) years and six (6) months as at December 31, 2024. The remaining periods of these contracts ranges from eight (8) months to eight (8) years and 10 months as at December 31, 2025 and eight (8) months to eight (8) years and 10 months as at December 31, 2024.

h. Stored Energy Commitment of EDC

In 1996 and 1997, EDC entered into Addendum Agreements to the PPA related to the Unified Leyte power plants, whereby any excess generation above the nominated energy or take-or-pay volume will be credited against payments made by NPC for the periods it was not able to accept electricity delivered by EDC.

i. Service Contracts

GSCs/GRESCs of EDC

Under P.D. 1442, all geothermal resources in public and/or private lands in the Philippines, whether found in, on or under the surface of dry lands, creeks, rivers, lakes, or other submerged lands within the waters of the Philippines, belong to the State, inalienable and imprescriptible, and their exploration, development and exploitation. Furthermore, the Philippine Government may enter into service contracts for the exploration, development and exploitation of geothermal resources in the Philippines.

Pursuant to P.D. 1442, EDC had entered into the following Geothermal Service Contracts (GSCs) with the Government of the Republic of the Philippines (represented by the DOE) for the exploration, development and production of geothermal fluid for commercial utilization:

1. Tongonan, Leyte, dated May 14, 1981
2. Southern Negros, dated October 16, 1981
3. Bac-Man, Sorsogon, dated October 16, 1981
4. Mt. Apo, Kidapawan, Cotabato, dated March 24, 1992
5. Northern Negros, dated March 24, 1994

The exploration period under the service contracts shall be five (5) years from the effective date, renewable for another two (2) years if EDC has not been in default in its exploration, financial and other work commitments and obligations and has provided a work program for the extension period acceptable to the

Government. Where geothermal resource in commercial quantity is discovered during the exploration period, the service contracts shall remain in force for the remainder of the exploration period or any extension thereof and for an additional period of 25 years thereafter, provided that, if EDC has not been in default in its obligations under the contracts, the Government may grant an additional extension of 15 to 20 years.

Under P.D. 1442, the right granted by the Government to EDC to explore, develop, and utilize the country's geothermal resource is subject to sharing of net proceeds with the Government. The net proceeds is what remains after deducting from the gross proceeds the allowable recoverable costs, which include development, production and operating costs. The allowable recoverable costs shall not exceed 90% of the gross proceeds. EDC pays 60% of the net proceeds as government share and retains the remaining 40%. The 60% government share is comprised of government share and income taxes. The government share is split between the DOE (60%) and the LGUs (40%) where the project is located.

GRESCs and Geothermal Operating Contracts (GOC)

The RE Law, which became effective in January 2009, mandates the conversion of existing GSCs under P.D. 1442 into GRESCs to avail of the incentives under the RE Law. Aside from the tax incentives, the significant terms of the service concessions under the GRESCs are similar to the GSCs except that EDC has control over any significant residual interest over the steam fields, power plants and related facilities throughout the concession period and even after the concession period.

On September 10, 2009, EDC was granted the Provisional Certificate of Registration as an RE Developer for its existing projects. With the receipt of the certificates of provisional registration as geothermal RE Developer, the fiscal incentives of the RE Law was availed of by EDC retroactive from the effective date of such law on January 30, 2009. Fiscal incentives include among others, the change in the applicable corporate tax rate from 30% to 10% for RE-registered activities.

The GSCs were fully converted to GRESCs upon signing of the parties on October 23, 2009; thereby EDC is now the holder of five (5) GRESCs and the corresponding DOE Certificate of Registration as an RE Developer for the following geothermal projects:

1. GRESC 2009-10-001 for Tongonan Geothermal Project;
2. GRESC 2009-10-002 for Southern Negros Geothermal Project;
3. GRESC 2009-10-003 for Bacon-Manito Geothermal Project;
4. GRESC 2009-10-004 for Mt. Apo Geothermal Project; and
5. GRESC 2009-10-005 for Northern Negros Geothermal Project

EDC also holds geothermal resource service contracts, each with a five to seven-year pre-development period and a 25-year contract period expiring between 2040 and 2048, renewable for another 25 years, for the following prospect areas:

1) Mt. Zion 2 Geothermal Project
2) Amacan Geothermal Project
3) Mainit-Sadanga Geothermal Project
4) Mt. Sembrano Geothermal Power Project
5) Buguias-Tinoc Geothermal Power Project

Under the GRESCs, EDC pays the Philippine Government a government share equivalent to 1.5% of the gross income from the sale of geothermal steam produced and such other income incidental to and arising from generation, transmission, and sale of electric power generated from geothermal energy within the contract areas. Under the GRESCs, gross income derived from business is an amount equal to gross sales less sales returns, discounts and allowances, and cost of goods sold. Cost of goods sold includes all business expenses directly incurred to produce the steam used to generate power under a GRESC.

The RE Law also provides that the exclusive right to operate geothermal power plants shall be granted through a Renewable Energy Operating Contract with the Philippine Government through the DOE. On May 8, 2012, EDC, through its subsidiaries GCGI and BGI secured three (3) GOCs, each with a 25-year contract period expiring in 2037 and renewable for another 25 years, covering the following power plant operations:

1. Tongonan Geothermal Power Plant (DOE Cert. of Registration GOC 2012-04-038)
2. Palinpinon Geothermal Power Plant (DOE Cert. of Registration GOC 2012-04-037); and
3. Bacon-Manito Geothermal Power Plant (DOE Certificate of Registration No. GOC No. 2012-04-039)

The Government share, presented as "Others" under the "Costs of sale of electricity" account, for both the GRESCs and GOCs is allocated between the DOE (60%) and the LGUs (40%) within the applicable contract area.

WESC of EDC and FGVEI

On September 14, 2009, EDC entered into a WESC 2009-09-004 with the DOE granting EDC the right to explore and develop the Burgos Wind Project for a period of 25 years from effective date. The pre-development stage under the WESC shall be two years which can be extended for another one year if EDC does not default in its exploration or work commitments and provides a work program for the extension period upon confirmation by the DOE. Within the pre-development stage, EDC shall undertake exploration, assessment and other studies of wind resources in the contract area. Upon declaration of commerciality, as confirmed by the DOE, the WESC shall remain in force for the balance of the 25-year period for the development/commercial stage.

The DOE shall approve the extension of the WESC for another 25 years under the same terms and conditions, provided that EDC is not in default in any material obligations under the WESC, and has submitted a written notice to the DOE for the extension of the contract not later than one (1) year prior to the expiration of the 25-year period. Further, the WESC provides that all materials, equipment, plants and other installations erected or placed on the contract area by EDC shall remain the property of EDC throughout the term of the contract and after its termination.

On May 26, 2010, the BOD of EDC approved the assignment and transfer to EBWPC of all the contracts, assets, permits and licenses relating to the establishment and operation of the Burgos Wind Project under DOE Certificate of Registration No. WESC 2009-09-004. On May 16, 2013, EBWPC was granted a Certificate of Confirmation of Commerciality by the DOE.

As at December 31, 2025, EBWPC holds 12 WESCs with the DOE. Each WESC has a contract period of 25 years and will expire between 2034 and 2047. The WESCs cover the following projects:

Project	WESC Owner	DOE Certificates of Registration	WESC Expiration*
1) 150 MW Wind Project in Burgos, Ilocos Norte	EBWPC	WESC 2009-09-004	2034
2) 84 MW Wind Project in Pagudpud, Ilocos Norte	EPWPC	WESC 2010-02-040	2035
3) Iloilo 1 Wind Project in Batad and San Dionisio, Iloilo**	I1REC	WESC 2014-07-078	2039
4) Burgos 4 Wind Project in Burgos, Ilocos Norte	EDC	WESC 2015-09-086	2040
5) Ilocos Norte Wind Power Project in Burgos and Pasuquin, Ilocos Norte	EDC	WESC 2021-01-147	2046
6) Pasuquin Wind Power Project in Pasuquin Ilocos Norte	EDC	WESC 2021-01-148	2046
7) Guimaras Onshore Wind Project	EDC	WESC 2022-03-199	2047
8) Guimaras 1 Offshore Wind Project	EDC	WESC 2022-05-202	2047
9) Iloilo-Guimaras Offshore Wind Project	EDC	WESC 2022-05-203	2047
10) Guimaras-Negros Occidental Offshore Wind Project	EDC	WESC 2022-05-204	2047
11) Laguna 1 Onshore Wind Project	EDC	WESC 2022-10-224	2047
12) Negros Occidental Offshore Wind Project	EDC	WESC 2022-10-225	2047

** Renewable for another twenty-five (25) years*

*** Pending DOE's approval of EDC's request to surrender the WESC.*

As at December 31, 2025, FGVEI has been awarded six (6) WESC and five (5) Onshore Wind Certificates of Authority (COA).

Solar Energy Service Contract (SESC) and Solar Energy Operating Contracts (SEOC) of FGEN Power Ventures

As at December 31, 2025, EDC holds two (2) SESCs with the DOE for 25-year contract periods expiring between 2039 and 2042. The SESCs cover the following projects: (1) 6.82 MW Burgos Solar Project in Burgos, Ilocos Norte; (2) Gaisano Iloilo, Iloilo City Solar Rooftop Project*.

**SESC assigned to EDC Siklab Power Corporation*

As at December 31, 2025, FGEN Power Ventures was awarded with three SEOC, all of which are undergoing project development.

j. SSAs of EDC

Following the commercial operations of the BacMan units, PSALM/NPC, EDC, and BGI have agreed to allow EDC bill BGI directly, on behalf of PSALM/NPC, starting October 1, 2013 for BacMan II and January 28, 2014 for BacMan I.

With the expiry of the SSA for BacMan I in May 2018, EDC and BGI entered into several interim agreements from June 1, 2018 to June 25, 2025 for the supply of steam for Bac-Man I GPPs. Following the expiry of the SSA for Bac-Man II Cawayan Unit in March 2019, EDC and BGI also entered into several interim arrangements from April 30, 2019 to June 25, 2025. On June 25, 2025, these agreements were further extended from June 25, 2025 to June 25, 2026 or until the new SSA takes effect, whichever is earlier.

k. EBWPC

EBWPC will operate and maintain the wind farm under a 10-year O&M agreement with Vestas. The Vestas O&M contract is a service and energy-based availability agreement based on Vestas' AOM 5000 product. The agreement is a full-scope maintenance contract covering both scheduled and unscheduled maintenance with an energy-based availability on the wind turbines. The agreement covers the wind turbines, wind farm electrical balance-of-plant systems, the wind turbine yaw back-up generators, and the Burgos Substation as opposed to a traditional O&M contract that provides a guarantee that the turbines in a wind power plant are operational for a defined period of time on an annual basis (referred to as time-based availability), the AOM 5000 model provides an energy-based guarantee, which encourages the contractor to ensure that the turbines are fully-operational when the wind is blowing.

The 10-year contract expired on December 17, 2024, and was renewed for another 10 years, extending the agreement until December 17, 2034.

l. REPA

Under Section 2.2 of the ERC Resolution No. 24, Series of 2013, *A Resolution Adopting the Guidelines on the Collection of the FIT Allowance (FIT-All) and the Disbursement of the FIT-All Fund* (the FIT-All Guidelines), all eligible renewable energy (RE) plant shall enter into a REPA with the TransCo for the payment of the FIT.

Pursuant to the FIT-All Guidelines, EBWPC entered into a REPA with TransCo for its Burgos Wind Power Plants. The REPA became effective after all the documents enumerated in Section 3.1 of the REPA has been submitted to and certified complete by TransCo. Included in those required documents is the FIT COC issued by the ERC on April 13, 2015.

The ERC granted on April 13, 2015 the FIT COC for the Burgos Wind Project - Phase I and II, which specifies that the project is entitled to the FIT rate of ₱8.53 per kilowatt-hour (kWh), subject to adjustments as may be approved by the ERC, from November 11, 2014 to November 10, 2034.

Similarly, on April 24, 2015, EDC entered into a REPA for its 4.16-MW Solar power plants with TransCo. In accordance with the REPA, all actual RE generation from the commercial operations date (COD) until the effective date of the REPA (effective date) were billed to and collected from the Independent Electricity Market Operator of the Philippines, Inc. (IEMOP) at market price.

After the effective date of the REPA, billings for all actual RE generation have been submitted directly to and collected from the TransCo at the applicable FIT rate as approved by the ERC. In addition, the actual FIT differential from the COD until the effective date was also billed to TransCo over the number of months which lapsed during that period.

FIT rate adjustments. On May 26, 2020, the ERC approved Resolution No. 06, Series of 2020 which approves and adopts FIT rate adjustments, for the years 2016, 2017, 2018, 2019 and 2020 using 2014 as the base year for the consumer price index and foreign exchange. The said resolution was published in a newspaper of general circulation on November 17, 2020 and became effective 15 days after. Accordingly, in 2020, EDC recognized additional revenue and long-term receivables computed on the FIT rate increment which will be recovered for a period of five years starting January 1, 2021.

In the absence of the 2025 and 2024 ERC approved FIT rates, revenues in 2025 and 2024 were based on the lower rate between the 2020 ERC approved FIT rates and the 2025 and 2024 forecasted FIT rates.

On November 26, 2025, the ERC approved Resolution No. 28, Series of 2025 with clarifications and revisions published on February 27, 2026 which approves and adopts FIT rate adjustments, for the years 2021, 2022, 2023, 2024 and 2025 using 2014 as the base year for the consumer price index and foreign exchange. Accordingly, in 2025, the Group recognized additional revenue and long-term receivables computed on the FIT rate increment which will be recovered for a period of five (5) years starting January 1, 2026.

Total FIT revenue adjustment recognized in 2025, 2024 and 2023 by EBWPC and EDC amounted to ₱880 million, ₱289 million and ₱359 million, in 2025, 2024 and 2023, respectively.

As at December 31, 2025 and 2024, the noncurrent portion of the receivable from TransCo amounting to ₱1,838 million and ₱1,285 million, respectively, is included in the “Long-term receivables” account under “Other noncurrent financial assets”, while the current portion amounting to ₱514 million and ₱509 million, respectively, is included under “Trade and other receivables” in the consolidated statements of financial position (see Notes 7 and 11).

FG Hydro

m. Details of the existing contracts of FG Hydro are as follows:

Related Contracts	Expiry Date	Other Developments
First Industrial Township Utilities, Inc. (FITUI)	March 25, 2026	FG Hydro entered into a five-year new PSA with FITUI which commenced on March 26, 2021.
Edong Cold Storage and Ice Plant (ECOSIP)	September 25, 2025	After expiration of the contract with ECOSIP on December 25, 2020, FG Hydro has continued the supply of electricity sourced from WESM at the applicable WESM rates until commencement of a new PSA on April 26, 2021. The PSA expired on September 25, 2025, with supply subsequently extended until December 25, 2025 to allow for the transition of ECOSIP to supply from a renewable energy supplier. Upon expiry of the extension, ECOSIP transitioned to a renewable energy supplier.
NIA-Upper Pampanga River Integrated Irrigation System (NIA- UPRIIS)	October 25, 2020	After expiration of the contract with NIA-UPRIIS on October 25, 2020, FG Hydro has continued the supply of electricity sourced from WESM at the applicable WESM rates. With the implementation of ERC Resolution No. 13, Series of 2024, NIA-UPRIIS now qualifies under the GEOP based on its peak demand. FG Hydro will continue to supply electricity until NIA-UPRIIS transitions to a GEOP supplier.
Pantabangan Municipal Electric Services (PAMES)	December 25, 2008	There was no new agreement signed between FG Hydro and PAMES. However, FG Hydro had continued to supply PAMES' electricity requirements with PAMES' compliance to the agreed restructured payment terms.

FG Hydro entered into Power Supply General Framework Agreement (PSGFAs) with FGES, BGI, EDC, ULGEI and GCGI for the supply of electricity of their various customers under several contracts. The PSGFAs have a term of 10 years beginning February 1, 2016 for FGES, BGI, EDC and ULGEI, and beginning March 1, 2017 for GCGI. Under these contracts, FG Hydro shall generate and deliver the contracted energy on a monthly basis.

The PSGFAs with FGES, BGI, and EDC were renewed for another 10-year term beginning February 1, 2026.

As at December 31, 2025 and 2024, FG Hydro supplies to six customers with contracted demand of 79.79 MW and 58.23 MW, respectively.

n. MOA between FG Hydro and Protected Area Management Board (MOA with PAMB)

PSALM entered into a MOA with PAMB on July 17, 2006. Under the MOA, PAMB granted FG Hydro the right to use the Masiway land, where the MAHEP power plant is situated in consideration for an annual user's fee. The MOA shall be effective for 25 years and renewable for a similar period subject to terms and conditions as may be mutually agreed upon by both parties.

By virtue of R.A. 7586 or the National Integrated Protected Areas System (NIPAS) Act of 1992 and as amended by R.A. 11038 or the Expanded NIPAS Act of 2018, the DENR issued its implementing rules and regulations (IRR) under DENR Administrative Order 2019-05 dated May 30, 2019. The said IRR details the mandate for any existing agreements for a protected area, including the MOA for the Masiway land, to be converted to a Special Use Agreement in Protected Areas (SAPA). As at March 26, 2026, FG Hydro is coordinating with its local PAMB for the transition of its existing MOA to the prescribed SAPA.

o. SAPA with the DENR Biodiversity Management Bureau (DENR-BMB)

Pursuant to R.A. No. 7586 or the NIPAS Act of 1992, as amended by R.A. No. 11038 or the Expanded NIPAS 2018, and its IRR [DENR Administrative Order No. 2019-05], DENR Administrative Order Mo. 2018-05, and DENR Administrative Order No. 2007-17, the DENR-BMB awarded the SAPA to FG Hydro for its 120 MW Aya Pumped Storage Power Project located at Pantabangan, Nueva Ecija.

The SAPA allows FG Hydro to develop and utilize the leased area of 364,121 square meters within the Pantabangan-Carranglan Watershed Forest Reserve with an effective tenure of 25 years, or until November 2047, and renewable for a similar term as agreed upon by both parties.

Upon issuance of the SAPA, FG Hydro paid the development fee amounting to ₱69 million on January 24, 2023. Furthermore, FG Hydro is also subjected to an annual fee as stipulated in the SAPA.

p. Agreements with NGCP

FG Hydro entered into a MOA with NGCP on August 31, 2011 for the performance of services on the operation of the PAHEP 230 kV switchyard and its related appurtenances (Switchyard). NGCP shall pay FG Hydro a monthly fixed operating cost of ₱0.1 million and monthly variable charges representing energy consumed at the Switchyard.

The MOA is effective for a period of five years and renewable for another three years under such terms as maybe agreed by both parties. The MOA with NGCP expired on August 31, 2016 after which FG Hydro continued to perform services on the operation of the Switchyard until the signing of a new contract.

A new MOA, effective for another period of five years upon signing by the parties, was signed with NGCP on January 20, 2020. The MOA is renewable for another three years under such terms and conditions as may be agreed by the parties.

Following the expiration of the MOA on January 29, 2025, another MOA commenced on January 30, 2025 effective for a period of five years or until the project to transfer the operation of the Switchyard to NGCP has been completed, whichever comes first.

q. O&M Agreement with NIA

In 2006, FG Hydro entered into an O&M Agreement with NIA, with the conformity of NPC. Under the O&M Agreement, NIA will manage, operate, maintain and rehabilitate the Non-Power Components of the PAHEP/MAHEP in consideration for a service fee based on the actual cubic meter of water used by FG Hydro for power generation. FG Hydro has fully funded the required Trust Fund amounting to ₱100 million since October 2008.

The O&M Agreement is effective for a period of 25 years commencing on November 18, 2006 and renewable for another 25 years under the terms and conditions as may be mutually agreed upon by both parties.

r. ASPA of FG Hydro

FG Hydro entered into an agreement with the NGCP on February 3, 2011 after being certified and accredited by NGCP as capable of providing Contingency Reserve Service, Dispatchable Reserve Service, Regulating Reserve Service, Reactive Power Support Service and Black Start Service. Under the agreement, FG Hydro through the PAHEP facility shall provide any of the above-stated ancillary services to NGCP.

Upon expiration of the original three-year term, the ASPA was automatically renewed for another three (3) years subject to the same terms of the agreement. The extended agreement ended on February 23, 2017.

On April 10, 2017, FG Hydro and NGCP entered into a new ASPA with a term of five (5) years. The ERC granted provisional authority for the new ASPA on March 9, 2018 and implementation commenced in April 2018. The ASPA expired on March 25, 2023.

After the expiration of the ASPA, FG Hydro participated in the Ancillary Services Competitive Selection Process conducted by NGCP in March 2023, FG Hydro bid for and was awarded Black Start Services and Reactive Power Support.

On May 2, 2023, FG Hydro and NGCP entered into a new ASPA with a term of five years, or until September 20, 2028. The ERC granted provisional authority for the new ASPA on August 15, 2023 and implementation commenced in September 2023. The ERC granted final authority to implement the new ASPA on October 13, 2025.

FG Bukidnon

s. On January 9, 2008, FG Bukidnon and Cagayan Electric Power and Light Co., Inc. (CEPALCO), an electric distribution utility operating in Cagayan de Oro City, signed a PSA for the FG Bukidnon plant. Under the PSA, FG Bukidnon shall generate and deliver to CEPALCO and CEPALCO shall take, or pay for even if not taken, the available energy for a period commencing on the date of ERC approval until March 28, 2025.

Following the expiration of PSA with CEPALCO, FG Bukidnon and MINERGY Retail Energy Solutions, Inc. (MINRES), a licensed retail energy supplier located in Cagayan de Oro City, entered into a PSA which commenced on May 26, 2025 and will be effective for a period of two years. Under the PSA, FG Bukidnon shall generate and deliver to MINRES all available electric energy produced from the FG Bukidnon Plant and MINRES shall take and pay all electric energy delivered to it by FG Bukidnon at any given trading interval.

On June 14, 2012, FG Bukidnon signed a Transmission Service Agreement with NGCP for the latter's provision of the necessary transmission services to FG Bukidnon. The charges under this agreement are as provided in the Open Access Transmission Service (OATS) Rules and/or applicable ERC orders/issuances. Under the PSA, these transmission-related charges shall be passed through to CEPALCO. Subsequently, on February 7, 2020, a new TSA was signed by both parties which is valid until August 25, 2029.

On November 20, 2018, FG Bukidnon signed a Metering Service Agreement with NGCP which is valid until June 25, 2028. Similar to the TSA, the charges under this agreement are as provided in the OATS.

In March 2019, FG Bukidnon signed a Market Participant Agreement with the Philippine Electricity Market Corporation (PEMC) which is valid starting January 12, 2023, the effective registration date of FG Bukidnon in the Wholesale Electricity Spot Market (WESM).

FGES

t. *RSC and GEOP Supply Contracts*
In 2024 and 2023, FGES entered into various RSCs and GEOP supply contracts with contestable customers ranging from a contract period of 1 to 5 years. These agreements provide for the supply of electricity at an agreed price on a per kWh basis to contestable customers. Under the respective RSCs and GEOP supply contracts, FGES charges the customer for both the basic energy, retail supply and pass through charges, as

may be applicable. As at December 31, 2025 and 2024, FGES has outstanding RSCs and GEOP supply contracts with 5 and 15 contestable customers, respectively.

u. *PSGFA*
In 2025 and 2024, FGES entered into a PSGFA with several generation companies (GenCo's) for a total of 6.82 MW and 18.22 MW contracted demand, respectively. The said contracted demand is intended to serve the contracted energy requirement of the various RSCs and GEOP supply contracts entered into by FGES.

Matters relating to the Gas Business

v. PPAs and PSAs

FGP and FGPC
FGP and FGPC each have an existing PPA with Meralco, the largest power distribution company operating in the island of Luzon and the Philippines and the sole customer of both companies. Under the PPA, Meralco will purchase in each contract year from the start of commercial operations, a minimum number of kWh of the net electrical output of FGP and FGPC for a period of 25 years. Billings to Meralco under the PPA are substantially in U.S. dollars and a small portion is billed in Philippine peso. The PPAs are set to expire in 2027 and 2025 for FGP and FGPC, respectively.

On January 7, 2004, Meralco, FGP and FGPC signed the amendment to their respective PPAs. The negotiations resulted in a package of concessions including the assumption of FGP and FGPC of community taxes at current tax rate, while conditional concessions include increasing the discounts on excess generation, payment of higher penalties for non-performance up to a capped amount, recovery of accumulated deemed delivered energy until 2011 resulting in the non-charging of Meralco of excess generation charge for such energy delivered beyond the contracted amount but within a 90% capacity quota. The amended terms under the respective PPAs of FGP and FGPC were approved by the ERC on May 31, 2006.

Following the expiration of the PPA for the Santa Rita Plant in August 2025, the ERC authorized an interim extension effective until January 31, 2026. Under the terms of this extension, the Santa Rita Plant's dispatch is restricted to its minimum operating level (Pmin), with supply rates to Meralco maintained at previously approved levels. Correspondingly, the ERC mandated, among others: (i) in its Order dated September 10, 2025, that fixed capacity and operating payments be proportionally reduced based on actual energy output, capped at the Pmin level; and (ii) in its Order dated December 23, 2025, the adoption of a prescribed computation method for such payments. Subsequently, through an Order dated January 30, 2026, the ERC authorized Meralco and FGPC to implement a second interim extension of the FGPC PPA until June 25, 2026, under the same terms and conditions as approved by the ERC in its Orders dated August 27, 2025, September 10, 2025 and December 23, 2025. This ensures that the Santa Rita Plant remains operational while negotiations between Meralco and FGPC for a longer-term extension are ongoing.

With these developments, the PPAs are currently set to expire in 2027 for FGP and in 2026 for FGPC.

FNPC
FNPC entered into a PSA with Meralco for the sale and purchase of approximately 414 MW of contract capacity and the associated net electrical output from 414 MW San Gabriel Plant which is located within the FGCEC in Batangas City.

On June 5, 2018, the ERC granted an Interim Relief for the implementation of the PSA subject to certain conditions. On June 26, 2018, FNPC agreed to implement the Interim Relief granted by the ERC and has started its commercial sale to Meralco.

On July 13, 2022, FNPC received the ERC's Decision dated May 26, 2022 approving its PSA with Meralco. The Decision affirmed the applicable rates under the provisional authority granted by the ERC in its Order dated June 5, 2018, subject to certain modifications and conditions. On July 28, 2022, FNPC submitted its Motion for Reconsideration and Motion to Hold in Abeyance the Execution of the Decision (collectively, "MR"). As at March 26, 2026, FNPC's MR is still pending with the ERC.

The six-year term of the PSA expired on February 23, 2024.

Subsequently, FNPC entered into a PSA with the Philippine Economic Zone Authority for the supply of 77 MW of contracted capacity and electricity to the Cavite Ecozone. The PSA commenced on June 26, 2025 and will expire on June 25, 2028.

As at March 26, 2026, FNPC is exploring new markets for the remaining uncontracted capacity, which is being traded in the WESM Energy and Reserve Market.

Prime Meridian

On March 14, 2019, Prime Meridian entered into an ASPA with NGCP for the provision of both firm and non-firm regulating reserve services, with a term of five (5) years commencing upon receipt of approval by the ERC. In an Order dated March 12, 2020, ERC granted an Interim Relief to implement the ASPA beginning on the next billing cycle from receipt of the Order. The ASPA was implemented on May 26, 2020 and is effective until May 25, 2025.

Following the expiration of the ASPA, Prime Meridian operates Avion as a merchant plant, supplying both ancillary services and energy to the WESM.

w. GSPAs

FGP and FGPC

FGP and FGPC each has an existing GSPA with the consortium of Prime Energy Resources Development B.V. (formerly Shell Philippines Exploration B.V.), UC38 LLC, PNOC Exploration Corporation, Prime Oil & Gas, Inc. (collectively referred to as Gas Sellers), for the supply of natural gas in connection with the operations of their respective power plants. The Santa Rita GSPA expired on January 1, 2024, while the San Lorenzo GSPA expired on July 2, 2024.

FNPC and Prime Meridian

On April 12, 2017, FNPC and Prime Meridian each executed GSPAs with the Gas Sellers. Pursuant to their respective GSPAs, the Gas Sellers shall supply natural gas fuel until the aggregate natural gas deliveries reach their respective Total Contract Quantity (TCQ), or on February 23, 2024, whichever comes earlier. FNPC and Prime Meridian can request additional volume from the Gas Sellers as envisaged in their respective GSPAs. The San Gabriel GSPA and the Avion GSPA expired on February 23, 2024.

On December 24, 2021, FNPC and Prime Meridian each executed GSPA with Philippine National Oil Company (PNOC). Pursuant to their respective PNOC GSPAs, PNOC shall supply natural gas fuel until the aggregate natural gas deliveries reach their respective TCQ, or on February 23, 2024, whichever comes earlier. The GSPAs shall be automatically extended upon extension of the production term under the Service Contract No. 38 (SC38).

New GSPA

On December 26, 2023, FGPC, FGP, FNPC and Prime Meridian ("FG Buyers") executed a new GSPA with the Gas Sellers for the remaining available and uncontracted Malampaya natural gas volume. The new GSPA has a term of approximately 15 years which is until the expiration of the extended production term under the SC38. During the term of the new GSPA, the FG Buyers may consume the remaining 181.41 PJ, NCV of natural gas and may take on additional gas volumes once available. The delivery start date of gas under the new GSPA started on January 2, 2024 for FGPC, February 24, 2024 for FNPC and Prime Meridian, and July 3, 2024 for FGP, when the respective terms of the old GSPAs of the FG Buyers ended. FNPC and Prime Meridian provided irrevocable SBLCs in favor of the Gas Sellers to secure their payment obligations under the new GSPA.

x. Operations & Maintenance (O&M) Agreements

FGP and FGPC

FGP and FGPC have separate full scope O&M Agreements with SEI mainly for the operation, maintenance, management and repair services of their respective power plants. As stated in the respective O&M

Agreements of FGP and FGPC, SEI is responsible for maintaining an adequate inventory of spare parts, accessories and consumables. SEI is also responsible for replacing and repairing the necessary parts and equipment of the power plants to ensure the proper operation and maintenance of the power plants to meet the contractual commitments of FGP and FGPC under their respective PPAs and in accordance with the Good Utility Practice.

Each signed contract took effect on August 1, 2010 (the Commencement Date) and will expire on the earlier of (i) the 20th anniversary of the Commencement Date, or (ii) the satisfactory completion of the major inspections of all units of the San Lorenzo and Santa Rita power plants, in each case nominally scheduled at 200,000 equivalent operating hours, as stipulated in their respective O&M Agreements. The monthly O&M charges include Euro, U.S. dollar and Philippine peso components.

The FGP and FGPC O&M Agreements are set to expire in April 2026.

FNPC

On December 16, 2013, FNPC signed an O&M Agreement with SEI for the operation, maintenance, management and repair services of San Gabriel power plant for a period of 10 years. SEI is responsible for the day-to-day administration of the power plant, maintaining adequate inventory of spare parts, accessories and consumables, and shall operate, maintain and repair the plant in accordance with Good Utility Practice.

The FNPC O&M Agreement is set to expire in June 2026.

Maintenance Service Agreement (MSA) of Prime Meridian

Prime Meridian has an offshore MSA with GE Vernova Operations, LLC and an onshore MSA with GE Power Philippines, Inc., executed on May 6, 2021 for the provision of maintenance services to the Avion Plant.

With the MSAs' expiration on June 30, 2025, the parties agreed to a three-year extension until September 30, 2028. All the terms and conditions of the original MSAs remain in force and effect, except for several key amendments mutually agreed upon by the parties.

The MSA Extension Agreements cover the provision of various maintenance services for the Avion Plant, including: (i) the performance of Scheduled Maintenance Services; (ii) the implementation of Condition-Based Maintenance Services; (iii) the supply of LM6000 spare parts; (iv) the provision of Remote Monitoring Services, and (v) other related services.

y. SIA

FGPC has an agreement with Meralco and NPC for: (a) the construction of substation upgrades at the NPC substation in Calaca and the donation of such substation upgrades to NPC; (b) the construction of a 35-kilometer transmission line from the power plant to the NPC substation in Calaca and subsequent donation of such transmission line to NPC; (c) the interconnection of the power plant to the NPC Grid System; and (d) the receipt and delivery of energy and capacity from the power plant to Meralco's point of receipt.

Following the assignment by NPC to TransCo of all of NPC's rights, title, interests and obligations in and to the SIA, FGPC, on July 15, 2015, transferred and conveyed to TransCo, by way of donation, the Substation Improvements amounting to ₱63 million (see Note 14). As at March 26, 2026, FGPC continuously manage the maintenance of the 230 kilovolts (kV) Santa Rita to Calaca transmission line in accordance with the provision of SIA.

Maintenance services related to the 230 kV Santa Rita to Calaca transmission line in Batangas are being rendered by Hansei Corporation (Hansei) under a Transmission Line Maintenance Agreement (TLMA) that was signed and became effective on January 10, 2017. The TLMA required a monthly payment of ₱1.6 million for the routine services and a monthly payment of ₱0.4 million as retainer fee, with both fees subject to periodic adjustment as set forth in the agreement.

On May 14, 2024, Prime Meridian entered into a new three-year Medium Voltage and High Voltage Equipment Maintenance Agreement with Tan Delta Electric Corporation (Tan Delta), effective until May 13,

2027, following the expiration of the Substation and Transmission Line Maintenance Agreement (STLMA) on September 19, 2023. This updated maintenance agreement expands the original scope of the STLMA by including intermittent maintenance services for Avion's medium-voltage equipment, in addition to the existing maintenance coverage

z. Connection Agreement (CA)

FGPC and FGP
Following the requirement of the ERC, FGPC and FGP each executed a CA with NGCP. It is envisaged in the CAs of FGPC and FGP with NGCP that their obligations shall be governed by OATS Rules, the Philippine Grid Code and relevant issuances. The CAs of FGPC and FGP with NGCP took effect on September 1, 2021, and shall remain effective until March 25, 2031.

FNPC and Prime Meridian
On November 26, 2015, ERC approved FNPC's application for authority to develop, own and operate a dedicated point to point transmission facility to connect to the existing San Lorenzo (SL) Switchyard. The San Gabriel to SL Connection Facility, an approximately 200-meter transmission line from the San Gabriel plant to the existing SL Switchyard, is connected to the transmission system of NGCP via the existing SL Switchyard.

FNPC and Prime Meridian each have a CA with NGCP. It is envisaged in the CA that the obligations of FNPC, Prime Meridian and NGCP, respectively, shall be governed by OATS Rules, the Philippine Grid Code and relevant issuances. The CAs of FNPC and Prime Meridian with NGCP took effect on July 1, 2014 and each has a term of 20 years.

aa. Metering Service Agreement (MSA)
FGPC, FGP, FNPC and Prime Meridian each has entered into an MSA with NGCP. Pursuant to the MSA, NGCP agreed to provide revenue metering facilities and services for measuring the energy consumed by Santa Rita, San Lorenzo, San Gabriel and Avion power plants. FGPC and FGP's MSA took effect on December 26, 2016 and July 26, 2017, respectively. FNPC and Prime Meridian's MSA both took effect on May 26, 2016. Each of the four agreements has a term of 10 years.

Transmission Service Agreement (TSA)
FGPC, FGP, FNPC and Prime Meridian each has entered into a TSA with NGCP. Under the TSA, NGCP agreed to provide transmission services to Santa Rita, San Lorenzo, San Gabriel and Avion power plants. FGPC and FGP's TSA took effect on December 26, 2016 and July 26, 2017, respectively. FNPC and Prime Meridian's TSA both took effect on May 26, 2016. Each of the four agreements has a term of 10 years.

On July 10, 2025, FGPC's TSA was renewed and will remain effective until January 25, 2035.

bb. Franchise

FGHC has a franchise granted by the 11th Congress of the Philippines through R.A. No. 8997 on January 11, 2001 to construct, install, own, operate and maintain a natural gas pipeline system for the transportation and distribution of the natural gas throughout the island of Luzon (the "Franchise"). The Franchise has a validity period of 25 years and will expire in April 2026. House Bill No. 5958 was filed by Rep. Ryan S. Recto seeking the renewal of the franchise for another 25 years and to expand the coverage nationwide.

FGHC was issued an ECC in May 2004 for the Batangas to Manila pipeline project. On September 6, 2005, the Franchise was assigned to FG Pipeline.

cc. HSC

A number of companies within First Gen group have HSCs with the DOE which grant the exclusive right to explore, develop and utilize the hydropower resources in the following contract areas for a period of 25 years from 2009 to 2034: (1) Agusan River, (2) Puyo River Hydropower Project in Jabonga, Agusan del Norte; (3) Cabadbaran River Hydropower Project in Cabadbaran, Agusan del Norte; (4) Bubunawan River Hydropower

Project in Baungon and Libona, Bukidnon; (5) Tumalaong River Hydropower Project in Baungon, Bukidnon; and (6) Tagoloan River Hydropower Project in Impasugong and Sumilao, Bukidnon. These HSCs allows for the availment of both fiscal and non-fiscal incentives pursuant to the RE Law.

Certain HSCs were terminated due to various factors, among which are as follows: (i) for the Tumalaong HSC, the HSC was terminated on October 24, 2016 as the hydro project was determined to be no longer viable for future development due to NIA's plan to develop its Bubunawan River Irrigation project; (ii) for the Cabadbaran HSC, the HSC was terminated on January 11, 2021 as the project was determined to be no longer feasible. FGen Cabadbaran settled all remaining obligations pursuant to the HSC with the DOE in February 2021; and (iii) for the Tagoloan HSC, while the amendments on the location of major structures was affirmed by the DOE in December 2019, FGen Tagoloan formally notified the DOE of its intent to surrender HSC No. 2009-10-006 for the 39 MW Tagoloan project on December 15, 2025, due to prohibitive geological conditions rendering the project economically unviable. As at March 26, 2026, FGen Tagoloan is still awaiting for the approval of the DOE for the surrender of its HSC.

On November 10, 2016, the DOE issued three additional Certificates of Registration to FG Mindanao as an RE Developer for the Binongan-Tineg, Cagayan 1N, and Cateel River projects. On November 9, 2017, FG Mindanao notified the DOE of its intention to surrender the HSCs for the Binongan-Tineg (HSC 2016-06-658) and Cateel (HSC 2016-06-660) projects following viability assessments of the projects for future development.

On December 17, 2019, FGen San Isidro became the implementing corporation for Cagayan 1N HSC. On August 27, 2020, FG Mindanao and FGen San Isidro executed the Deed of Assignment transferring all rights, interests and obligations under the HSC to FGen San Isidro, which was later approved by the DOE on April 14, 2021 by issuing a new Certificate of Registration to FGen San Isidro. On September 12, 2023, DOE awarded a new HSC to FGen San Isidro for the development of San Isidro Hydroelectric Power Project in Cagayan de Oro and Talakag, Bukidnon. Following the receipt of the new HSC, FGen San Isidro notified the DOE regarding its intention to surrender the contract area covered by the Cagayan 1N HSC on October 6, 2023. Such request to surrender the Cagayan 1N HSC was approved by the DOE on March 7, 2024, and FGen San Isidro settled all its remaining financial obligations pursuant to the HSC with the DOE on March 21, 2024.

On December 27, 2019, FG Hydro entered into an HSC with the DOE for the 120 MW Aya Pumped-Storage Hydroelectric Power Project in Pantabangan, Nueva Ecija. The HSC provides FG Hydro the exclusive right to explore, develop, and utilize the hydropower resource within the contract area.

On July 30, 2024, FG Hydro notified the DOE of the project's commercial feasibility. On December 11, 2024, FG Hydro received the Certificate of Confirmation of Commerciality.

As at March 26, 2026, the relevant subsidiaries of First Gen continue to coordinate with the DOE for the settlement of the remaining obligations pertaining to the surrendered HSCs.

dd. Real Estate Construction Agreements

Rockwell Land entered into contracts covering land acquisitions, construction works related to various projects with related parties and different contractors and suppliers. As at December 31, 2025 and 2024, the contract sum awarded amounted to ₱20.2 billion and ₱17.4 billion, respectively, inclusive of all pertinent local and national taxes, overhead and cost of labor and materials and all cost necessary for the proper execution of works. Land acquisitions are consummated following the terms of the contracts. As at December 31, 2025 and 2024, ₱17.2 billion and ₱15.8 billion, respectively, has been incurred.

ee. Lease Commitments

Rockwell Business Center (RBC)
In June and December 2015, FPH and certain subsidiaries each executed a non-cancelable lease agreement with Rockwell Land on its new office space at RBC Tower 3. The term of the lease is for a period of 4.5-5 years ending on June 30, 2020 and has an option to extend the lease term for an additional 5 years at mutually acceptable terms and conditions. In June 2020, the lease agreement was renewed and the term was extended

for an additional 5 years until June 30, 2025. An interim extension was executed effective until December 31, 2025. As at March 26, 2026, a new lease agreement has been agreed and the finalization of the lease contract is ongoing. The lease agreement is subject to an annual escalation rate of 5%.

FGPC, FGP and FNPC

- On July 3, 2023, FGPC's miscellaneous (foreshore) lease agreement with the DENR (hereinafter, the "Foreshore Lease Contract") for the lease of a public land in Sta. Rita, Batangas where the power plant complex is located was renewed for another 25 years for a yearly rental of ₱72 million. The sublease term is for a period of 25 years or until July 3, 2048 or upon termination of the miscellaneous (foreshore) lease contract.

- FGP and FGPC entered into a Sublease Agreement to sublease and use the parcel of land located in Sta. Rita, Batangas ("Leased Property") which is covered by a Foreshore Lease contract executed by and between FGPC and the DENR on July 3, 2023. Under the Sublease Agreement, FGPC subleases, sublets and grants FGP the right to use the Leased Property in connection with and as may be necessary for the construction, operation and maintenance of the San Lorenzo plant on a non-exclusive basis. Such Sublease Agreement was approved by the DENR on February 6, 2024 in accordance with the Seventh Paragraph of the Foreshore Lease Contract. The sublease term is for a period of 23 years or until July 3, 2048 or upon termination of the Foreshore Lease Contract. The term may be extended upon mutual agreement between the parties subject to an extension of the term of the Foreshore Lease Contract for an equivalent or greater period. FGP agrees to pay FGPC a yearly rental of ₱4.5 million, subject to an equitable increase pursuant to the Foreshore Lease contract.

- FGPC and FNPC also entered into a Sublease Agreement to sublease and use the parcel of land covered by a Foreshore Lease Contract. The subleased area is where the intake-outfall pipeline systems of FNPC are located. The DENR approved the Sublease Agreement on February 6, 2024. FNPC agrees to pay FGPC a yearly rental of ₱8.6 million, subject to an equitable increase pursuant to the Foreshore Lease Contract.

FGEN LNG Charter Hires

- *FSRU Time Charter Party (FSRU TCP)*
  On April 3, 2021, FGEN LNG executed a five-year FSRU TCP with BW FSRU IV Pte. Ltd. (BW FSRU), a wholly owned subsidiary of BW Gas Limited, for the charter of BW Batangas (previously named BW Paris) that will serve as the Floating Storage and Regasification Unit (FSRU) for the IOT Project. On March 17, 2023, BW FSRU novated all its rights and obligations under the FSRU TCP to BW Batangas Inc. (BW Batangas), a Philippine-registered company. After the performance of the completion tests, the parties agreed that December 10, 2023 is the Acceptance Date under the FSRU TCP.

  Under the FSRU TCP, FGEN LNG shall pay BW Batangas the daily hire fee as well as other reimbursable costs (including the one-time costs upon the arrival of the FSRU). The cost of the daily hire under the FSRU TCP, from the Acceptance Date until the end of term, was set-up as right-of-use assets and lease liabilities. The one-time costs upon the arrival of the FSRU was also recognized as part of the right-of-use assets.

- *Tugs TCP*
  On June 2, 2021, FGEN LNG executed a 10-year Tugs TCP with Svitzer Bahrain W.L.L (Svitzer), a wholly owned subsidiary of the A.P. Moller-Maersk Group, for the charter of four tugs for the provision of towage and other vessel support services to FGEN LNG's terminal. On July 13, 2022, Svitzer novated all its rights and obligations under the Tugs TCP to BBTI, a Philippine-registered company. An Amended and Restated Tugs TCP was also signed on July 13, 2022 between FGEN LNG and BBTI. After the completion of the acceptance tests, the Service Commencement date of July 7, 2023 was agreed by the parties.

Under the Tugs TCP, FGEN LNG shall pay BBTI the daily hire fee as well as other reimbursable costs. The cost of the daily hire under the Tugs TCP, from the Service Commencement date until the end of term, was set-up as right-of use assets and lease liabilities.

EDC
EDC's lease commitments pertain mainly to office space and warehouse rentals.

The following are the amounts recognized in the Group's consolidated statement of income:

	2025	2024
		(In Millions)
Depreciation expense of right-of-use assets (Note 23)	**₱2,096**	₱2,365
Interest expense on lease liabilities (Note 19)	**225**	659
Expenses relating to short-term leases (included in general and administrative expenses)	**281**	138
Total amount recognized in the consolidated statement of income	**₱2,602**	₱3,162

32. **Contingencies**

a. Tax Contingencies

The Group, in consultation with its external and internal legal and tax counsels, believe that its position on these assessments are consistent with relevant laws and believe that these proceedings will not have a material adverse effect on the consolidated financial statements. However, it is possible that future results of operations could be materially affected by changes in the estimates or the effectiveness of management's strategies relating to these proceedings. As at December 31, 2025 and 2024, management has developed an estimate of the probable cash outflow to settle these assessments and has recognized provision for these liabilities.

As allowed by PAS 37, no further disclosures were provided as this might prejudice the Group's position on this matter.

b. Writ of Kalikasan

On November 19, 2010, the SC issued a *Writ of Kalikasan* with Temporary Environmental Protection Order resulting from a petition filed by the West Tower Condominium Corporation, et al., against respondents FPIC, First Gen, their respective BODs and officers and John Does and Richard Roes. The petition was filed in connection with the oil leak at the basement of the West Tower Condominium which is being attributed to a portion of FPIC's pipeline located in Bangkal, Makati City.

FPIC filed an application for DOE's issuance of the required certification, and on October 25, 2013 the DOE issued a certification that the white oil pipeline is safe to return to commercial operations. FPIC submitted the DOE certification to the SC on October 29, 2013. On June 16, 2015, the SC issued another resolution recognizing the powers of the DOE to oversee the operation of the pipelines. The resolution also stated that the DOE is fully authorized by law to issue an order for the return to commercial operations of the pipeline following the conduct of integrity tests. Petitioners have filed several motions for the SC to reconsider this resolution.

As at March 26, 2026, the final resolution of the Writ remains pending with the SC.

c. Complaints filed by West Tower Condominium Corporation and Unit Owners and Residents

West Tower Condominium Corporation and a number of unit owners and residents of West Tower have filed a civil case for damage suits against FPIC, its directors and officers, First Gen, Pilipinas Shell Petroleum Corporation and Chevron Philippines, Inc. for a total approximate amount of ₱2.5 billion representing actual, moral, exemplary damages, medical fund and lawyers' fees. In a resolution dated June 30, 2014, the CA

denied the petition of the West Tower and affirmed the trial court's recognition of the case as being an ordinary action for damages. The CA, however, also ruled that the individual residents who joined West Tower in the civil case need not file separate cases, but instead can be joined as parties in the present case. West Tower and FPIC each filed a motion for partial reconsideration, with West Tower arguing that the case is an ordinary action for damages, and FPIC assailing the ruling that the individual residents can be joined as parties in the present case. Both motions were denied in a CA resolution dated December 11, 2014. On February 20, 2015, FPIC filed before the SC a Petition for Review of the CA's denial of its Motion for Partial Reconsideration.

A criminal complaint for negligence under Article 365 of the Revised Penal Code was filed against FPIC directors and some of its officers, as well as directors of First Gen, Pilipinas Shell Petroleum Corporation and Chevron Philippines, Inc. On January 22, 2018, the consolidated criminal cases were called for a continuation of preliminary investigation before Assistant Senior City Prosecutor (ASCP) and the parties were ordered to submit their respective memorandum of the case, and after which the pending matters will be submitted for resolution.

On February 22, 2018, the ASCP ruled to dismiss the criminal case for lack of probable cause. The prosecutor held that considering that the respondent-directors and officers of FPIC, First Gen, Shell and Chevron were not personally, directly or in supervisory capacity assigned to perform acts of operation, maintenance and control over the pipeline, they cannot be held criminally liable for negligence under Article 365 of the Revised Penal Code.

On January 7, 2019, FPIC secured a certificate from the Department of Justice that no appeal or petition for review of the February 22, 2018 resolution has been filed. As at March 26, 2026, the case remains pending.

d. Legal claims

The Group is contingently liable for other lawsuits or claims filed by third parties, including labor related cases, which are pending decision by the courts, the outcomes of which are not presently determinable. In the opinion of management and its legal counsel, the eventual total liability from these lawsuits or claims, if any, will not have a material effect on the consolidated financial statements.

e. First Philec and its Subsidiaries

In 2012, First PV and FPNC initiated arbitration proceedings against Nexolon with the International Court of Arbitration of the ICC. The arbitral tribunal rendered the final award in October 2014 which required Nexolon to pay damages and pre-award interest to FPNC in the amount of ₱1.1 billion ($24.8 million) and a put option price to First PV in the amount of ₱2.09 billion. As at March 26, 2026, no payments have been made on the award by Nexolon which is reported to be in bankruptcy proceedings. First PV has filed the appropriate claims in the bankruptcy proceedings.

The claims have not been recognized in the First Philec entities' financial statements pursuant to PAS 37 which requires the recognition of contingent assets only when the realization of income is virtually certain.

33. **Other Matters**

First Gen

Proposed Amendments to the Electric Power Industry Reform Act (EPIRA)
Below are the proposed amendments to the EPIRA that, if enacted, may have a material effect on the First Gen Group's electricity generation business, financial condition and results of operations.

In the Philippine Congress, pending for committee approval as of December 31, 2025 are the following:

1. SBN-2348: Amending R.A. No. 9136 (The Electric Power Industry Reform Act of 2001)
2. SBN-2304: Energy Advocacy Counsel Act
3. SBN-1612: Amending R.A. No. 9136 (Electric Power Industry Reform Act of 2001)
4. SBN-486: Amending Sec. 43(T) of R.A. No. 9136 (Electric Power Industry Reform Act of 2001)
5. SBN-217: Removing the Public Offering Requirement of Generation Companies
6. SBN-487: An Act Enhancing the Governance Structure of the Energy Regulatory Commission
7. SBN-2217: Removal Of Public Offering Requirement Of Generation Companies
8. HB03430: An Act Amending Section 45 of R.A. No. 9136, otherwise known as the "Electric Power Industry Reform Act of 2001 or EPIRA", and For Other Purposes
9. HB03432: An Act Amending Section 31 of R.A. No. 9136, otherwise known as the "Electric Power Industry Reform Act of 2001 or EPIRA", and For Other Purposes
10. HB04263: An Act Amending Section 28 of R.A. No. 9136, otherwise known as the "Electric Power Industry Reform Act of 2001 or EPIRA"
11. HB08151: An Act Amending Section 23 of R.A. No. 9136, otherwise known as the "Electric Power Industry Reform Act of 2001 or EPIRA", and For Other Purposes
12. HR00312: A Resolution Directing The Committee on Energy To Conduct An Inquiry In Aid of Legislation on the Energy Regulatory Commission's (ERC) Rate Setting Functions In Accordance With The Mandate Prescribed Under Republic Act 9136 or Electric Power Industry Reform Act (EPIRA), And Recommend Measures To Ensure Fair Returns To Power Industry Players At The Lowest Possible Retail Rates To Electricity Consumers; And Other Such Matters That Impair The Ability Of The ERC To Discharge Its Regulatory Mandate In Accordance With EPIRA
13. HB0291: ERC Reform Act of 2025
14. HB00859: Mandates the government to construct, operate, and maintain power generating assets outside of market competition to ensure grid stability and supply reliability for ancillary purposes.
15. HB06740: Seeks to scrap the 12% Value-Added Tax (VAT) on electricity, covering sales of generation, transmission, and distribution companies.

As at March 26, 2026, the aforementioned bills are currently being deliberated in the committees.

On October 27, 2025, the ERC announced the approval of Resolution No. 17, Series of 2025, which updates the guidelines for power companies' compliance with the Public Offering Requirement (POR) under the EPIRA. The POR mandates that energy companies make at least 15% of their ownership available to the public.

First Gen Group cannot provide any assurance whether these proposed amendments will be enacted in their current form, or at all, or when any amendment to the EPIRA will be enacted. Proposed amendments to the EPIRA, including the above bills, as well as other legislation or regulation could have a material impact on First Gen Group's business, financial position and financial performance.

34. Events after the Financial Reporting Period

FPH

- On March 5, 2026, the Board of Directors of FPH approved the sale of 100% ownership of its wholly-owned subsidiary Pi Health, Inc.

First Gen

- On February 11, 2026, with the conformity of the lenders, First Gen fully paid its outstanding term loans with BDO and BPI totaling to ₱3,105.5 million plus accrued interest of ₱95.2 million.

- On February 12, 2026, First Gen and Vibrant Blue Sky entered a Deed of Assignment wherein First Gen assigned its shares of stock in FGEN Aqua to Vibrant Blue Sky.

FGEN Aqua

- On March 6, 2026, Prime Infrastructure, Inc. (PII), and Prime Hydropower Energy, Inc. (PHEI) and FGEN Aqua Power Holdings, Inc. (FGEN Aqua), a wholly-owned subsidiary of First Gen, entered into an Agreement to Subscribe to and Purchase Shares (the "Agreement"). Under this Agreement, the parties agreed to implement steps that will result in FGEN Aqua obtaining indirect equity ownership in Ahunan Power, Inc. (API), which is the owner and developer of the 1,400MW Pakil Pumped Storage Hydroelectric Power Project in Laguna (Pakil Project), and Olympia Violago Water and Power, Inc. (OVWPI), which is the owner and developer of the 600MW Wawa Pumped Storage Hydroelectric Power Project in Rizal (Wawa Project). API and OVWPI are direct and indirect subsidiaries of Prime Infra, respectively.

  On March 13, 2026, FGEN Aqua and PII executed a Deed of Assignment, under which PII sold 30,000,000 PHEI common stocks to FGEN Aqua for ₱12.5 billion, which was fully paid on the same day. In addition, on March 13, 2026, FGEN Aqua and PHEI entered into two (2) Subscription Agreements, under which FGEN Aqua subscribed to a total of 102,984,825 PHEI shares for a total consideration of ₱49.4 billion. Of this amount, ₱4.0 billion was paid on the same day, with the remaining balance payable through 2029.

  As a result of these transactions, FGEN Aqua holds a 33.33% ownership interest in PHEI as at March 26, 2026.

FRLC

- On February 16, 2026, with the conformity of the lenders, FRLC fully paid its outstanding term loans with BDO, BPI and RCBC totaling to ₱15,000.0 million plus accrued interest of ₱486.3 million.

EDC

- On January 6, 2026, EDC has drawn ₱2,000.0 million from its term loan facility with BPI.

- On February 11, 2026, EDC has drawn ₱2,000.0 million from its term loan facility with BDO.

FGEN Power Ventures

- On March 11, 2026, FGEN Power Ventures broke ground on its first utility-scale solar facility (Inara Solar Power Plant), a 54MW solar plant located in Batangas province, scheduled for completion by mid-2027. In the future, the site can house battery energy storage systems and can scale up to 100MW.

Rockwell

- On February 10, 2026, Rockwell Land acquired additional 12,104 common shares, representing 1.48% of the issued and outstanding capital stock in Alabang Commercial Corporation. As a result of this transaction, Rockwell Land's ownership interest increased to 76.38% as at March 26, 2026.

- On March 18, 2026, Rockwell Land successfully raised ₱10.0 billion through the issuance of (i) 3-year bonds due 2029 with an interest rate of 5.5666% per annum, and (ii) 5-year bonds due 2031 with an interest rate of 5.8595% per annum. This issuance is the first tranche out of Rockwell Land's ₱20.0 billion bonds under the shelf-registered program of the Securities and Exchange Commission. The bonds have been duly listed on PDEx.

35. Standards Issued but not yet Effective

Pronouncements issued but not yet effective are listed below. Unless otherwise indicated, the Group does not expect that the future adoption of the said pronouncements will have a significant impact on its consolidated financial statements. The Group intends to adopt the following pronouncements when they become effective.

Effective beginning on or after January 1, 2026

- Amendments to Illustrative Examples on PFRS 7, PFRS 18, PAS 1, PAS 8, PAS 26 and PAS 37, *Disclosures about Uncertainties in the Financial Statements*

  The amendments add illustrative examples to several PFRS Accounting Standards intended to improve the reporting of climate-related and other uncertainties in the financial statements, particularly to address stakeholders' concerns about consistency of information within the general-purpose financial reports and sufficient information on climate-related risks and other uncertainties in the financial statements.

  The examples address topics such as materiality judgements, significant judgements and estimates, and aggregation and disaggregation.

  The illustrative examples are not an integral part of PFRS Accounting Standards and, as such, do not have an effective date or transition requirements. However, an entity is expected to be entitled to sufficient time to implement any changes to align the information disclosed in its financial statements with the illustrative examples. Determining how much time is sufficient is a matter of judgement that depends on an entity's particular facts and circumstances. Nonetheless, an entity would be expected to implement any changes on a timely basis.

- Amendments to PFRS 9 and PFRS 7, *Classification and Measurement of Financial Instruments*

  The amendments clarify that a financial liability is derecognized on the 'settlement date', i.e., when the related obligation is discharged, cancelled, expires or the liability otherwise qualifies for derecognition. They also introduce an accounting policy option to derecognize financial liabilities that are settled through an electronic payment system before settlement date if certain conditions are met.

  The amendments also clarify how to assess the contractual cash flow characteristics of financial assets that include environmental, social and governance (ESG)-linked features and other similar contingent features. Furthermore, the amendments clarify the treatment of non-recourse assets and contractually linked instruments.

- Amendments to PFRS 9 and PFRS 7, *Contracts Referencing Nature-dependent Electricity*

  The amendments only apply to contracts that reference nature-dependent electricity such as contracts to buy or sell nature-dependent electricity, as well as financial instruments that reference such electricity. This amendment cannot be applied by analogy to other contracts, items or transactions.

  The amendments clarify the application of the 'own-use' requirements for in-scope contracts, amend the designation requirements for a hedge item in a cash flow hedging relationship for in-scope contracts and include new disclosure requirements.

- Annual Improvements to PFRS Accounting Standards—Volume 11

  The amendments are limited to changes that either clarify the wording in an Accounting Standard or correct relatively minor unintended consequences, oversight or conflicts between the requirements in the Accounting Standards. The following is the summary of the Standards involved and their related amendments.

  - Amendments to PFRS 1, *Hedge Accounting by a First-time Adopter*
    The amendments included in paragraphs B5 and B6 of PFRS 1 cross references to the qualifying criteria for hedge accounting in paragraph 6.4.1(a), (b) and (c) of PFRS 9. These are intended to address potential

confusion arising from an inconsistency between the wording in PFRS 1 and the requirements for hedge accounting in PFRS 9.

- Amendments to PFRS 7, *Gain or Loss on Derecognition*
  The amendments updated the language of paragraph B38 of PFRS 7 on unobservable inputs and included a cross reference to paragraphs 72 and 73 of PFRS 13.

- Amendments to PFRS 9
  a) Lessee Derecognition of Lease Liabilities
     The amendments to paragraph 2.1 of PFRS 9 clarified that when a lessee has determined that a lease liability has been extinguished in accordance with PFRS 9, the lessee is required to apply paragraph 3.3.3 and recognize any resulting gain or loss in profit or loss.

  b) Transaction Price
     The amendments to paragraph 5.1.3 of PFRS 9 replaced the reference to 'transaction price as defined by PFRS 15 *Revenue from Contracts with Customers'* with 'the amount determined by applying PFRS 15'. The term 'transaction price' in relation to PFRS 15 was potentially confusing and so it has been removed. The term was also deleted from Appendix A of PFRS 9.

- Amendments to PFRS 10, *Determination of a 'De Facto Agent*'
  The amendments to paragraph B74 of PFRS 10 clarified that the relationship described in B74 is just one example of various relationships that might exist between the investor and other parties acting as de facto agents of the investor.

- Amendments to PAS 7, *Cost Method*
  The amendments to paragraph 37 of PAS 7 replaced the term 'cost method' with 'at cost', following the prior deletion of the definition of 'cost method'.

Effective beginning on or after January 1, 2027

- PFRS 17, *Insurance Contracts*

  PFRS 17 is a comprehensive new accounting standard for insurance contracts covering recognition and measurement, presentation and disclosure. Once effective, PFRS 17 will replace PFRS 4, *Insurance Contracts*. This new standard on insurance contracts applies to all types of insurance contracts (i.e., life, non-life, direct insurance and re-insurance), regardless of the type of entities that issue them, as well as to certain guarantees and financial instruments with discretionary participation features. A few scope exceptions will apply.

  The overall objective of PFRS 17 is to provide an accounting model for insurance contracts that is more useful and consistent for insurers. In contrast to the requirements in PFRS 4, which are largely based on grandfathering previous local accounting policies, PFRS 17 provides a comprehensive model for insurance contracts, covering all relevant accounting aspects. The core of PFRS 17 is the general model, supplemented by:
  - A specific adaptation for contracts with direct participation features (the variable fee approach)
  - A simplified approach (the premium allocation approach) mainly for short-duration contracts

  On December 15, 2021, the FSRSC amended the mandatory effective date of PFRS 17 from January 1, 2023 to January 1, 2025. Thereafter, on February 14, 2025, the FSRSC approved the amendment to PFRS 17 that further defers the date of initial application by an additional two (2) years, to annual periods beginning on or after January 1, 2027. This will provide more time for the insurance industry to fully prepare and assess the impact of adopting the said standard.

- PFRS 18, *Presentation and Disclosure in Financial Statements*

  The standard replaces PAS 1 Presentation of Financial Statements and responds to investors' demand for better information about companies' financial performance. The new requirements include:

- Required totals, subtotals and new categories in the statement of profit or loss
- Disclosure of management-defined performance measures
- Guidance on aggregation and disaggregation

- PFRS 19, *Subsidiaries without Public Accountability*

  The standard allows eligible entities to elect to apply PFRS 19's reduced disclosure requirements while still applying the recognition, measurement and presentation requirements in other PFRS Accounting Standards.

  In 2025, PFRS 19 was amended to provide reduced disclosure requirements for new or amended PFRS Accounting Standards adopted by the FSRSC from the issuances of the IASB between February 2021 and May 2024.

  The application of the standard is optional for eligible entities.

- Amendments to PAS 21, *Translation to a Hyperinflationary Presentation Currency*

  The amendments introduce translation requirements for entities translating their financial statements, or the results and financial position of a foreign operation, from a functional currency that is the currency of a non-hyperinflationary economy to a presentation currency that is the currency of a hyperinflationary economy.

Deferred effectivity

- Amendments to PFRS 10 and PAS 28, *Sale or Contribution of Assets between an Investor and its Associate or Joint Venture*

  The amendments address the conflict between PFRS 10 and PAS 28 in dealing with the loss of control of a subsidiary that is sold or contributed to an associate or joint venture. The amendments clarify that a full gain or loss is recognized when a transfer to an associate or joint venture involves a business as defined in PFRS 3. Any gain or loss resulting from the sale or contribution of assets that does not constitute a business, however, is recognized only to the extent of unrelated investors' interests in the associate or joint venture.

  On January 13, 2016, the FSRSC deferred the original effective date of January 1, 2016 of the said amendments until the IASB completes its broader review of the research project on equity accounting that may result in the simplification of accounting for such transactions and of other aspects of accounting for associates and joint ventures.

SECURITIES AND EXCHANGE COMMISSION
THE SEC HEADQUARTERS 7907 Makati Avenue, Salcedo Village, Bel-Air, Makati City
1209 Trunk Line No:02-5322-7696 Email Us:www.sec.gov.phmessagesmo@sec.gov.ph

The following document has been received:

Receiving: ICTD ERMD
Receipt Date and Time: April 14, 2026 05:00:24 PM

Company Information

SEC Registration No.: 0000019073
Company Name: FIRST PHIL. HOLDINGS CORP.
Industry Classification: J66940
Company Type: Stock Corporation

Document Information

Document ID: OST104142026811216942
Document Type: Financial Statement
Document Code: FS
Period Covered: December 31, 2025
Submission Type: Parent
Remarks: None

Acceptance of this document is subject to review of forms and contents

FPH
A Lopez Group Company

6th Floor, Rockwell Business Center Tower 3,
Ortigas Avenue, Pasig City 1604 Philippines

+632 8555 8000
www.fphc.com

STATEMENT OF MANAGEMENT'S RESPONSIBILITY FOR FINANCIAL STATEMENTS

The management of First Philippine Holdings Corporation (the Company) is responsible for the preparation and fair presentation of the parent financial statements including the schedules attached therein, for the years ended December 31, 2025 and 2024, in accordance with the prescribed financial reporting framework indicated therein, and for such internal control as management determines is necessary to enable the preparation of parent financial statements that are free from material misstatement, whether due to fraud or error.

In preparing the parent financial statements, management is responsible for assessing the Company's ability to continue as a going concern, disclosing, as applicable matters related to going concern and using the going concern basis of accounting unless management either intends to liquidate the Company or to cease operations, or has no realistic alternative but to do so.

The Board of Directors is responsible for overseeing the Company's financial reporting process.

The Board of Directors reviews and approves the parent financial statements including the schedules attached therein, and submits the same to the stockholders.

SyCip Gorres Velayo & Co., the independent auditor appointed by the stockholders, has audited the parent financial statements of the Company in accordance with Philippine Standards on Auditing, and in its report to the stockholders, has expressed its opinion on the fairness of presentation upon completion of such audit.

FEDERICO R. LOPEZ
Chairman of the Board
and Chief Executive Officer

FRANCIS GILES B. PUNO
President
and Chief Operating Officer

EMMANUEL ANTONIO P. SINGSON
Executive Vice President, Treasurer
and Chief Finance Officer

SUBSCRIBED AND SWORN to before me this APR 10 2026 day of _____ 2026, PASIG CITY affiants exhibited to me their Competent Evidence of Identity (CEI) and Community Tax Certificate (CTC) Nos. as follows:

Name	Details of CEI/CTC	Issued On/Issued At
Federico R. Lopez	DL#N17-80-012544/28291519	01-23-2026/Pasig City
Francis Giles B. Puno	CRN-0111-2221118-7/28319755	02-12-2026/Pasig City
Emmanuel Antonio P. Singson	CRN-0003-8856459-8/28319576	02-11-2026/Pasig City

REM JOSHUA T. SERRANO
NOTARY PUBLIC
ROLL NO. 77963
PASIG AND PATEROS PHILS.

REM JOSHUA T. SERRANO
NOTARY PUBLIC
FOR AND IN THE CITY OF PASIG
AND IN THE MUNICIPALITY OF PATEROS
UNTIL DECEMBER 31, 2026
PTR NO. 3986432; 01/08/2026, PASIG CITY
IBP NO. 536447; 12/26/2025, RIZAL (RSM)
MCLE COMPLIANCE NO. VIII-0025026; 4/14/2028
ROLL NO. 77963/APPOINTMENT NO. 114 (2026-2027)
21/F Robinsons-Equitable Tower, 4 ADB Ave. cor. Poveda St.
1605 Ortigas Center, Pasig City

Doc. No. 354;
Page No. 72;
Book No. V;
Series of 2026.

Miles Resullar <msresullar@firstgen.com.ph>

Your BIR AFS eSubmission uploads were received

1 message

eafs@bir.gov.ph <eafs@bir.gov.ph> Tue, Apr 14, 2026 at 4:25 PM
To: MSRESULLAR@firstgen.com.ph
Cc: CZUBANA.FPH@fphc.com

Hi FIRST PHILIPPINE HOLDINGS CORPORATION,

Valid files

- EAFS000288698ITRTY122025.pdf
- EAFS000288698TCRTY122025-01.pdf
- EAFS000288698OTHTY122025.pdf
- EAFS000288698RPTTY122025.pdf
- EAFS000288698AFSTY122025.pdf

Invalid file

- <None>

Transaction Code: **AFS-0-MZ4YMQST0NYVSV2MSQQTNQNQW09788KBKK**
Submission Date/Time: **Apr 14, 2026 04:25 PM**
Company TIN: **000-288-698**

Please be reminded that you accepted the terms and conditions for the use of this portal and expressly agree, warrant and certify that:

- The submitted forms, documents and attachments are complete, truthful and correct based on the personal knowledge and the same are from authentic records;
- The submission is without prejudice to the right of the BIR to require additional document, if any, for completion and verification purposes;
- The hard copies of the documents submitted through this facility shall be submitted when required by the BIR in the event of audit/investigation and/or for any other legal purpose.

This is a system-generated e-mail. Please do not reply.

SyCip Gorres Velayo & Co.
6760 Ayala Avenue
1226 Makati City
Philippines

Tel: (632) 8891 0307
Fax: (632) 8819 0872
sgv.ph

INDEPENDENT AUDITOR'S REPORT

The Board of Directors and the Stockholders
First Philippine Holdings Corporation
6th Floor, Rockwell Business Center Tower 3
Ortigas Avenue, Pasig City

Report on the Audit of the Parent Company Financial Statements

Opinion

We have audited the parent company financial statements of First Philippine Holdings Corporation (the Parent Company), which comprise the parent company statements of financial position as at December 31, 2025 and 2024, and the parent company statements of income, parent company statements of comprehensive income, parent company statements of changes in equity and parent company statements of cash flows for the years then ended, and notes to the parent company financial statements, including material accounting policy information.

In our opinion, the accompanying parent company financial statements present fairly, in all material respects, the financial position of the Parent Company as at December 31, 2025 and 2024, and its financial performance and its cash flows for the years then ended in accordance with Philippine Financial Reporting Standards (PFRS) Accounting Standards.

Basis for Opinion

We conducted our audits in accordance with Philippine Standards on Auditing (PSAs). Our responsibilities under those standards are further described in the *Auditor's Responsibilities for the Audit of the Parent Company Financial Statements* section of our report. We are independent of the Parent Company in accordance with the Code of Ethics for Professional Accountants in the Philippines (Code of Ethics) together with the ethical requirements that are relevant to our audit of the parent company financial statements in the Philippines, and we have fulfilled our other ethical responsibilities in accordance with these requirements and the Code of Ethics. We believe that the audit evidence we have obtained is sufficient and appropriate to provide a basis for our opinion.

Responsibilities of Management and Those Charged with Governance for the Parent Company Financial Statements

Management is responsible for the preparation and fair presentation of the parent company financial statements in accordance with PFRS Accounting Standards, and for such internal control as management determines is necessary to enable the preparation of parent company financial statements that are free from material misstatement, whether due to fraud or error.

In preparing the parent company financial statements, management is responsible for assessing the Parent Company's ability to continue as a going concern, disclosing, as applicable, matters related to going concern and using the going concern basis of accounting unless management either intends to liquidate the Parent Company or to cease operations, or has no realistic alternative but to do so.

Those charged with governance are responsible for overseeing the Parent Company's financial reporting process.

Auditor's Responsibilities for the Audit of the Parent Company Financial Statements

Our objectives are to obtain reasonable assurance about whether the parent company financial statements as a whole are free from material misstatement, whether due to fraud or error, and to issue an auditor's report that includes our opinion. Reasonable assurance is a high level of assurance, but is not a guarantee that an audit conducted in accordance with PSAs will always detect a material misstatement when it exists. Misstatements can arise from fraud or error and are considered material if, individually or in the aggregate, they could reasonably be expected to influence the economic decisions of users taken on the basis of these parent company financial statements.

As part of an audit in accordance with PSAs, we exercise professional judgment and maintain professional skepticism throughout the audit. We also:

- Identify and assess the risks of material misstatement of the parent company financial statements, whether due to fraud or error, design and perform audit procedures responsive to those risks, and obtain audit evidence that is sufficient and appropriate to provide a basis for our opinion. The risk of not detecting a material misstatement resulting from fraud is higher than for one resulting from error, as fraud may involve collusion, forgery, intentional omissions, misrepresentations, or the override of internal control.

- Obtain an understanding of internal control relevant to the audit in order to design audit procedures that are appropriate in the circumstances, but not for the purpose of expressing an opinion on the effectiveness of the Parent Company's internal control.

- Evaluate the appropriateness of accounting policies used and the reasonableness of accounting estimates and related disclosures made by management.

- Conclude on the appropriateness of management's use of the going concern basis of accounting and, based on the audit evidence obtained, whether a material uncertainty exists related to events or conditions that may cast significant doubt on the Parent Company's ability to continue as a going concern. If we conclude that a material uncertainty exists, we are required to draw attention in our auditor's report to the related disclosures in the parent company financial statements or, if such disclosures are inadequate, to modify our opinion. Our conclusions are based on the audit evidence obtained up to the date of our auditor's report. However, future events or conditions may cause the Parent Company to cease to continue as a going concern.

- Evaluate the overall presentation, structure and content of the parent company financial statements, including the disclosures, and whether the parent company financial statements represent the underlying transactions and events in a manner that achieves fair presentation.

We communicate with those charged with governance regarding, among other matters, the planned scope and timing of the audit and significant audit findings, including any significant deficiencies in internal control that we identify during our audit.

We also provide those charged with governance with a statement that we have complied with relevant ethical requirements regarding independence, and to communicate with them all relationships and other matters that may reasonably be thought to bear on our independence, and where applicable, related safeguards.

Report on the Supplementary Information Required Under Revenue Regulations 15-2010

Our audits were conducted for the purpose of forming an opinion on the parent company financial statements taken as a whole. The supplementary information required under Revenue Regulations 15-2010 in Note 27 to the parent company financial statements is presented for purposes of filing with the Bureau of Internal Revenue and is not a required part of the basic financial statements. Such information is the responsibility of the management of First Philippine Holdings Corporation. The information has been subjected to the auditing procedures applied in our audit of the basic financial statements. In our opinion, the information is fairly stated, in all material respects, in relation to the basic financial statements taken as a whole.

The engagement partner on the audit resulting in this independent auditor's report is Maria Veronica Andresa R. Pore.

SYCIP GORRES VELAYO & CO.

Maria Veronica Andresa R. Pore
Partner
CPA Certificate No. 90349
Tax Identification No. 164-533-282
BOA/PRC Reg. No. 0001, April 16, 2024, valid until August 23, 2026
SEC Partner Accreditation No. 90349-SEC (Group A)
Valid to cover audit of 2022 to 2026 financial statements
SEC Firm Accreditation No. 0001-SEC (Group A)
Valid to cover audit of 2021 to 2025 financial statements
BIR Accreditation No. 08-001998-071-2023, October 23, 2023, valid until October 22, 2026
PTR No. 10765107, January 2, 2026, Makati City

March 26, 2026

FIRST PHILIPPINE HOLDINGS CORPORATION
PARENT COMPANY STATEMENTS OF FINANCIAL POSITION
(Amounts in Millions)

	December 31	
	2025	2024
ASSETS		
Current Assets		
Cash and cash equivalents (Notes 4, 22 and 23)	**₱4,481**	₱3,223
Receivables (Notes 5, 6, 20, 22 and 23)	**114**	263
Other current assets	**60**	34
Total Current Assets	**4,655**	3,520
Noncurrent Assets		
Investments in and deposits to subsidiaries and associates (Note 6)	**48,472**	49,446
Financial assets at fair value through other comprehensive income (FVOCI) (Notes 7, 22 and 23)	**28,485**	23,910
Property and equipment (Note 8)	**65**	75
Investment properties (Notes 9 and 23)	**36**	36
Other noncurrent assets (Notes 10 and 21)	**864**	875
Total Noncurrent Assets	**77,922**	74,342
TOTAL ASSETS	**₱82,577**	₱77,862
LIABILITIES AND EQUITY		
Current Liabilities		
Accounts payable and other current liabilities (Notes 11, 13, 14, 20, 22, and 23)	**₱1,828**	₱1,789
Current portion of:		
Long-term debt (Notes 12, 22 and 23)	**1,357**	1,773
Lease liabilities (Note 21)	**–**	1
Total Current Liabilities	**3,185**	3,563
Noncurrent Liabilities		
Long-term debt - net of current portion (Notes 12, 22 and 23)	**8,998**	8,592
Retirement and other employee benefits liability (Note 17)	**763**	738
Total Noncurrent Liabilities	**9,761**	9,330
Total Liabilities	**12,946**	12,893
Equity		
Common stock (Note 13)	**6,096**	6,096
Capital in excess of par value (Note 13)	**3,989**	3,989
Accumulated unrealized gains on financial assets at FVOCI (Note 7)	**17,481**	12,906
Treasury stock (Note 13)	**(13,110)**	(9,754)
Retained earnings (Note 13):		
Appropriated	**38,200**	32,700
Unappropriated	**16,975**	19,032
Total Equity	**69,631**	64,969
TOTAL LIABILITIES AND EQUITY	**₱82,577**	₱77,862

See accompanying Notes to Parent Company Financial Statements.

FIRST PHILIPPINE HOLDINGS CORPORATION

PARENT COMPANY STATEMENTS OF INCOME

(Amounts in Millions except Earnings per Share)

	Years Ended December 31	
	2025	2024
REVENUE		
Dividend income (Notes 6 and 7)	**₱5,492**	₱4,808
GENERAL AND ADMINISTRATIVE EXPENSES (Note 15)	**1,024**	990
OTHER INCOME (EXPENSES)		
Finance costs (Notes 12 and 21)	**(645)**	(637)
Finance income (Note 4)	**128**	85
Impairment loss (Note 6)	**(105)**	–
Others - net (Notes 6, 9, 18 and 20)	**529**	576
	(93)	24
INCOME BEFORE INCOME TAX	**4,375**	3,842
PROVISION FOR CURRENT INCOME TAX (Note 19)	**11**	11
NET INCOME	**₱4,364**	₱3,831
Basic/Diluted Earnings per Share (Note 14)	**₱9.835**	₱8.268

See accompanying Notes to Parent Company Financial Statements.

FIRST PHILIPPINE HOLDINGS CORPORATION

PARENT COMPANY STATEMENTS OF COMPREHENSIVE INCOME

(Amounts in Millions)

	Years Ended December 31	
	2025	2024
NET INCOME	**₱4,364**	₱3,831
OTHER COMPREHENSIVE INCOME		
Other comprehensive income to be reclassified to profit or loss in subsequent periods		
Unrealized fair value gains on financial assets at FVOCI (Note 7)	**4,575**	2,863
Other comprehensive income not to be reclassified to profit or loss in subsequent periods		
Re-measurement of retirement liabilities (Note 17)	**55**	19
	4,630	2,882
TOTAL COMPREHENSIVE INCOME	**₱8,994**	₱6,713

See accompanying Notes to Parent Company Financial Statements.

FIRST PHILIPPINE HOLDINGS CORPORATION

PARENT COMPANY STATEMENTS OF CHANGES IN EQUITY

FOR THE YEARS ENDED DECEMBER 31, 2025 AND 2024

(Amounts in Millions, except per share data)

	Common Stock (Note 13)	Capital in Excess of Par Value (Note 13)	Accumulated Unrealized Gain on Financial Assets at FVOCI (Note 7)	Treasury Stock (Note 13)	Retained Earnings (Note 13)		Total
					Appropriated	Unappropriated	
Balances at January 1, 2025	**₱6,096**	**₱3,989**	**₱12,906**	**(₱9,754)**	**₱32,700**	**₱19,032**	**₱64,969**
Net income	**–**	**–**	**–**	**–**	**–**	**4,364**	**4,364**
Other comprehensive income	**–**	**–**	**4,575**	**–**	**–**	**55**	**4,630**
Buyback of common stocks	**–**	**–**	**–**	**(3,356)**	**–**	**–**	**(3,356)**
Reversal of retained earnings appropriation	**–**	**–**	**–**	**–**	**(32,700)**	**32,700**	**–**
Appropriation of retained earnings	**–**	**–**	**–**	**–**	**38,200**	**(38,200)**	**–**
Cash dividends - Common (₱2.20 per share)	**–**	**–**	**–**	**–**	**–**	**(976)**	**(976)**
Balances at December 31, 2025	**₱6,096**	**₱3,989**	**₱17,481**	**(₱13,110)**	**₱38,200**	**₱16,975**	**₱69,631**
Balance at January 1, 2024	₱6,096	₱3,989	₱10,043	(₱9,700)	₱32,700	₱16,201	₱59,329
Net income	–	–	–	–	–	3,831	3,831
Other comprehensive income	–	–	2,863	–	–	19	2,882
Buyback of common stocks	–	–	–	(54)	–	–	(54)
Cash dividends - Common (₱2.20 per share)	–	–	–	–	–	(1,019)	(1,019)
Balances at December 31, 2024	₱6,096	₱3,989	₱12,906	(₱9,754)	₱32,700	₱19,032	₱64,969

See accompanying Notes to Parent Company Financial Statements.

FIRST PHILIPPINE HOLDINGS CORPORATION
PARENT COMPANY STATEMENTS OF CASH FLOWS
(Amounts in Millions)

	Years Ended December 31	
	2025	2024
CASH FLOWS FROM OPERATING ACTIVITIES		
Income before income tax	**₱4,375**	₱3,842
Adjustments for:		
Dividend income (Notes 6 and 7)	**(5,492)**	(4,808)
Finance costs (Notes 12, 21 and 22)	**645**	637
Finance income (Note 4)	**(128)**	(85)
Impairment loss (Note 6)	**105**	–
Loss on sale of investment (Note 6)	**92**	–
Movement in retirement and other employee benefits liability (Note 17)	**25**	64
Depreciation and amortization (Notes 8, 9, 15 and 21)	**33**	54
Operating loss before working capital changes	**(345)**	(296)
Decrease (increase) in:		
Receivables	**(49)**	(4)
Other assets	**(36)**	48
Increase (decrease) in accounts payable and other current liabilities	**47**	(62)
Net cash used in operations	**(383)**	(314)
Interest received	**125**	85
Net cash used in operating activities	**(258)**	(229)
CASH FLOWS FROM INVESTING ACTIVITIES		
Dividends received (Notes 5, 6 and 7)	**5,692**	4,808
Proceeds from:		
Sale of investment (Note 6)	**1,007**	–
Disposal of property and equipment (Note 8)	**1**	1
Additions to:		
Investments in and deposits to subsidiaries and associates (Note 6)	**(232)**	(1,122)
Property and equipment (Note 8)	**(11)**	(32)
Increase in other noncurrent assets	**(3)**	(28)
Net cash flows from investing activities	**6,454**	3,627
CASH FLOWS FROM FINANCING ACTIVITIES (Note 24)		
Proceeds from availment of loans (Note 12)	**3,973**	730
Payments of:		
Long-term debt (Note 12)	**(3,986)**	(1,472)
Dividends (Notes 11, 13 and 14)	**(956)**	(991)
Interest (Note 12)	**(612)**	(637)
Lease liabilities (Note 21)	**(1)**	(17)
Buyback of common stock (Note 13)	**(3,356)**	(54)
Net cash flows used in financing activities	**(4,938)**	(2,441)
NET INCREASE IN CASH AND CASH EQUIVALENTS	**1,258**	957
CASH AND CASH EQUIVALENTS AT BEGINNING OF YEAR	**3,223**	2,266
CASH AND CASH EQUIVALENTS AT END OF YEAR (Note 4)	**₱4,481**	₱3,223

See accompanying Notes to Parent Company Financial Statements.

FIRST PHILIPPINE HOLDINGS CORPORATION
NOTES TO PARENT COMPANY FINANCIAL STATEMENTS

1. Corporate Information

First Philippine Holdings Corporation (the Parent Company) was incorporated in the Philippines and registered with the Philippine Securities and Exchange Commission (SEC) on June 30, 1961. The Parent Company's principal activity is to hold investments in subsidiaries and associates. The subsidiaries and associates of the Parent Company are engaged primarily in, but not limited to, power generation, real estate development, energy solutions, manufacturing, and construction and other services.

The Parent Company is 60.67% and 55.66% owned by Lopez Holdings Corporation (Lopez Holdings), a publicly-listed Philippine-based entity as at December 31, 2025 and 2024, respectively. Majority of Lopez Holdings is owned by Lopez, Inc., a Philippine entity and the ultimate parent company.

The common stocks of the Parent Company were listed on May 3, 1963 and have since been traded on the Philippine Stock Exchange, Inc. (PSE). The Parent Company is considered a public company under Section 17.2 of the Securities Regulation Code.

The registered office address of the Parent Company is 6th Floor, Rockwell Business Center Tower 3, Ortigas Avenue, Pasig City.

The parent company financial statements as at and for the years ended December 31, 2025 and 2024 were reviewed and recommended for approval by the Audit Committee on March 19, 2026. The Board of Directors (BOD) approved and authorized the issuance of the parent company financial statements on March 26, 2026.

2. Summary of Material Accounting Policies

Basis of Preparation

The parent company financial statements have been prepared in compliance with Philippine Financial Reporting Standards (PFRS) Accounting Standards as issued by the Philippine Financial and Sustainability Reporting Standards Council (FSRSC) and adopted by the Philippine SEC.

The parent company financial statements have been prepared on a historical cost basis, except for certain financial assets and liabilities that have been measured at fair value. The parent company financial statements are presented in Philippine peso and all values are rounded to the nearest million, except when otherwise indicated.

The Parent Company also prepares and issues consolidated financial statements in compliance with PFRS Accounting Standards and for the same period as the parent company financial statements. These are filed with and may be obtained from the Philippine SEC and PSE.

Material Accounting and Financial Reporting Policies

The accounting policies adopted are consistent with those of the previous financial year, except for the adoption of Amendments to Philippine Accounting Standard (PAS) 21, *Lack of exchangeability*, effective in 2025. The amendments specify how an entity should assess whether a currency is exchangeable and how it should determine a spot exchange rate when exchangeability is lacking.

Current Versus Noncurrent Classification
The Parent Company presents assets and liabilities in the parent company statement of financial position based on current/noncurrent classification.

An asset is current when it is:
- Expected to be realized or intended to be sold or consumed in the normal operating cycle;
- Held primarily for the purpose of trading;
- Expected to be realized within 12 months after the financial reporting date; or
- Cash or cash equivalents unless restricted from being exchanged or used to settle a liability for at least 12 months after the financial reporting date.

All other assets are classified as noncurrent.

A liability is classified as current when:
- It is expected to be settled in the normal operating cycle;
- It is held primarily for the purpose of trading;
- It is due to be settled within 12 months after the financial reporting date; or
- There is no unconditional right to defer the settlement of the liability for at least 12 months after the financial reporting date.

The Parent Company classifies all other liabilities as noncurrent.

Deferred tax assets and liabilities and net retirement assets and liabilities are classified as noncurrent assets and liabilities, respectively.

Cash and Cash Equivalents
Cash includes cash on hand and in banks. Cash equivalents are short-term, highly liquid investments that are readily convertible to known amount of cash, with remaining maturities of three months or less and that are subject to an insignificant risk of change in value.

Financial Instruments
Initial Recognition and Subsequent Measurement. A financial instrument is any contract that gives rise to a financial asset of one entity and financial liability or equity instrument of another entity.

a. Financial Assets

Initial recognition and measurement. Financial assets are classified as financial assets measured at amortized cost, fair value through profit or loss (FVPL) and FVOCI.

The classification of financial assets at initial recognition depends on the financial asset's contractual cash flow characteristics and the Parent Company's business model for managing them. With the exception of trade receivables that do not contain a significant financing component or for which the Parent Company has applied the practical expedient, the Parent Company initially measures a financial asset at its fair value plus, in the case of a financial asset not at FVPL, transaction costs. Trade receivables that do not contain a significant financing component or for which the Parent Company has applied the practical expedient are measured at the transaction price determined under PFRS 15, *Revenue from Contracts with Customers.* In order for a financial asset to be classified and measured at amortized cost or FVOCI, it needs to give rise to cash flows that are "solely payments of principal and interest (SPPI)" on the principal amount outstanding. This assessment is referred to as the SPPI test and is performed at an instrument level. Financial assets with cashflows that are not SPPI are classified and measured at FVPL, irrespective of the business model.

The Parent Company's business model for managing financial assets refers to how it manages its financial assets in order to generate cash flows. The business model determines whether cash flows will result from collecting contractual cash flows, selling the financial assets, or both.

Financial assets classified and measured at amortized cost are held within a business model with the objective to hold financial assets in order to collect contractual cash flows while financial assets classified and measured at FVOCI are held within a business model with the objective of both holding to collect contractual cash flows and selling.

Purchases or sales of financial assets that require delivery of assets within a time frame established by regulation or convention in the market place (regular way trades) are recognized on the trade date, i.e., the date that the Parent Company commits to purchase or sell the asset.

The Parent Company has no financial assets at FVOCI with recycling of cumulative gains or losses (debt instruments) as at December 31, 2025 and 2024.

Subsequent Measurement. The subsequent measurement of financial assets depends on their classification as described below:

- *Financial assets at Amortized Cost.* This category is the most relevant to the Parent Company. Financial assets at amortized cost are subsequently measured using effective interest rate (EIR) method and are subject to impairment. Gains and losses are recognized in parent company statement of income when the asset is derecognized, modified or impaired.

  This category includes the Parent Company's cash and cash equivalents and receivables.

- *Financial Assets at FVPL*. Financial assets at FVPL include financial assets held for trading, financial assets designated upon initial recognition at FVPL, or financial assets mandatorily required to be measured at fair value. Financial assets are classified as held for trading if they are acquired for the purpose of selling or repurchasing in the near term. Derivatives, including separated embedded derivatives, are accounted for as financial assets at FVPL unless they are designated as effective hedging instruments. Financial assets with cash flows that are not SPPI are classified and measured at FVPL, irrespective of the business model. Notwithstanding the criteria for debt instruments to be classified at amortized cost or at FVOCI, as described above, debt instruments may be designated at FVPL on initial recognition if doing so eliminates, or significantly reduces, an accounting mismatch.

  Financial assets at FVPL are carried in the parent company statement of financial position at fair value with net changes in fair value recognized in the parent company statement of income. Gains or losses on investments held for trading are recognized in the parent company statement of income as part of "Mark-to-market gain or loss".

  This category includes unquoted equity instruments which the Parent Company had not irrevocably elected to classify at FVOCI. Dividends on listed equity instruments are also recognized as part of "Dividend income" account in the parent company statement of income when the right of payment has been established.

- *Financial Assets designated at FVOCI (equity instruments)*. Upon initial recognition, the Parent Company can elect to classify irrevocably its equity investments as equity instruments designated at FVOCI when they meet the definition of equity under PAS 32, *Financial Instruments: Presentation* and are not held for trading. The classification is determined on an instrument-by-instrument basis.

Gains and losses on these financial assets are never recycled to the parent company statement of income. Dividends are recognized as part of "Dividend income" account in the parent company statement of income when the right of payment has been established, except when the Parent Company benefits from such proceeds as a recovery of part of the cost of the financial asset, in which case, such gains are recorded in other comprehensive income (OCI). Equity instruments designated at FVOCI are not subject to impairment assessment.

The Parent Company elected to classify irrevocably its non-listed equity investments under this category. This category includes the Parent Company's quoted and unquoted equity securities and proprietary shares.

Derecognition. A financial asset (or, where applicable, a part of a financial asset or part of a group of similar financial assets) is derecognized when:

- the right to receive cash flows from the asset has expired; or
- the Parent Company has transferred its right to receive cash flows from the asset or has assumed an obligation to pay the received cash flows in full without material delay to a third party under a "pass-through" arrangement; and
- either the Parent Company (a) has transferred substantially all the risks and rewards of the asset, or (b) the Parent Company has neither transferred nor retained substantially all the risks and rewards of the asset but has transferred control of the asset.

When the Parent Company has transferred its rights to receive cash flows from an asset or has entered into a pass-through arrangement, it evaluates if and to what extent it has retained the risks and rewards of ownership. When it has neither transferred nor retained substantially all the risks and rewards of the asset nor transferred control of the asset, the asset is recognized to the extent of the Parent Company's continuing involvement. In that case, the Parent Company also recognizes an associated liability. The transferred asset and the associated liability are measured on a basis that reflects the rights and obligations that the Parent Company has retained.

Continuing involvement that takes the form of a guarantee over the transferred assets is measured at the lower of the original carrying amount of the asset and the maximum amount of consideration that the Parent Company could be required to repay.

Impairment of Financial Assets. The Parent Company applies the expected credit loss (ECL) model on the impairment for all debt instruments not held at FVPL. ECLs are based on the difference between the contractual cash flows due in accordance with the contract and all the cashflows that the Parent Company expects to receive, discounted at an approximation of the original EIR. The expected cash flows will include cash flows from the sale of collateral held or other credit enhancements that are integral to the contractual terms.

ECLs are recognized in two stages. For credit exposures for which there has not been a significant increase in credit risk since initial recognition, ECLs are provided for credit losses that result from default events that are possible within the next 12 months (a 12-month ECL). For those credit exposures for which there has been a significant increase in credit risk since initial recognition, a loss allowance is required for credit losses expected over the remaining life of the exposure, irrespective of the timing of the default (a lifetime ECL).

The Parent Company applies a simplified approach in calculating ECLs. Therefore, the Parent Company does not track changes in credit risk, but instead recognizes a loss allowance based on lifetime ECL at each reporting date. The Parent Company has established a provision matrix that

is based on its historical credit loss experience, adjusted for forward-looking factors specific to the debtors and the economic environment.

The Parent Company considers a financial asset in default when contractual payments are 90 days past due. However, in certain cases, the Parent Company may also consider a financial asset to be in default when internal or external information indicates that the Parent Company is unlikely to receive the outstanding contractual amounts in full before taking into account any credit enhancements held by the Parent Company. A financial asset is written off when there is no reasonable expectation of recovering the contractual cash flows.

Determining the stage for impairment. At each reporting date, the Parent Company assesses whether there has been a significant increase in credit risk for financial assets since initial recognition by comparing the risk of a default occurring over the expected life between the reporting date and the date of initial recognition. The Parent Company considers reasonable and supportable information that is relevant and available without undue cost or effort for this purpose. This includes quantitative and qualitative information and forward-looking analysis. An exposure will migrate through the ECL stages as asset quality deteriorates. If, in a subsequent period, asset quality improves and also reverses any previously assessed significant increase in credit risk since origination, then the loss allowance measurement reverts from lifetime ECL to 12-month ECL.

Staging assessment. PFRS 9 establishes a three-stage approach for impairment of financial assets, based on whether there has been a significant increase in credit risk of a financial asset. Three stages then determine the amount of impairment to be recognized.

- Stage 1 is comprised of all non-impaired financial instruments which have not experienced a significant increase in credit risk since initial recognition. Entities are required to recognize 12-month ECL for stage 1 financial instruments. In assessing whether credit risk has increased significantly, entities are required to compare the risk of default occurring on the financial instrument as at the reporting date, with the risk of default occurring on the financial instrument at the date of initial recognition.

- Stage 2 is comprised of all nonfinancial instruments which have experienced a significant increase in credit risk since initial recognition. Entities are required to recognize lifetime ECL for stage 2 financial instruments. In subsequent reporting periods, if the credit risk of the financial instrument improves such that there is no longer significant increase in credit risk since initial recognition, then entities shall revert to recognizing 12-month ECL.

- Financial instruments are classified as stage 3 when there is objective evidence of impairment as a result of one or more loss events that have occurred after initial recognition with negative impact on the estimated future cash flows of a financial instrument or portfolio of financial instruments. The ECL model requires that lifetime ECL be recognized for impaired financial instruments, which is similar to the requirements under PAS 39 for impaired financial instruments.

b. Financial Liabilities

Initial Recognition and Measurement. Financial liabilities are classified, at initial recognition, as financial liabilities at FVPL, loans and borrowings, or as derivatives designated as hedging instruments in an effective hedge, as appropriate.

All financial liabilities are recognized initially at fair value and, in case of loans and borrowings, net of directly attributable transaction costs.

The Parent Company's financial liabilities include accounts payable and other current liabilities (excluding statutory taxes and subscription payable), lease liabilities and long-term debts.

Subsequent measurement. The measurement of financial liabilities depends on their classification as described below.

- *Financial liabilities at FVPL.* Financial liabilities at FVPL include financial liabilities held for trading and financial liabilities designated upon initial recognition at FVPL.

  Financial liabilities are classified as held for trading if they are incurred for the purpose of repurchasing in the near term. This category also includes derivative financial instruments entered into by the Parent Company that are not designated as hedging instruments in hedge relationships as defined by PFRS 9. Separated embedded derivatives are also classified as held for trading unless they are designated as effective hedging instruments.

  Gains or losses on liabilities held for trading are recognized in the profit or loss.

  Financial liabilities designated upon initial recognition at FVPL are designated at the initial date of recognition, and only if the criteria in PFRS 9 are satisfied. The Parent Company has not designated any financial liability at FVPL.

  Financial liabilities at amortized cost (loans and borrowings). This is the category most relevant to the Parent Company. After initial recognition, interest-bearing loans and borrowings are subsequently measured at amortized cost using EIR method. Amortized cost is calculated by taking into account any discount or premium on acquisition and fees or costs that are an integral part of the EIR. Gains and losses are recognized in profit or loss when the liabilities are derecognized as well through the EIR amortization process.

  This category generally applies to interest-bearing loans and borrowings.

  Derecognition. A financial liability is derecognized when the obligation under the liability is discharged or cancelled or has expired. Where an existing financial liability is replaced by another from the same lender on substantially different terms, or the terms of an existing liability are substantially modified, such an exchange or modification is treated as a derecognition of the original liability and the recognition of a new liability. The difference in the respective carrying amounts is recognized in profit or loss.

Offsetting of Financial Instruments

Financial assets and financial liabilities are offset and the net amount reported in the parent company statement of financial position if, and only if, there is a currently enforceable legal right to offset the recognized amounts and there is an intention to settle on a net basis, or to realize the asset and settle the liability simultaneously.

Fair Value Measurement

The Parent Company measures certain financial instruments at fair value at each financial reporting date. Also, the Parent Company discloses the fair values of investment properties and financial liabilities measured at amortized cost.

Fair value is the estimated price that would be received to sell an asset or paid to transfer a liability in an orderly transaction between market participants at the measurement date. The fair value measurement is based on the presumption that the transaction to sell the asset or transfer the liability takes place either:

- In the principal market for the asset or liability, or
- In the absence of a principal market, in the most advantageous market for the asset or liability.

The principal market or the most advantageous market must be accessible to the Parent Company.

The fair value of an asset or a liability is measured using the assumptions that market participants would use when pricing the asset or liability, assuming that market participants act in their economic best interest. A fair value measurement of a nonfinancial asset takes into account a market participant's ability to generate economic benefits by using the asset in its highest and best use or by selling it to another market participant that would use the asset in its highest and best use.

The Parent Company uses valuation techniques that are appropriate in the circumstances and for which sufficient data are available to measure fair value, maximizing the use of relevant observable inputs and minimizing the use of unobservable inputs.

All assets and liabilities for which fair value is measured or disclosed in the parent company financial statements are categorized within the fair value hierarchy, described as follows, based on the lowest level input that is significant to the fair value measurement as a whole:

- Level 1: Quoted (unadjusted) prices in active markets for identical assets or liabilities
- Level 2: Valuation techniques for which the lowest level input that is significant to the fair value measurement is directly or indirectly observable
- Level 3: Valuation techniques for which the lowest level input that is significant to the fair value measurement is unobservable

For assets and liabilities that are recognized in the parent company financial statements on a recurring basis, the Parent Company determines whether transfers have occurred between levels in the hierarchy by re-assessing categorization (based on the lowest level input that is significant to the fair value measurement as a whole) at the end of each financial reporting date.

For the purpose of fair value disclosures, the Parent Company has determined classes of assets and liabilities on the basis of the nature, characteristics and risks of the asset or liability and the level of the fair value hierarchy as explained above.

Investments in and Deposits to Subsidiaries and Associates

The Parent Company's investments in and deposits to subsidiaries (entities which the Parent Company controls) and associates (entities which the Parent Company has significant influence and are neither subsidiaries nor joint ventures) are carried in the parent company statement of financial position at cost less any accumulated impairment in value.

Deposits for future stock subscriptions represent non-refundable advances made by the Parent Company to its subsidiaries and associates for future additional investment and intends to be settled by the exchange of a fixed number of the subsidiaries' and associates' equity instruments.

An assessment of the carrying value of the investments in and deposits to subsidiaries and associates is performed when there is an indication that the investments and deposits are impaired.

Property and Equipment

Property and equipment, except land, are carried at cost less accumulated depreciation and amortization, and any accumulated impairment in value. Land is carried at cost less any accumulated impairment in value.

The initial cost of property and equipment comprises its purchase price and any directly attributable costs in bringing the asset to its working condition and location for its intended use. Cost also includes the cost of replacing part of such property and equipment if the recognition criteria are met.

Expenditures incurred after the property and equipment have been put into operation, such as repairs and maintenance costs, are normally recognized in the parent company statement of income in the period in which the costs are incurred. In situations where it can be clearly demonstrated that the expenditures have resulted in an increase in the future economic benefits expected to be obtained from the use of an item of property and equipment beyond its originally assessed standard of performance, the expenditures are capitalized as additional costs of the asset.

Depreciation is computed on a straight-line basis over the estimated useful lives of the assets as follows:

Categories	Number of Years
Buildings and leasehold improvements	5 to 20
Transportation equipment	5
Furniture and equipment	5

Leasehold improvements are amortized over their estimated useful life or the term of the lease, whichever is shorter.

The asset's residual values, useful lives and depreciation and amortization methods are reviewed at each financial year-end and adjusted prospectively, if appropriate.

An item of property and equipment is derecognized upon disposal or when no future economic benefits are expected from its use. Any gain or loss arising on derecognition of the asset (calculated as the difference between the net disposal proceeds and the carrying amount of the asset) is included in the parent company statement of income in the year the asset is derecognized.

Investment Properties

Investment properties consist of properties (land or a building or part of a building or a combination) held to earn rentals or for capital appreciation or both, rather than for:

a. use in the production or supply of goods or services or for administrative purposes; or
b. sale in the ordinary course of business.

These assets, except for land, are stated at cost, including transaction costs, less accumulated depreciation and any accumulated impairment in value. Land is carried at cost (initial purchase price and other cost directly attributable to such property) less any accumulated impairment in value.

Depreciation is computed using the straight-line method over the estimated useful lives of 5 to 20 years. The investment properties' residual values, useful lives and depreciation methods are reviewed at each financial year-end and adjusted prospectively, if appropriate.

Investment properties are derecognized either when they have been disposed of or when the investment properties are permanently withdrawn from use and no future economic benefit is

expected from its disposal. The difference between the net disposal proceeds and the carrying amount of the asset is recognized in the parent company statement of income in the period of derecognition.

Transfers are made to (or from) investment property only when there is a change in use. For a transfer from investment property to owner-occupied property, the deemed cost for subsequent accounting is the carrying amount of the asset at the date of change in use. If owner-occupied property becomes an investment property, the Parent Company accounts for such property in accordance with the policy stated under property and equipment up to the date of change in use.

Creditable Withholding Taxes (CWT)
CWT represents the amount withheld by the Parent Company's customers in relation to its rental income, management fees, commission income and consultancy fees.

These are recognized upon collection of the related billings and are utilized as tax credits against income tax due as allowed by the Philippine taxation laws and regulations. CWT is stated at estimated net realizable value.

Right-of-use Assets
The Parent Company recognizes right-of-use assets at the commencement date of the lease (i.e., the date the underlying asset is available for use). Right-of-use assets are measured at cost, less any accumulated depreciation and impairment losses, and adjusted for any remeasurement of lease liabilities. The cost of right-of-use assets includes the amount of lease liabilities recognized, initial direct costs incurred, and lease payments made at or before the commencement date less any lease incentives received and estimate of costs to be incurred by the lessee in dismantling and removing the underlying asset, restoring the site on which it is located or restoring the underlying asset to the condition required by the terms and conditions of the lease. Unless the Parent Company is reasonably certain to obtain ownership of the leased asset at the end of the lease term, the recognized right-of-use assets are depreciated on a straight-line basis over the shorter of its estimated useful life and the lease term as follow:

Categories	Number of years
Land	10 years
Office space	4.5 years

Right-of-use assets are subject to impairment.

Impairment of Nonfinancial Assets
The Parent Company assesses at each financial reporting date whether there is an indication that its nonfinancial assets comprising of investments in and deposits to subsidiaries and associates, property and equipment, investment properties and other noncurrent assets may be impaired. If any such indication exists, or when annual impairment testing for an asset is required, the Parent Company estimates the asset or cash generating unit (CGU)'s recoverable amount. An asset's estimated recoverable amount is the higher of an asset's or CGU's fair value less costs of disposal and its value in use. The recoverable amount is determined for an individual asset, unless the asset does not generate cash inflows that are largely independent of those from other assets or group of assets. When the carrying amount of an asset or CGU exceeds its recoverable amount, the asset is considered impaired and is written down to its recoverable amount. In assessing value in use, the estimated future cash flows are discounted to their present value using a pre-tax discount rate that reflects current market assessments of the time value of money and the risks specific to the asset. In determining fair value less costs of disposal, recent market transactions are taken into account, if available. If no such transactions can be identified, an appropriate valuation model is used. These

calculations are corroborated by valuation multiples, quoted share prices for publicly traded subsidiaries or other available fair value indicators.

A previously recognized impairment loss is reversed only if there has been a change in the assumptions used to determine the asset's recoverable amount since the last impairment loss was recognized. The reversal is limited so that the carrying amount of the asset does not exceed its recoverable amount, nor exceed the carrying amount that would have been determined, net of depreciation and amortization, had no impairment loss been recognized for the asset in prior years. Such reversal is recognized in the parent company statement of income.

Employee Benefits

Retirement Benefits. The Parent Company has a funded, non-contributory defined benefit pension plan covering all of its regular employees, administered by a Board of Trustees (BOT). The cost of providing benefits under the defined benefit plan is actuarially determined using the projected unit credit method.

The net defined benefit liability or asset is the aggregate of the present value of the defined benefit obligation at the end of the reporting period reduced by the fair value of plan assets, adjusted for any effect of limiting a net defined benefit asset to the asset ceiling. The asset ceiling is the present value of any economic benefits available in the form of refunds from the plan or reductions in future contributions to the plan. Remeasurements comprising actuarial gains and losses, return on plan assets and any change in the effect of the asset ceiling (excluding net interest on defined benefit liability) are recognized immediately in the parent company statement of financial position with a corresponding debit or credit to retained earnings through other comprehensive income in the period in which they occur. Remeasurements are not reclassified to the parent company statement of income in subsequent periods. These are closed to retained earnings.

Net interest is calculated by applying the discount rate to the net defined liability or asset. The Parent Company recognizes the following changes in the net defined benefit obligation under "General and administrative expenses" in the parent company statement of income:

- Service costs comprising current service costs, past service costs, gains and losses on curtailments and non-routine settlements
- Net interest expense or income on the net defined benefit liability or asset
- Remeasurements of net defined benefit liability or asset

Plan assets are assets that are held by a long-term employee benefit fund or qualifying insurance policies. Plan assets are not available to the creditors of the Parent Company, nor can they be paid directly to the Parent Company. Fair value of plan assets is based on market price information. When no market price is available, the fair value of plan assets is estimated by discounting expected future cash flows using a discount rate that reflects both the risk associated with the plan assets and the maturity or expected disposal date of those assets (or, if they have no maturity, the expected period until the settlement of the related obligations). If the fair value of the plan assets is higher than the present value of the defined benefit obligation, the measurement of the resulting defined benefit asset is limited to the present value of economic benefits available in the form of refunds from the plan or reductions in future contributions to the plan.

Employee Leave Benefit. Employee benefits to annual leave are recognized as a liability when they are accrued to the employees. The undiscounted liability for leave expected to be settled wholly before twelve months after the end of the annual reporting period is recognized for services rendered by employees up to the end of the reporting period.

Common and Preferred Stock and Capital in Excess of Par Value
The Parent Company has issued capital stock that is classified as equity. Incremental costs directly attributable to the issuance of new capital stock are shown as a deduction, net of tax, from the proceeds. Capital in excess of par value represents the excess of the net proceeds over the stated par value of shares.

Treasury Stock
Shares of the Parent Company that are acquired by the Parent Company are recorded at cost and deducted from equity in the parent company statement of financial position. No gain or loss is recognized in the parent company statement of income on the purchase, sale, re-issue or cancellation of treasury shares. Any difference between the carrying amount and the consideration, if re-issued, is recognized in capital in excess of par value.

Retained Earnings
The amount included in retained earnings includes profit attributable to the Parent Company's stockholders and reduced by dividends. Dividends are recognized as a liability and deducted from retained earnings when they are declared. Dividends for the year that are approved after the financial reporting date are dealt with as an event after the reporting period. Retained earnings may also include effect of changes in accounting policy as may be required by the standard's transitional provisions.

Basic/Diluted Earnings per Share (EPS)
Basic EPS is calculated by dividing the net income (less preferred dividends, if any) for the year attributable to common stockholders by the weighted average number of common stock outstanding during the year, with retroactive adjustment for any stock dividends or stock splits declared during the year.

Diluted EPS is calculated in the same manner, adjusted for the effects of the outstanding stock options under the Parent Company's ESOP. Outstanding stock options will have dilutive effect under the treasury stock method only when the average market price of the underlying common share during the year exceeds the exercise price of the option.

Where the EPS effect of the assumed exercise of outstanding options has anti-dilutive effect, diluted EPS is presented the same as basic EPS with a disclosure that the effect of the exercise of the instruments is anti-dilutive.

Revenue Recognition
Revenue is recognized to the extent that it is probable that the economic benefits will flow to the Parent Company and the amount of the revenue can be measured reliably, regardless of when the payment is received. Revenue is measured at the fair value of the consideration received or receivable, taking into account contractually defined terms of payment and excluding taxes or duty. The Parent Company has concluded that it is the principal in all of its revenue arrangements since it is the primary obligor in all the revenue arrangements, has pricing latitude and is also exposed to credit risks.

The following specific recognition criteria must also be met before revenue is recognized:

Dividend Income. Revenue is recognized when the Parent Company's right to receive the payment is established.

Finance Income. Finance income is recognized using the EIR, which is the rate that exactly discounts estimated future cash receipts through the expected life of the financial instrument or a shorter period, where appropriate, to the net carrying amount of the financial asset.

Other Income. Other income mainly consists of rental income, management fees, commission income and consultancy fees. Rental income arising from operating lease on investment properties is accounted on a straight-line basis over the lease term. Other income is recognized as services are rendered.

Costs and Expense Recognition

Costs and expenses are decreases in economic benefits during the accounting period in the form of outflows or decrease of assets or incurrence of liabilities that result in decreases in equity, other than those relating to distributions to equity participants. Costs and expenses are generally recognized when the services are used or the expenses arise.

Income Taxes

Current Income Tax. Current income tax assets and liabilities for the current period are measured at the amount expected to be recovered from or paid to the taxation authority. The tax rates and tax laws used to compute the amount are those that are enacted or substantively enacted as at the financial reporting date.

Deferred Tax. Deferred tax is provided using the balance sheet method on all temporary differences between the tax bases of assets and liabilities and their carrying amounts for financial reporting purposes at the financial reporting date.

Deferred tax liabilities are recognized for all taxable temporary differences. Deferred tax assets are recognized for all deductible temporary differences, carryforward benefits of unused tax credits from the excess of minimum corporate income tax (MCIT) over the regular corporate income tax (RCIT) and unused net operating loss carryover (NOLCO), to the extent that it is probable that sufficient future taxable income will be available against which the deductible temporary differences and carryforward benefits of unused tax credits from excess MCIT and unused NOLCO can be utilized.

The carrying amount of deferred tax assets is reviewed at each financial reporting date and reduced to the extent that it is no longer probable that sufficient future taxable income will be available to allow all or part of the deferred tax asset to be utilized. Unrecognized deferred tax assets are reassessed at each financial reporting date and are recognized to the extent that it has become probable that sufficient future taxable income will allow the deferred tax asset to be recovered.

Deferred tax assets and liabilities are measured at the tax rates that are expected to be applied to the year when the asset is realized or the liability is settled, based on tax rates and tax laws that have been enacted or substantively enacted as at the financial reporting date.

Value Added Tax (VAT). Expenses and assets are recognized net of the amount of VAT, except:

- Where the VAT incurred on a purchase of assets or services is not recoverable from the taxation authority, in which case, the VAT is recognized as part of the cost of acquisition of the asset or as part of the expense item, as applicable
- Where receivables and payables are stated with the amount of VAT included

The net amount of VAT recoverable from, or payable to, the taxation authority is included as part of receivables or payables in the parent company statement of financial position.

Leases

The Parent Company assesses at contract inception whether a contract is, or contains, a lease. That is, if the contract conveys the right to control the use of an identified asset for a period of time in exchange for consideration. The Parent Company applies a single recognition and measurement approach for all leases, except for short-term leases and leases of low-value assets. The Parent Company recognizes lease liabilities to make lease payments and right-of-use assets representing the right to use the underlying assets.

Lease Liabilities. At the commencement date of the lease, the Parent Company recognizes lease liabilities measured at the present value of lease payments to be made over the lease term. The lease payments include fixed payments (including in substance fixed payments) less any lease incentives receivable, variable lease payments that depend on an index or a rate, and amounts expected to be paid under residual value guarantees. The lease payments also include the exercise price of a purchase option reasonably certain to be exercised by the Parent Company and payments of penalties for terminating a lease, if the lease term reflects the Parent Company exercising the option to terminate. The variable lease payments that do not depend on an index or a rate are recognized as expense in the period on which the event or condition that triggers the payment occurs.

In calculating the present value of lease payments, the Parent Company uses the incremental borrowing rate at the lease commencement date if the interest rate implicit in the lease is not readily determinable. After the commencement date, the amount of lease liabilities is increased to reflect the accretion of interest and reduced for the lease payments made. In addition, the carrying amount of lease liabilities is remeasured if there is a modification, a change in the lease term, a change in the in-substance fixed lease payments or a change in the assessment to purchase the underlying asset.

Short-term Leases. The Parent Company applies the short-term lease recognition exemption to its short-term leases of machinery and equipment (i.e., those leases that have a lease term of 12 months or less from the commencement date and do not contain a purchase option). Lease payments on short-term leases are recognized as expense on a straight-line basis over the lease term.

Parent Company as Lessor. Leases where the Parent Company does not transfer substantially all the risk and benefits of ownership of the asset are classified as operating lease. Initial direct cost incurred in negotiating and arranging an operating lease are added to the carrying amount of the leased asset and recognized over the lease term on the same bases as rental income.

Provisions and Contingencies

Provisions are recognized when the Parent Company has a present obligation (legal or constructive) as a result of a past event, it is probable that an outflow of resources embodying economic benefits will be required to settle the obligation and a reliable estimate can be made of the amount of the obligation. Where the Parent Company expects a provision to be reimbursed, the reimbursement is recognized as a separate asset but only when the receipt of the reimbursement is virtually certain. The expense relating to any provision is presented in the parent company statement of income, net of any reimbursement.

If the effect of the time value of money is material, provisions are determined by discounting the expected future cash flows at a pre-tax rate that reflects, where appropriate, the risks specific to the liability. Where discounting is used, the increase in the provision due to the passage of time is recognized as “Finance costs” in the parent company statement of income.

Contingent liabilities are not recognized in the parent company financial statements but are disclosed in the notes to the parent company financial statements unless the possibility of an outflow of resources embodying economic benefits is remote. Contingent assets are not recognized but are

disclosed in the notes to the parent company financial statements when an inflow of economic benefits is probable.

Events after the Financial Reporting Period
Post year-end events that provide additional information about the Parent Company's financial position at the reporting date (adjusting events) are reflected in the parent company financial statements. Post year-end events that are not adjusting events are disclosed in the notes to the parent company financial statements when material.

3. Significant Accounting Estimates and Assumptions

The preparation of the parent company financial statements requires management to make estimates and assumptions that affect the reported amounts of revenues, expenses, assets and liabilities and the disclosure of contingent asset and contingent liabilities, at the end of the reporting period. However, uncertainty about these estimates and assumptions could result in outcomes that would require a material adjustment to the carrying amount of the asset or liability affected in future periods.

The key assumptions concerning the future and other key sources of estimation uncertainty at the financial reporting date, that have a significant risk of causing a material adjustment to the carrying amounts of assets and liabilities within the next financial year are discussed below. The Parent Company based its assumptions and estimates on parameters available when the parent company financial statements were prepared. Existing circumstances and assumptions about future development, however, may change due to market changes or circumstances arising beyond the control of the Parent Company. Such changes are reflected in the assumptions when they occur.

a. Provision for Impairment Loss on Investments in and Deposits to Subsidiaries and Associates. The Parent Company assess impairment of investments in subsidiaries and associates whenever events or changes in circumstances indicate that the carrying amount of the asset may not be recoverable. The factors that the Parent Company consider important, which could trigger an impairment review, include the following:

- a downgrade of a subsidiary's or associate's credit rating or a decline in the fair value of the subsidiary, associate or joint venture in consideration of other available information
- significant changes with an adverse effect that have taken place in the technological, market, economic or legal environment in which the associate or joint venture operates

The Parent Company determined the recoverable amount of its investments in and deposits to subsidiaries and associates based on adjusted net asset method and discounted cash flow method.

Impairment loss on investments in and deposits to subsidiaries and associates amounted to ₱105 million in 2025, with no impairment loss recognized in 2024. The carrying amounts of the investments in and deposits to subsidiaries and associates amounted to ₱48,472 million and ₱49,446 million as of December 31, 2025 and 2024, respectively.

Information on the Parent Company's investments in and deposits to subsidiaries and associates are disclosed in Note 6.

b. Calculation of Retirement and Other Employee Benefits Liability. The present value of the retirement and other employee benefit obligations depends on a number of factors that are determined on an actuarial basis using a number of assumptions. The assumptions used in determining the net cost for retirement benefits include the discount rate and future salary rate

increase. Any changes in these assumptions will impact the carrying amount of retirement and other employee benefit obligations.

The Parent Company determines the appropriate discount rate at each financial reporting date. This is the interest rate used to determine the present value of estimated future cash outflows expected to be required to settle the retirement and other employee benefit obligations. In determining the appropriate discount rate, the Parent Company considers the interest rates on government bonds that are denominated in the currency in which the benefits will be paid, and that have terms to maturity approximating the terms of the related retirement and other employee benefit obligations.

Other key assumptions for retirement and other employee benefit obligations are based in part on current market conditions. Further details about the assumptions and other information related to the Parent Company's retirement and other employee benefits liability are disclosed in Note 17.

Retirement and other employee benefits liability amounted to ₱763 million and ₱738 million as at December 31, 2025 and 2024, respectively (see Note 17).

c. Recognition of Deferred Tax Assets. The Parent Company's assessment on the recognition of deferred tax assets on deductible temporary differences, carryforward benefits of excess MCIT and unused NOLCO, is based on the forecasted taxable income of the following reporting periods. This forecast is based on the Parent Company's past results and future expectations on revenues and expenses.

As at December 31, 2025 and 2024, deferred tax assets have not been recognized in the parent company financial statements on items disclosed in Note 19, since management believes that there is a low probability that future taxable income will be sufficient against which these deferred tax assets can be utilized (see Note 19).

d. Fair Value of Financial Instruments. Certain financial assets and financial liabilities are required to be carried at fair value, which requires the use of accounting estimates and judgment. While significant components of fair value measurement are determined using verifiable objective evidence (i.e., foreign exchange rates, interest rates and volatility rates), the timing and amount of changes in fair value would differ with the valuation methodology used. Any change in the fair value of these financial assets and financial liabilities would directly affect the parent company statement of income and equity. Fair values of the Parent Company's financial assets and liabilities are set out in Note 23 of the parent company financial statements.

e. Legal Contingencies. As at December 31, 2025 and 2024, the Parent Company is involved in various legal proceedings and regulatory assessments, and management believes that these proceedings will not have a material effect on the parent company financial statements. Disclosure of additional details beyond the present disclosures may seriously prejudice the Parent Company's position and negotiating strategy.

The Parent Company, in consultation with its external and internal legal and tax counsels, believes that its position on these assessments is consistent with relevant laws and believe that these proceedings will not have a material adverse effect on the parent company financial statements. However, it is possible that future results of operations could be materially affected by changes in the estimates or the effectiveness of management's strategies relating to these proceedings. As at December 31, 2025 and 2024, management has developed an estimate of the probable cash outflow to settle these assessments and has recognized provision for these liabilities.

As allowed by PAS 37, *Provisions, Contingent Liabilities, and Contingent Assets*, no further disclosures were provided as this might prejudice the Parent Company's position on this matter.

4. Cash and Cash Equivalents

	2025	2024
		(In Millions)
Cash on hand and in banks	**₱171**	₱617
Cash equivalents	**4,310**	2,606
	₱4,481	₱3,223

Cash in banks earn interest at the prevailing bank deposit rates. Cash equivalents consist of short-term placements, which are made for varying periods of up to three months depending on the immediate cash requirements of the Parent Company and earn interest at the prevailing short-term placement rates.

Total interest income earned from cash and cash equivalents amounted to ₱128 million and ₱85 million in 2025 and 2024, respectively.

5. Receivables

	2025	2024
		(In Millions)
Dividends receivable (Note 6)	**₱25**	₱225
Nontrade receivables	**57**	63
Due from related parties (Note 20)	**96**	42
Interest receivable	**9**	6
	187	336
Less allowance for ECL on nontrade receivables and due from related parties (Notes 20 and 22)	**73**	73
	₱114	₱263

The terms and conditions of due from related parties are disclosed in Note 20.

The terms and conditions of other receivables are as follows:

a. Nontrade receivables are noninterest-bearing and are collectible within 12 months.
b. Interest receivable is normally collectible within 12 months.

6. Investments in and Deposits to Subsidiaries and Associates

	2025	2024
		(In Millions)
Investment in subsidiaries and associate:		
Balance at beginning of year	**₱50,400**	₱49,418
Additions	**192**	982
Transfer	**68**	–
Sale of investment	**(1,099)**	–
Balance at end of year	**49,561**	50,400

(Forward)

	2025	2024
		(In Millions)
Deposits for future stock subscription:		
Balance at beginning of year	**₱2,417**	₱2,277
Additions	**40**	140
Transfer	**(68)**	–
Returns	**(2)**	–
Balance at end of year	**2,387**	2,417
Allowance for impairment loss		
Balance at beginning of year	**(3,371)**	(3,371)
Additions	**(105)**	–
Balance at end of year	**(3,476)**	(3,371)
	₱48,472	₱49,446

As at December 31, 2025 and 2024, the Parent Company's accumulated allowance for impairment loss on investments in and deposits to subsidiaries and associates amounted to ₱3,476 million and ₱3,371 million, respectively. Impairment loss on investments in and deposits to subsidiaries and associates amounted to ₱105 million in 2025, with no impairment loss recognized in 2024.

The investments in shares of stock of subsidiaries and associates consist of the following:

		Percentage of Ownership	
	Principal Activity	**2025**	2024
Subsidiaries			
First Balfour, Inc. (First Balfour)	Construction and project management	**100.00**	100.00
First Philippine Electric Corporation (FPEC)	Manufacturer of electrical components	**100.00**	100.00
First Philippine Properties Corporation (FPPC)	Real property owner and developer	**100.00**	100.00
First Philippine Realty Corporation (FPRC)	Real property holdings and lessor	**100.00**	100.00
First Philippine Utilities Corporation (FPUC)	Investment holdings	**100.00**	100.00
FPH Capital Resources, Inc. (FCRI)	Investment holdings	**100.00**	100.00
FGHC International (FGHC International)	Special-purpose entity of the Parent Company	**100.00**	100.00
FPH Fund	Special-purpose entity of the Parent Company	**100.00**	100.00
FPH Pi Ventures, Inc. (FPH Pi)	Special-purpose entity of the Parent Company	**100.00**	100.00
Securities Transfer Services, Inc.[b]	Stock transfer agent	**100.00**	100.00
FP Island Energy Corporation (FP Island)	Power distribution	**100.00**	100.00
First Industrial Science and Technology College Inc. (First College)	Education	**100.00**	100.00
First Philippine Industrial Corporation (FPIC)	Supplier of commercial petroleum products	**100.00**	100.00
Pi Health Inc. (PHI)	Medical and research	**100.00**	100.00
Pi Energy Inc. (PEI)[c]	Power generation and related services	–	100.00
Pi Health Manufacturing and Distribution Services Inc. (PHMDSI)	Manufacturer of medical and optical supplies	**100.00**	100.00
The Medical Services of America (Philippines) Inc. (MSA-PH)	Installation and selling of medical equipment and cardiopulmonary services	**100.00**	100.00
FPHC Realty and Development Corporation (Realty)[a]	Real property lessor	**98.00**	98.00
Rockwell Land Corporation (Rockwell Land)	Real estate developer	**86.58**	86.58
Asian Eye Institute, Inc. (AEI)	Medical and research	**82.78**	82.78
First Philippine Industrial Park, Inc. (FPIP)	Real estate developer	**70.00**	70.00
First Gen Corporation (First Gen)	Power generation	**67.84**	67.84
Infopro Business Solutions, Inc. (IBSI)	Support services	**66.92**	66.92
Batangas Cogeneration Corporation (Batangas Cogen)[b]	Power distribution	**60.00**	60.00
First Batangas Hotel Corporation (First Batangas)	Owner and operator of lodging facilities	**57.67**	57.70
Associate			
Panay Electric Company (Panay Electric)	Power distribution	**30.00**	30.00

a Has not started operations
b Under liquidation
c On May 16, 2025, the Parent Company assigned its 100% equity interest in Pi Energy to First Gen via a Deed of Assignment.

All subsidiaries are incorporated in the Philippines and registered with the Philippine SEC, except for FGHC International and FPH Fund which are incorporated in the Cayman Islands, and FPH Pi which is incorporated in the United States of America.

Additions to investments in subsidiaries are as follows:

		2025		2024	
Subsidiary	Type of Shares	**Subscription Price**	**Number of Shares**	Subscription Price	Number of Shares
		(In Millions)		*(In Millions)*	
FPPC	Preferred	**₱189**	**189,374**	₱710	710,406
AEI	Common	**–**	**–**	62	614,892
FPRC	Preferred	**3**	**2,700**	12	11,618
PEI	Preferred	**–**	**–**	163	163,200
FGHC International	Common	**–**	**–**	29	1,700
PHMDSI	Preferred	**–**	**–**	5	5,376
MSA-PH	Common	**–**	**–**	1	–
		₱192		₱982	

The following are significant transactions and information of certain subsidiaries in 2025 and 2024:

First Philec

In 2012, First PV Ventures (First PV) and First Philec Nexolon Corporation (FPNC) initiated arbitration proceedings against Nexolon Co Ltd (Nexolon) with the International Court of Arbitration of the International Chamber of Commerce (ICC). The arbitral tribunal rendered the final award in October 2014 which required Nexolon to pay damages and pre-award interest to FPNC in the amount of $24.8 million (₱1,233 million) and a put option price to First PV in the amount of ₱2,000 million. As at March 26, 2026, no payments have been made on the award by Nexolon which is reported to be in rehabilitation proceedings. FPNC and First PV have filed their appropriate claims in Korean rehabilitation courts.

The claims have not been recognized in First PV's and FPNC's financial statements pursuant to PAS 37, which requires the recognition of contingent assets only when the realization of income is virtually certain.

FPIC

FPIC's white oil pipeline (WOPL) operation was stopped when the Supreme Court (SC) issued a Writ of Kalikasan with a Temporary Environmental Protection Order (TEPO) in November 2010.

The SC already issued a resolution on June 16, 2015 allowing FPIC to resume operations. The test run to be supervised by the Department of Energy has yet to be completed. The final resolution of the case remains pending as at March 26, 2026.

Aside from the *Writ of Kalikasan*, a number of unit owners and residents of the affected condominium have filed a civil case for damage suits against FPIC, its directors and officers, First Gen, Pilipinas Shell Petroleum Corporation and Chevron Philippines, Inc. for a total approximate amount of ₱2,500 million representing actual, moral, exemplary damages, medical fund and lawyers' fees. This case has been elevated to the SC on February 20, 2015. West Tower also elevated the matter to the SC through a Petition for Review. As at March 26, 2026, the petition remains pending with the SC.

Pi Energy, Inc.
On May 16, 2025, the Parent Company assigned 210,330 common shares and 2,781,764 preferred shares of Pi Energy to First Gen through a Deed of Assignment for a total consideration of ₱1 billion.

The Parent Company recognized a loss on sale amounting to ₱92 million (see Note 18).

Pi Health Inc.
In 2025, the Parent Company made additional deposits for future stock subscription amounting to ₱9 million.

FCRI
In 2025 and 2024, the Parent Company made additional deposits for future stock subscription amounting to ₱4 million.

First College
In 2025 and 2024, the Parent Company made additional deposits for future stock subscription amounting to ₱27 million and ₱66 million, respectively.

MSA-PH
On May 25, 2023, the Parent Company completed the acquisition of The Medical Services of America (Philippines) Inc. for a total acquisition price of ₱421 million. MSA-PH provides hospitals with medical device services, including medical personnel. In 2024, the Parent Company recognized additional investment amounting to ₱0.6 million pertaining to the remaining registration fees.

AEI
In 2025, ₱68 million or 680,000 common shares were reclassified from deposit for future stock subscription to investment in subsidiaries.

In 2024, the Parent Company made additional deposits for future stock subscription amounting to ₱70 million.

Dividend Income
Dividend income from subsidiaries and associates are as follows:

	2025	2024
		(In Millions)
First Gen	**₱1,977**	₱2,221
FPEC	**996**	996
Rockwell Land	**644**	541
First Balfour, Inc.	**650**	–
Panay Electric	**26**	–
MSA	**10**	–
First Philec, Inc.	**4**	4
First Batangas	**3**	2
PHI	–	15
IBSI	–	3
	₱4,310	₱3,782

As at December 31, 2025, dividends receivable from First Gen amounting to ₱25 million are presented as part of “Receivables” account in the parent company statements of financial position.

As at December 31, 2024, dividends receivable from First Balfour and First Gen amounted to ₱200 million and ₱25 million, respectively.

7. Financial Assets at FVOCI

	2025	2024
		(In Millions)
Meralco shares	**₱25,476**	₱21,658
Lopez Holdings shares	**2,649**	1,923
Proprietary membership shares	**310**	279
Other equity securities	**50**	50
	₱28,485	₱23,910

Meralco
The Parent Company holds 44,382,436 shares or 3.94% of Meralco common shares as at December 31, 2025 and 2024. The carrying amounts of the Parent Company's investment in Meralco as at December 31, 2025 and 2024 amounted to ₱25,476 million (valued at ₱574 per share) and ₱21,658 million (valued at ₱488 per share), respectively.

Lopez Holdings
The Parent Company holds 712,206,016 shares or 15.76% of Lopez Holdings common shares as at December 31, 2025 and 2024, respectively. The carrying amounts of the Parent Company's investment in Lopez Holdings as at December 31, 2025 and 2024 amounted to ₱2,649 million (valued at ₱3.72 per share) and ₱1,923 million (valued at ₱2.70 per share) respectively.

Below are the movements in the accumulated unrealized fair value gain (loss) on all investments in equity securities recognized as part of equity as at December 31, 2025 and 2024:

	2025	2024
		(In Millions)
Balance at beginning of year	**₱12,906**	₱10,043
Unrealized fair value gain (loss) recognized in OCI		
Meralco shares	**3,818**	3,950
Lopez Holdings shares	**726**	(1,104)
Proprietary membership shares	**31**	17
	4,575	2,863
Balance at end of year	**₱17,481**	₱12,906

Dividend income from financial assets at FVOCI are as follows:

	2025	2024
		(In Millions)
Meralco	**₱1,111**	₱955
Lopez Holdings	**71**	71
	₱1,182	₱1,026

8. Property and Equipment

	2025				
	Land	**Buildings and Leasehold Improvements**	**Transportation Equipment**	**Furniture and Equipment**	**Total**
			(In Millions)		
Cost					
Balances at beginning of year	**₱7**	**₱306**	**₱52**	**₱120**	**₱485**
Additions	**–**	**–**	**6**	**5**	**11**
Disposals	**–**	**–**	**(3)**	**–**	**(3)**
Balances at end of year	**7**	**306**	**55**	**125**	**493**
Accumulated Depreciation					
Balances at beginning of year	**–**	**274**	**47**	**89**	**410**
Depreciation (Note 15)	**–**	**9**	**2**	**9**	**20**
Disposals	**–**	**–**	**(2)**	**–**	**(2)**
Balances at end of year	**–**	**283**	**47**	**98**	**428**
Net Book Value	**₱7**	**₱23**	**₱8**	**₱27**	**₱65**

	2024				
	Land	Buildings and Leasehold Improvements	Transportation Equipment	Furniture and Equipment	Total
			(In Millions)		
Cost					
Balances at beginning of year	₱7	₱287	₱54	₱109	₱457
Additions	–	19	1	12	32
Disposals	–	–	(3)	(1)	(4)
Balances at end of year	7	306	52	120	485
Accumulated Depreciation					
Balances at beginning of year	–	266	46	82	394
Depreciation (Note 15)	–	8	3	8	19
Disposals	–	–	(2)	(1)	(3)
Balances at end of year	–	274	47	89	410
Net Book Value	₱7	₱32	₱5	₱31	₱75

The Parent Company sold property and equipment for a cash consideration equivalent to the net book value of ₱1 million in 2025 and 2024.

No property and equipment are idle nor pledged as security for the Parent Company's long-term debt as at December 31, 2025 and 2024.

9. Investment Properties

	2025		
	Land	**Buildings and Office Spaces**	**Total**
		(In Millions)	
Cost			
Balance at beginning and end of year	**₱32**	**₱343**	**₱375**
Accumulated Depreciation			
Balance at beginning of year	**–**	**339**	**339**
Depreciation (Note 15)	**–**	**–**	**–**
Balance at end of year	**–**	**339**	**339**
Net Book Value	**₱32**	**₱4**	**₱36**

	2024		
	Land	Buildings and Office Spaces	Total
		(In Millions)	
Cost			
Balance at beginning and end of year	₱32	₱343	₱375
Accumulated Depreciation			
Balance at beginning of year	–	324	324
Depreciation (Note 15)	–	15	15
Balance at end of year	–	339	339
Net Book Value	₱32	₱4	₱36

Investment properties of the Parent Company consist of real properties and office spaces in excess of the Parent Company's requirements which are being leased to related and third parties. The fair values of investment properties amounted to ₱1,570 million as at December 31, 2025 and 2024. Based on the reports of independent professional appraisers (see Note 23).

Rental income from and direct operating expenses on investment properties are as follows:

	2025	2024
		(In Millions)
Rental income (Note 18)	**₱76**	₱74
Direct operating expenses (Note 15)	**(28)**	(25)
	₱48	₱49

10. Other Noncurrent Assets

	2025	2024
		(In Millions)
CWTs	**₱397**	₱364
Development costs	**320**	319
Right-of-use assets - net (Note 21)	**80**	93
Advances to contractors and suppliers	**58**	66
Deferred input VAT	**3**	13
Others	**6**	7
Input VAT	–	13
	₱864	₱875

On August 8, 2024, the Parent Company's BOD approved the application of CWT refund with the BIR for the year 2022 amounting to ₱27.3 million. On March 18, 2025, the Authority to Issue Income Tax Refund/Tax Credit Certificate amounting to ₱25.9 million was received from the BIR.

Development costs are expenditures for a commercial property development project that pertains to professional fees for engineering services and architectural schematic designs.

Advances to contractors and suppliers are advance payments for services yet to be received by the Parent Company.

11. Accounts Payable and Other Current Liabilities

	2025	2024
		(In Millions)
Accounts payable (Note 20)	**₱339**	₱338
Accruals for:		
General and administrative expenses	**851**	859
Interest (Note 12)	**104**	77
Current portion of long-term employee benefits (Note 17)	**40**	58
Others	**42**	36
Dividends payable (Note 13)	**411**	391
Statutory taxes payable	**41**	30
	₱1,828	₱1,789

The terms and conditions of the above liabilities are as follows:

a. Accounts payable are unsecured, noninterest-bearing and are normally settled on 30 days term.
b. Accrued expenses are normally settled within 12 months.
c. Dividends payable is normally settled on the dividend payment date as determined during the date of declaration.
d. Statutory taxes payable consist of other government dues which are normally settled within 12 months.

12. Long-term Debt

Description	Interest Rates	Maturity	**2025**	2024
				(In Millions)
₱5,000 million (FXCN*)	4.11% - 4.63%	2030	**₱2,813**	₱3,437
₱5,000 million (FXCN)	6.6772%	2030	**2,813**	3,437
₱1,736 million (FRCN*)	5.86% - 6.36%	2035	**1,736**	–
₱945 million (FRCN)	5.86% - 6.34%	2035	**945**	–
₱1,000 million (FXCN)	6.623%	2032	**778**	889
₱312 million (FRCN)	5.86% to 6.33%	2035	**312**	–
₱312 million (FRCN)	5.86% - 6.28%	2035	**312**	–
₱312 million (FRCN)	5.8722%	2035	**312**	–
₱312 million (FRCN)	5.87% - 5.68%	2035	**312**	–
₱56 million (FRCN)	5.75% - 5.75%	2035	**56**	–
₱1,000 million (FRCN)	6.60%	2025	**–**	1,000
₱1,000 million (FRCN)	6.69%	2025	**–**	889
₱313 million (FRCN)	6.60%	2025	**–**	313
₱313 million (FRCN)	6.78%	2025	**–**	313
₱111 million (FRCN)	6.63%	2025	**–**	111
			10,389	10,389
Unamortized debt issue costs			**(34)**	(24)
			10,355	10,365
Less current portion - net of unamortized debt issue costs of ₱ 4 million and ₱3 million in 2025 and 2024, respectively			**1,357**	1,773
Noncurrent portion			**₱8,998**	₱8,592

**FXCN - Fixed Rate Corporate Notes*
**FRCN - Floating Rate Corporate Notes*

The movements in unamortized debt issue costs follow:

	2025	2024
		(In Millions)
Balance at beginning of year	**₱24**	₱20
Additions	**13**	6
Amortization	**(3)**	(2)
Balance at end of year	**₱34**	₱24

The scheduled maturities of the long-term debts at nominal values (excluding debt issue costs) are as follows:

	2025	2024
		(In Millions)
2025	**₱1,361**	₱1,665
2026	**1,361**	1,665
2027	**1,361**	1,665
2028 and onwards	**6,306**	5,394
	₱10,389	₱10,389

Total finance costs, including amortization of debt issue cost, amounted to ₱645 million and ₱637 million in 2025 and 2024, respectively.

The terms of the FXCN and FRCN Facility Agreements require the Parent Company to comply with certain restrictions and covenants, which include among others: (i) maintenance of certain debt service coverage ratio at given periods; (ii) incurrence of indebtedness secured by liens, unless evaluated to be necessary; (iii) sale or lease of assets; and (iv) mergers or consolidations.

All credit facilities of the Parent Company are unsecured. As at December 31, 2025 and 2024, the Parent Company is in compliance with these restrictions and covenants.

13. Equity

Common Stock

The details of the Parent Company's common stock as at December 31, 2025 and 2024 are as follows:

	Number of Shares	Amount
Authorized - ₱10 par value per share	1,210,000,000	₱12,100,000,000
Issued	609,649,639	₱6,096,496,390

On May 3, 1963, the PSE approved the Parent Company's application to list 601,859,558 common stocks at an offer price of ₱15.78 per share. There are 11,825 and 11,854 shareholders of the Parent Company's common stock as at December 31, 2025 and 2024, respectively.

As at December 31, 2025 and 2024, capital in excess of par value amounted to ₱3,989 million.In 2025 and 2024, the BOD of the Parent Company declared cash dividends as follows:

Declaration Date	Record Date	Payment Date	Outstanding Shares	Dividend per share	Amount *(In Millions)*
Oct. 9, 2025 (regular)	Nov. 20, 2025	Dec. 15, 2025	424,500,608	₱1.10	₱467
May 8, 2025 (regular)	May 27, 2025	June 18, 2025	462,713,791	₱1.10	₱509
Nov. 7, 2024 (regular)	Nov. 25, 2024	Dec. 18, 2024	462,713,791	₱1.10	₱509
May 2, 2024 (regular)	May 23, 2024	June 17, 2024	463,586,091	₱1.10	₱510

As at December 31, 2025 and 2024, the accumulated dividends payable to common stockholders mostly from past dividend declarations amounted to ₱411 million and ₱391 million, respectively (see Note 11).

Share Buyback. On July 4, 2019, the BOD approved the allotment of ₱5 billion for a Share Buyback Program up to July 2020. In December 2021, the BOD approved the allotment of ₱4.2 billion for the same program with an extension up to December 31, 2024. In May 2024, the BOD approved a further 2-year extension of its common share buyback program from July 2024 to July 2026, as well as an additional allotment of ₱3.6 billion.

In 2025, the Parent Company bought back additional 38,213,183 common stock for a total amount of ₱3,356 million. As at December 31, 2025, the Parent Company has bought back a total of 185,149,031 common stock at an average cost per share of ₱70.81 equivalent to ₱13,110 million of treasury stock.

In 2024, the Parent Company bought back additional 872,300 common stock for a total amount of ₱54 million. As at December 31, 2024, the Parent Company has bought back a total of 146,935,848 common stock at an average cost per share of ₱66.38 equivalent to ₱9,754 million of treasury stock. As at December 31, 2025 and 2024, the number of outstanding common stocks amounted to 424,500,608 and 462,713,791, respectively.

Retained Earnings

On October 9, 2019, the BOD approved the appropriation of the Parent Company's retained earnings amounting to ₱28,700 million for capital expenditures, debt service coverage requirements, additional investment in subsidiaries and share buyback program for a period of three years or up to December 31, 2021. On December 2, 2021, the BOD approved the extension of appropriation of the Parent Company's retained earnings for another three years from December 31, 2021 or up to December 31, 2024. On May 4, 2023, the retained earnings appropriation was increased from ₱28,700 million to ₱32,700 million, valid up to December 31, 2024. On May 8, 2025, the retained earnings appropriation was increased from ₱32,700 million to ₱38,200 million, valid up to December 31, 2027.

14. **Earnings per Share**

	2025	2024
	(In Millions, Except Number of Shares and Per Share Data)	
Net income (a)	**₱4,364**	₱3,831
Number of shares:		
Common stock outstanding at beginning of year	**462,713,791**	463,586,091
Weighted average effect of buyback during the year	**(19,031,592)**	(207,433)
Adjusted weighted average number of common stock outstanding - basic (b)	**443,682,199**	463,378,658
Basic/Diluted Earnings Per Share (a/b)	**₱9.835**	₱8.268

15. General and Administrative Expenses

	2025	2024
		(In Millions)
Personnel expenses (Note 16)	**₱507**	₱496
Professional fees	**158**	225
Outside services	**91**	77
Donations	**42**	21
Depreciation and amortization (Notes 8, 9 and 21)	**33**	54
Taxes and licenses	**32**	12
Direct operating expenses on investment properties (Note 9)	**28**	25
Rental (Note 21)	**23**	8
Advertising and promotion	**18**	18
Insurance	**8**	11
Others	**84**	43
	₱1,024	₱990

16. Personnel Expenses

	2025	2024
		(In Millions)
Salaries and employee benefits	**₱405**	₱385
Retirement benefit and other employee benefit expense (Note 17)	**97**	105
Trainings and others	**5**	6
	₱507	₱496

17. Retirement and Other Employee Benefits

Pension Plan

The Parent Company maintains a qualified, non-contributory defined benefit plan (the Plan) to provide a retirement program for all its regular employees.

The latest actuarial valuation of the Parent Company is dated December 31, 2025 and is determined using the projected unit credit method in accordance with PAS 19 Revised, *Employee Benefits*.

The net retirement benefit liabilities and other employee benefits liabilities are presented in the parent company statements of financial position as follows:

	2025	2024
		(In Millions)
Net retirement benefit liabilities	**₱665**	₱629
Other employee benefits - net of current portion of ₱40 million in 2025 and ₱58 million in 2024 (Note 11)	**98**	109
	₱763	₱738

Retirement Benefits

The components of the retirement benefit expense recognized under "Personnel expenses" in the parent company statements of income are as follows (see Note 16):

	2025	2024
	(In Millions)	
Current service cost	**₱53**	₱59
Net interest cost	**38**	30
	₱91	₱89

The unfunded status of the retirement benefit obligation as at December 31 is as follows:

	2025	2024
	(In Millions)	
Present value of the defined benefit obligation	**₱1,646**	₱1,702
Fair value of plan assets	**(981)**	(1,073)
Net retirement benefit liabilities	**₱665**	₱629

Changes in the present value of the defined benefit obligation are as follows:

	2025	2024
	(In Millions)	
Balance at beginning of year	**₱1,702**	₱1,671
Recognized in profit or loss:		
Current service cost	**53**	59
Interest cost	**92**	87
	145	146
Benefits paid	**(215)**	(119)
Recognized in other comprehensive income:		
Actuarial losses (gains) due to:		
Changes in financial assumptions	**11**	(6)
Experience adjustments	**3**	10
	14	4
Balance at end of year	**₱1,646**	₱1,702

Changes in the fair value of plan assets are as follows:

	2025	2024
	(In Millions)	
Balance at beginning of year	**₱1,073**	₱1,112
Interest income	**54**	57
Remeasurement gain on plan assets	**69**	23
Benefits paid	**(215)**	(119)
Balance at end of year	**₱981**	₱1,073

Changes in the net retirement benefit liability are as follows:

	2025	2024
		(In Millions)
Balance at beginning of year	**₱629**	₱559
Current service cost	**53**	59
Net interest cost	**38**	30
Remeasurement gains	**(55)**	(19)
Balance at end of year	**₱665**	₱629

The principal actuarial assumptions at the reporting dates are as follows:

	2025	2024
Discount rate	**6.26%**	6.11%
Future salary rate increases	**9.00%**	8.00%

Information about the Parent Company's retirement plan are as follows:

The BOT, which manages the retirement fund of the Parent Company, comprises five (5) executives of the Parent Company. Most of the trustees are beneficiaries also of the retirement plan. The investing decisions of the retirement fund are exercised by the BOT.

The retirement fund assets and investments as at December 31, 2025 and 2024 are as follows:

	Fair Value	
	2025	2024
		(In Millions)
Assets:		
Investments in stocks	**₱164**	₱263
Investments in bonds	**559**	620
Cash and cash equivalents	**241**	178
Receivables	**17**	12
	₱981	₱1,073

- Cash and cash equivalents include regular savings and time deposits.
- Receivables include accrued interest receivable on cash and cash equivalents, short-term investments, financial assets at FVOCI and dividends receivable from equity securities.
- Investments in stocks are composed of the following investments in equity securities as at December 31:

	Relationship to the Parent Company	**2025**	2024
		(In Millions)	
Rockwell Land - common stock	Subsidiary	**₱115**	₱246
Ayala Land Corporation	–	**31**	–
Jollibee Foods Corporation	–	**18**	17
		₱164	₱263

The fair value of these investments that are actively traded in organized financial markets is determined by reference to quoted market bid prices at the close of business on the financial reporting dates.

- Investments in bonds with certain financial institutions have fixed coupon rates and are maturing in 5 to 10 years from the issue dates. Investments in bonds are carried at fair value at each reporting date.

Based on the latest funding valuation as at December 31, 2025 and 2024, the Plan is underfunded by ₱964 million and ₱629 million, respectively. While there are no minimum funding standards in the Philippines, the size of underfunding will only be a cash flow risk when the total expected benefit payments for a period will exhaust the assets currently in the fund.

Sensitivity Analysis

The sensitivity analysis below has been determined based on reasonably possible changes of each significant assumption on the defined benefit obligation as at December 31, 2025 and 2024, assuming all other assumptions were held constant:

	Increase (Decrease)	**2025**	2024
		(In Millions)	
Discount rates	+1.00%	**(₱124)**	(₱108)
	-1.00%	**145**	145
Future salary increases	+1.00%	**₱33**	₱30
	-1.00%	**(30)**	(28)

Maturity Analysis

Shown below is the maturity profile of the undiscounted benefit payments:

	2025	2024
	(In Millions)	
Less than 1 year	**₱479**	₱596
More than 1 year to 5 years	**695**	651
More than 5 years to 10 years	**617**	572
More than 10 years to 15 years	**606**	525
More than 15 years to 20 years	**372**	314
More than 20 years	**943**	731

As at December 31, 2025 and 2024, the average duration of the defined benefit obligation at the end of the reporting period is 6.82 years and 6.10 years, respectively.

The Parent Company is yet to determine whether it will make contributions to its retirement fund in 2026.

Other Long-term Employee Benefits

Other long-term employee benefits consist of accumulated employee sick and vacation leave entitlements.

Movements in other long-term employee benefits liability are as follows:

	2025	2024
		(In Millions)
Balance at beginning of year	**₱167**	₱165
Net benefit cost in parent company statements of income:		
Current service cost	**11**	8
Interest cost	**10**	10
Actuarial loss	**(16)**	–
	5	18
Benefits paid	**(34)**	(16)
Balance at end of year	**138**	167
Current portion (Note 11)	**40**	58
Noncurrent portion	**₱98**	₱109

The principal assumptions used in determining other employee benefits liability are shown below:

	2025	2024
Discount rate	**6.21%**	6.11%
Future salary rate increase	**9.00%**	8.00%

18. **Others - net**

	2025	2024
		(In Millions)
Consultancy fees (Note 20)	**₱383**	₱440
Centralized service fees (Note 20)	**83**	40
Loss on sale of investment (Note 6)	**(92)**	–
Commission income	**52**	–
Rental income (Note 9)	**76**	74
Other service fees	**30**	–
Foreign exchange gain - net	**3**	22
Other loss - net	**(6)**	–
	₱529	₱576

19. **Income Taxes**

The Parent Company is subject to RCIT or MCIT, whichever is higher. The Parent Company's provision for current income tax represents MCIT of ₱11 million for both 2025 and 2024.

A reconciliation between the Parent Company's statutory income tax rate and effective income tax rate as shown in the parent company statements of income follows:

	2025	2024
		(In Millions)
Statutory income tax of 25%	**₱1,094**	₱961
Income tax effects of:		
Dividend income	**(1,373)**	(1,202)
Expenses not deducted for MCIT purposes	**292**	276
Change in tax rate from RCIT to MCIT	**(126)**	(126)
Nondeductible expenses	**156**	123
Interest income subject to final tax	**(32)**	(21)
	₱11	₱11

The components of the Parent Company's net deferred tax liabilities as at December 31 are as follows:

	2025	2024
		(In Millions)
Deferred tax liabilities on:		
Unrealized foreign exchange gains	**₱24**	₱23
Right-of-use assets	**20**	23
	44	46
Deferred tax assets on:		
Unamortized past service cost	**₱44**	₱46
	₱–	₱–

As at December 31, 2025 and 2024, the Parent Company has deductible temporary differences and carryforward benefits on NOLCO and MCIT for which no deferred tax assets were recognized as management expects that it is not probable that sufficient future taxable profit will be available against which deferred tax assets can be utilized. Details are as follows:

	2025	2024
		(In Millions)
NOLCO	**₱3,137**	₱4,101
Allowance for impairment losses on investments	**3,476**	3,371
Unamortized past service cost	**1,940**	2,235
Accrual of vacation leaves and others	**899**	917
Retirement and other employee benefit liabilities	**803**	796
Allowance for ECL on non-trade receivables and due from related parties	**73**	73
Excess MCIT credits	**30**	21

NOLCO and MCIT that can be claimed as deduction from future taxable income and apply against tax due, respectively, are as follows:

Year of Recognition	Availment Period	As at December 31, 2024	Additions	Applied	Expired	As at December 31, 2025
NOLCO						
2025	2026–2028	₱–	₱721	₱–	₱–	₱721
2024	2025–2027	781	–	–	–	781
2023	2024–2026	787	–	–	–	787
2022	2023–2025	766	–	–	(766)	–
2021	2022–2026	848	–	–	–	848
2020	2021–2025	919	–	–	(919)	–
		₱4,101	₱721	₱–	(₱1,685)	₱3,137
MCIT						
2025	2026–2028	₱–	₱11	₱–	₱–	₱11
2024	2025–2027	11	–	–	–	11
2023	2024–2026	8	–	–	–	8
2022	2023–2025	2	–	–	(2)	–
		₱21	₱11	₱–	(₱2)	₱30

Bayanihan to Recover as One Act (Bayanihan 2)

On September 30, 2020, the BIR issued RR No. 25-2020 implementing Section 4 of Bayanihan 2 which states that the NOLCO incurred for taxable years 2021 and 2022 can be carried over as a deduction from gross income for the next five consecutive taxable years immediately following the year of such loss. Subsequent to taxable year 2021, the period over which the carry-over of NOLCO can be offset against taxable income reverts to three consecutive taxable years immediately following the year of such loss.

The Parent Company has unused NOLCO incurred in taxable years 2021 and 2020 which can be claimed as deduction against taxable income for the next five consecutive taxable years pursuant to the Bayanihan 2 as follows:

Year of Recognition	Availment Period	As at December 31, 2024	Additions	Applied	Expired	As at December 31, 2025
2021	2022−2026	₱848	₱–	₱–	₱–	₱848
2020	2021−2025	919	–	–	(919)	–
		₱1,767	₱–	₱–	(₱919)	₱848

MCIT

On June 20, 2023, the BIR issued Revenue Memorandum Circular (RMC) No. 69-2023 reverting the MCIT rate to 2% of gross income effective July 1, 2023 pursuant to Republic Act (R.A.) No. 11534, otherwise known as the “Corporate Recovery and Tax Incentives for Enterprises (CREATE)” Act. The MCIT rate was previously reduced from 2% to 1% effective July 1, 2020 to June 30, 2023 upon the effectivity of CREATE Act in 2021.

In accordance with RMC 69-2023, the Parent Company recognized MCIT using the effective rate of 2% in 2025 and 2024.

Base Erosion and Profit Shifting (BEPS) Pillar Two
The Organization for Economic Co-operation and Development (OECD)/G20 Inclusive Framework on BEPS addresses the tax challenges arising from the digitalization of the global economy. The Global Anti-Base Erosion Model Rules (Pillar Two model rules) apply to Constituent Entities that are members of a Multinational Enterprise (MNE) Group that has annual revenue of EUR 750 million or more in the Consolidated Financial Statements of the Ultimate Parent Entity (UPE) in at least two of the four Fiscal Years immediately preceding the tested Fiscal Year.

The Pillar Two model rules introduce new taxing mechanisms under which MNEs would pay a minimum level of tax (the Minimum Tax):

- The Qualified Domestic Minimum Top-up Tax (QDMTT)
- The Income Inclusion Rule (IIR)
- The Under Taxed Payments/Profits Rule (UTPR)

The new taxing mechanisms can impose a minimum tax on the income arising in each jurisdiction in which an MNE operates. The QDMTT, IIR, and UTPR do so by imposing a top-up tax in a jurisdiction whenever the effective tax rate (ETR), determined on a jurisdictional basis under the Pillar Two rules, is below a 15% minimum rate.

According to these rules, Lopez Group, which includes FPH and its subsidiaries (collectively referred to as "FPH Group"), qualifies as an MNE that met the consolidated revenue threshold and is therefore in scope for Pillar Two. At the same time, Pillar Two legislation has been enacted or substantively enacted in several other jurisdictions in which the Lopez Group operates, effective for the financial year beginning January 1, 2025.

FPH Group has determined that the impact of Pillar Two Model Rules is not material to the financial statements in 2025 and 2024 based on its country-by-country reporting and the most recent information available regarding the financial performance of its constituent entities.

For the years ended December 31, 2025 and 2024, FPH Group has applied the amendment to PAS 12, *Income Taxes*, which provides a mandatory temporary exception from recognizing or disclosing deferred taxes related to Pillar Two such that there is no material impact to the 2025 and 2024 parent company financial statements.

20. **Related Party Disclosures**

Enterprises and individuals that directly, or indirectly through one or more intermediaries, control, or are controlled by, or under common control with the Parent Company, including holding companies, and fellow subsidiaries are related entities of the Parent Company. Associates and individuals owning, directly or indirectly, an interest in the voting power of the Parent Company that gives them significant influence over the enterprise, key management personnel, including directors and officers of the Parent Company and close members of the family of these individuals and companies associated with these individuals also constitute related entities.

The following table provides the total amount of transactions and balances that have been entered into with related parties for the relevant years:

	Nature	**2025**	2024
		(In Millions)	
First Gen	Consultancy fees (Note 18)	**₱136**	₱138
	Centralized service fees (Note 18)	**1**	–
FGP Corp. (FGP)	Consultancy fees (Note 18)	**81**	97
First Gas Power Corporation (FGPC)	Consultancy fees (Note 18)	**56**	81
AEI	Rental income (Note 18)	**31**	31
	Centralized service fees (Note 18)	**4**	7
	Consultancy fees (Note 18)	**4**	3
FPDMC	Commission income (Note 18)	**52**	–
	Consultancy fees (Note 18)	**20**	27
	Centralized service fees (Note 18)	**7**	–
Prime Meridian Powergen Corporation	Consultancy fees (Note 18)	**15**	27
Thermaprime Drilling Corporation	Consultancy fees (Note 18)	**24**	24
	Centralized service fees (Note 18)	**2**	–
First Philec, Inc. (FPI)	Consultancy fees (Note 18)	**24**	24
	Centralized service fees (Note 18)	**5**	2
IBSI	System management and accounting support fees	**33**	18
First Balfour	Consultancy fees (Note 18)	**15**	16
	Construction services	–	11
	Centralized service fees (Note 18)	**10**	–
Rockwell-Meralco BPO Venture	Amortization - ROU asset: office space (Note 21)	**7**	14
TGServices, Inc. (TGSI)	Janitorial and messengerial services	**11**	10
Powerlink Security And Investigative Services, Inc.	Security Services	**10**	9
Goldlink Security And Investigative Services Inc. (Goldlink Security)	Security Services	**9**	6
First Gen Hydro Power Corporation	Centralized service fees (Note 18)	**7**	–
Fresh River Lakes Corp.	Centralized service fees (Note 18)	**7**	–
Goldlink Protective And Detective Services, Inc. (Goldlink Protective)	Security Services	**2**	4
Pi Health	Consultancy fees (Note 18)	**4**	3
	Centralized service fees (Note 18)	**4**	3
FPPC	Centralized service fees (Note 18)	**4**	3
First College	Centralized service fees (Note 18)	**3**	4
FPRC	Centralized service fees (Note 18)	**3**	3
	Hospitality services	**1**	3
FCRI	Centralized service fees (Note 18)	**2**	2
First Philippine Development Corporation	Centralized service fees (Note 18)	**2**	2
First Sumiden Realty Inc. (FSRI)	Centralized service fees (Note 18)	**2**	2
FPH Land Ventures Inc.	Centralized service fees (Note 18)	**2**	2
Legacy Homes Incorporated	Centralized service fees (Note 18)	**2**	2
PEI	Centralized service fees (Note 18)	**3**	2
MSA-PH	Consultancy fees (Note 18)	**4**	–
	Centralized service fees (Note 18)	**3**	2
FPIP	Other service fees	**30**	–
	Centralized service fees (Note 18)	**3**	1
FP Island Energy	Centralized service fees (Note 18)	**2**	–
FPHC Pension Fund	Centralized service fees (Note 18)	**1**	1
FPUC	Centralized service fees (Note 18)	**1**	1
PHMDSI	Centralized service fees (Note 18)	**1**	1
First NatGas Power Corp. (FNPC)	Centralized service fees (Note 18)	**1**	–
First Gen Integrated Business Services, Inc.	Centralized service fees (Note 18)	**1**	–
		₱652	₱586

Receivables from related parties which are expected to be settled in cash, are as follows:

	Terms	Conditions	**2025**	2024
				(In Millions)
Nontrade receivables (Note 5)				
Affiliate:				
INAEC Aviation Corporation	30 days upon receipt of billings; noninterest-bearing	Unsecured, impaired	**₱8**	₱8
Subsidiaries:				
FPDMC	30 days upon receipt of billings; noninterest-bearing	Unsecured, unimpaired	**56**	5
Thermaprime	30 days upon receipt of billings; noninterest-bearing	Unsecured, unimpaired	**5**	–
First Balfour	30 days upon receipt of billings; noninterest-bearing	Unsecured, unimpaired	**4**	6
FWV Biofields	30 days upon receipt of billings; noninterest-bearing	Unsecured, impaired	**3**	3
FPI	30 days upon receipt of billings; noninterest-bearing	Unsecured, unimpaired	**3**	1
First College	30 days upon receipt of billings; noninterest-bearing	Unsecured, unimpaired	**3**	–
FPIP	30 days upon receipt of billings; noninterest-bearing	Unsecured, unimpaired	**1**	1
First Gen	30 days upon receipt of billings; noninterest-bearing	Unsecured, unimpaired	**1**	1
PHI	30 days upon receipt of billings; noninterest-bearing	Unsecured, unimpaired	**1**	1
FP Island	30 days upon receipt of billings; noninterest-bearing	Unsecured, unimpaired	–	2
Others	30 days upon receipt of billings; noninterest-bearing	Unsecured, partially impaired	**11**	14
			₱96	₱42

Payables to related parties which are expected to be settled in cash, are as follows:

	Terms	**2025**	2024
			(In Millions)
Nontrade payables (Note 11)			
Affiliate:			
TGSI	30 days upon receipt of billings; noninterest-bearing	**₱1**	₱1
Rockwell-Meralco BPO Venture	30 days upon receipt of billings; noninterest-bearing	**1**	–
Goldlink Protective	30 days upon receipt of billings; noninterest-bearing	–	2
Goldlink Security	30 days upon receipt of billings; noninterest-bearing	–	1
Subsidiaries:			
IBSI	30 days upon receipt of billings; noninterest-bearing	**2**	1
FPRC	30 days upon receipt of billings; noninterest-bearing	**1**	1
Others	30 days upon receipt of billings; noninterest-bearing	**1**	2
		₱6	₱8

There was no additional provision for impairment loss recognized in 2025 and 2024. As at December 31, 2025 and 2024, the allowance for ECL on receivable from related parties amounted to ₱22 million (see Note 5). The Parent Company undertakes an assessment each financial year by examining the financial position of the related party and the market in which the related party operates.

Compensation of key management personnel are as follows:

	2025	2024
		(In Millions)
Short-term employee benefits	**₱142**	₱102
Retirement benefits	**23**	19
	₱165	₱121

21. Leases

Parent Company as a lessee
In June 2015, the Parent Company executed a noncancelable lease agreement with Rockwell-Meralco BPO Venture on its office space at RBC Tower 3 for a period of five years commencing on July 1, 2015 to June 30, 2020. In June 2020, the lease agreement was renewed and the term was extended for additional 5 years until June 30, 2025. An interim extension was executed effective until December 31, 2025. As of March 13, 2026, a new lease agreement has been agreed and the finalization of the lease contract is ongoing.

The Parent Company's obligations under its leases are secured by the lessor's title to the leased assets. Generally, the Parent Company is not restricted from assigning and subleasing the leased assets.

The rollforward analysis of the right-of-use assets follows:

	2025		
	Land	**Office space**	**Total**
		(In Millions)	
Cost			
Balances at beginning and end of year	**₱116**	**₱91**	**₱207**
Accumulated Amortization			
Balances at beginning of year	**31**	**83**	**114**
Amortization (Note 15)	**6**	**7**	**13**
Balances at end of year	**37**	**90**	**127**
Net Book Values	**₱79**	**₱1**	**₱80**

	2024		
	Land	Office space	Total
		(In Millions)	
Cost			
Balances at beginning and end of year	₱116	₱91	₱207
Accumulated Amortization			
Balances at beginning of year	25	69	94
Amortization (Note 15)	6	14	20
Balances at end of year	31	83	114
Net Book Values	₱85	₱8	₱93

The following are the amounts recognized in the parent company statements of income:

	2025	2024
	(In Millions)	
Amortization expense of right-of-use assets (Note 15)	**₱13**	₱20
Expenses relating to short-term leases (included in general and administrative expenses) (Note 15)	**23**	8
	₱36	₱28

The rollforward analysis of the lease liabilities follows:

	2025	2024
	(In Millions)	
Balance at beginning of year	**₱1**	₱18
Payments (Note 22)	**(1)**	(17)
Balance at end of year	**–**	1
Current portion	**–**	1
Noncurrent portion	**₱–**	₱–

The Parent Company has several lease contracts that include extension and termination options. These options are negotiated by management to provide flexibility in managing the leased-asset portfolio and align with the Parent Company's business needs. Management exercises significant judgement in determining whether these extension and termination options are reasonably certain to be exercised. The maturity analysis of the undiscounted lease payments is disclosed in Note 22 under liquidity risk section.

22. Financial Risk Management Objectives and Policies

The Parent Company's principal financial instruments include non-derivative instruments such as cash and cash equivalents. The main purpose of these financial instruments is to raise finances for the Parent Company's operations. The Parent Company has various other financial assets and liabilities, such as receivables (excluding advances to officers and employees), financial assets at FVOCI, accounts payable and other current liabilities (excluding statutory taxes payable), lease liabilities and long-term debts.

The Parent Company does not engage in any speculative derivative transactions.

The Parent Company has an Enterprise-wide Risk Management Program which aims to identify risks based on the likelihood of occurrence and impact to the business, formulate risk management strategies, assess risk management capabilities and continuously monitor the risk management efforts. The main risks arising from the use of financial instruments are market risk, credit risk and liquidity risk.

Market Risk

Market risk is the risk that the fair value of future cash flows of a financial instrument will fluctuate because of changes in market prices.

Interest Rate Risk. Interest rate risk arises from the possibility that the fair value or future cash flows of a financial instrument will fluctuate because of changes in market interest.

The Parent Company's exposure to the risk for changes in market interest rates relates primarily to the Parent Company's long-term debt obligations with floating interest rates. The Parent Company believes that prudent management of its interest cost will entail a balanced mix of fixed and variable rate debt. On a regular basis, the Finance Group of the Parent Company monitors the interest rate exposure and presents it to management. To manage the exposure to floating interest rates in a cost-efficient manner, prepayment, or refinancing are undertaken as deemed necessary and feasible.

The tables below show the finance income and costs from the Parent Company's financial instruments:

	2025		
	Finance Income	**Finance Costs**	**Net Finance Income (Cost)**
		(In Millions)	
Cash in banks and cash equivalents (Note 4)	**₱128**	**₱–**	**₱128**
Long-term debt (Note 12)	**–**	**(645)**	**(645)**
	₱128	**(₱645)**	**(₱517)**

	2024		
	Finance Income	Finance Costs	Net Finance Income (Cost)
		(In Millions)	
Cash in banks and cash equivalents (Note 4)	₱85	₱–	₱85
Long-term debt (Note 12)	–	(637)	(637)
	₱85	(₱637)	(₱552)

Foreign Currency Risk. Foreign currency risk arises from the possibility that future cash flows of financial instruments will fluctuate because of changes in foreign currency exchange rates.

The Parent Company's exposure to foreign currency exchange risk results from its business transactions denominated in foreign currencies. It is the Parent Company's policy to ensure active and prudent management of its foreign exchange risk.

The foreign-currency-denominated assets and liabilities, which pertain to the U.S. dollar, are translated to Philippine peso being the functional and presentation currency of the Parent Company. In translating these foreign-currency-denominated monetary assets into Philippine peso, the exchange rates used were ₱58.79 and ₱57.85 to US$1.00 which is the Philippine peso-U.S. dollar closing exchange rates as at December 31, 2025 and 2024, respectively.

The table below summarizes the Parent Company's exposure to foreign currency exchange risk as at December 31, 2025 and 2024:

	2025		2024	
	U.S. Dollar	**Philippine Peso**	U.S. Dollar	Philippine Peso
		(In Millions)		
Financial Asset				
Cash in banks and cash equivalents	**$0.2**	**₱13**	$0.3	₱18

The following table demonstrates the sensitivity to a reasonably possible change in the Philippine peso to U.S. dollar exchange rate, with all other variables held constant, of the Parent Company's income before tax (due to changes in the fair value of foreign-currency-denominated financial assets) as at December 31, 2025 and 2024.

	Change in Exchange Rate in U.S. dollar against Philippine peso	Effect on Income Before Income Tax
		(In Millions)
2025	**+10%**	**₱1**
	-10%	**(1)**
2024	+10%	₱2
	-10%	(2)

There is no effect on equity other than the effect on income before income tax.

Equity Price Risk. Equity price risk arises from uncertainties about future values of the investment in equity securities.

The Parent Company manages the equity price risk through diversification and by placing limits on individual and total equity instruments. The Parent Company's BOD reviews and approves all equity investment decisions.

The following table demonstrates the sensitivity to a reasonably possible change in share price, with all other variables held constant:

Quoted Equity Securities	Change in Equity Price*	Effect on Other Comprehensive Income
		(In Millions)
2025	**+22%**	**₱5,605**
	–22%	**(5,605)**
2024	+24%	₱5,198
	–24%	(5,198)

**Average percentage change in share price during the years ended December 31, 2025 and 2024.*

As at December 31, 2025 and 2024, the sensitivity analysis includes the Parent Company's significant quoted equity securities with amounts adjusted by the specific beta for these investments.

Credit Risk

The Parent Company trades only with recognized, creditworthy third parties and/or transacts only with institutions and/or banks which have demonstrated financial soundness. It is the Parent Company's policy that all parties who wish to trade on credit terms are subject to credit verification procedures. In addition, receivable balances are monitored on an on-going basis and level of allowance is reviewed with the result that the Parent Company's exposure to bad debts is not significant.

With respect to credit risk arising from other financial assets which comprise mostly of cash and cash equivalents, receivables (excluding advances to officers and employees) and equity instruments at FVOCI, the Parent Company's exposure to credit risk arises from default of the counterparty, with a maximum exposure equal to the carrying amount of these instruments.

The carrying amount of financial assets which also represents the maximum credit exposure as at the reporting date are as follows:

	2025	2024
Cash and cash equivalents	**₱4,481**	₱3,223
Receivables	**114**	263
Financial assets at FVOCI	**28,485**	23,910
	₱33,080	₱27,396

Aging Analysis. The aging analysis of financial assets follows:

	2025		
	Current	**ECL**	**Total**
Cash and cash equivalents	**₱4,481**	**₱–**	**₱4,481**
Receivables	**114**	**73**	**187**
Financial assets at FVOCI	**28,485**	**–**	**28,485**
	₱33,080	**₱73**	**₱33,153**

	2024		
	Current	ECL	Total
Cash and cash equivalents	₱3,223	₱–	₱3,223
Receivables	263	73	336
Financial assets at FVOCI	23,910	–	23,910
	₱27,396	₱73	₱27,469

There are no past due receivables other than those provided with allowance for ECL.

Credit Risk under General and Simplified Approach

	2025				
	General Approach			**Simplified**	
	Stage 1	**Stage 2**	**Stage 3**	**Approach**	**Total**
Cash and cash equivalents*	**₱4,481**	**₱–**	**₱–**	**₱–**	**₱4,481**
Receivables	**–**	**–**	**–**	**187**	**187**
Financial assets at FVOCI	**28,485**	**–**	**–**	**–**	**28,485**
	₱32,966	**₱–**	**₱–**	**₱187**	**₱33,153**

** Excluding cash on hand amounting to ₱0.09 million.*

	2024				
	General Approach			Simplified	
	Stage 1	Stage 2	Stage 3	Approach	Total
Cash and cash equivalents*	₱3,223	₱–	₱–	₱–	₱3,223
Receivables	–	–	–	336	336
Financial assets at FVOCI	23,910	–	–	–	23,910
	₱27,133	₱–	₱–	₱336	₱27,469

** Excluding cash on hand amounting to ₱0.09 million.*

Liquidity Risk

The Parent Company's exposure to liquidity risk refers to the lack of funding needed to finance its investments, service its maturing loan obligations on time and meet its working capital requirements. To manage this exposure, the Parent Company maintains internally generated funds and prudently manages the proceeds obtained from its investments and sale of assets. The Parent Company

employs scenario analysis to actively manage its liquidity position and ensure that all operating and financing needs are met. The Parent Company maintains a level of cash and cash equivalents deemed sufficient to finance the operations and ensures the availability of short-term credit lines with certain banking institutions.

The table summarizes the maturity profile of the Parent Company's financial assets used for liquidity management and liabilities as at December 31, 2025 and 2024 based on contractual undiscounted payments.

	2025			
	3 to 12 Months	**More than 1 Year to 5 Years**	**More than 5 Years**	**Total**
	(In Millions)			
Financial Assets				
Cash and cash equivalents	**₱4,481**	**₱–**	**₱–**	**₱4,481**
Receivables	**114**	**–**	**–**	**114**
Financial assets at FVOCI	**–**	**28,485**	**–**	**28,485**
	4,595	**28,485**	**–**	**33,080**
Financial Liabilities				
Accounts payable and other current liabilities*	**1,798**	**–**	**–**	**1,798**
Long-term debt, including current portion**	**1,944**	**6,678**	**4,749**	**13,371**
	3,742	**6,678**	**4,749**	**15,169**
Net Financial Assets (Liabilities)	**₱853**	**₱21,807**	**(₱4,749)**	**₱17,911**

**Excluding statutory taxes amounting to ₱41 million*
***Including interest payments and excluding debt issue costs*

	2024			
	3 to 12 Months	More than 1 Year to 5 Years	More than 5 Years	Total
	(In Millions)			
Financial Assets				
Cash and cash equivalents	₱3,223	₱–	₱–	₱3,223
Receivables	263	–	–	263
Financial assets at FVOCI	–	23,910	–	23,910
	3,486	23,910	–	27,396
Financial Liabilities				
Accounts payable and other current liabilities*	1,759	–	–	1,759
Lease liabilities	1	–	–	1
Long-term debt, including current portion**	2,175	7,739	1,943	11,857
	3,935	7,739	1,943	13,617
Net Financial Assets (Liabilities)	(₱449)	₱16,171	(₱1,943)	₱13,779

**Excluding statutory taxes amounting to ₱30 million*
***Including interest payments and excluding debt issue costs*

Capital Management

The primary objective of the Parent Company's capital management is to ensure that it maintains strong credit rating and capital ratios in order to comply with its loan covenants, support its business operations and maximize shareholder value.

The Parent Company manages and makes adjustments to its capital structure which pertains to its equity as shown in the parent company statement of financial position and makes adjustments to it in light of changes in economic conditions. To maintain or adjust its capital structure, the Parent Company may increase the levels of capital contributions from its creditors and shareholders through debt and new shares issuance, respectively. No changes were made in the objectives, policies or processes during the years ended December 31, 2025 and 2024.

The Parent Company monitors capital using debt-to-equity ratio, which is total long-term debts divided by total equity. The Parent Company's practice is to keep the debt-to-equity ratio not more than 2:1. Debt to equity ratio as at December 31, 2025 and 2024 is 0.15:1 and 0.16:1, respectively.

23. Fair Value Measurement

The following table provides the fair value measurement of the Parent Company's assets and liabilities:

	2025			
	Level 1	**Level 2**	**Level 3**	**Total**
		(In Millions)		
Assets Measured at Fair Value				
Financial assets at FVOCI (Note 7):				
Meralco shares	**₱25,476**	**₱–**	**₱–**	**₱25,476**
Lopez Holdings shares	**2,649**	**–**	**–**	**2,649**
Proprietary membership shares	**310**	**–**	**–**	**310**
Others	**–**	**–**	**50**	**50**
Assets for which Fair Value is Disclosed				
Nonfinancial assets - Investment properties (Note 9)	–	–	**1,570**	**1,570**
	₱28,435	**₱–**	**₱1,620**	**₱30,055**
Liabilities				
Long-term debt, including current portion (Note 12):				
₱5.0 billion FXCN	**₱–**	**₱–**	**₱2,514**	**₱2,514**
₱5.0 billion FXCN	**–**	**–**	**2,514**	**2,514**
₱1.74 billion FRCN	**–**	**–**	**1,364**	**1,364**
₱945 million FRCN	**–**	**–**	**742**	**742**
₱1.0 billion FXCN	**–**	**–**	**645**	**645**
₱312 million FRCN	**–**	**–**	**246**	**246**
₱312 million FRCN	**–**	**–**	**246**	**246**
₱312 million FRCN	**–**	**–**	**246**	**246**
₱312 million FRCN	**–**	**–**	**246**	**246**
₱56 million FRCN	**–**	**–**	**53**	**53**
	₱–	**₱–**	**₱8,816**	**₱8,816**

	2024			
	Level 1	Level 2	Level 3	Total
		(In Millions)		
Assets Measured at Fair Value				
Financial assets at FVOCI (Note 7):				
Meralco shares	₱21,658	₱–	₱–	₱21,658
Lopez Holdings shares	1,923	–	–	1,923
Proprietary membership shares	279	–	–	279
Others	–	–	50	50
Assets for which Fair Value is Disclosed				
Nonfinancial assets - Investment properties (Note 9)	–	–	1,570	1,570
	₱23,860	₱–	₱1,620	₱25,480
Liabilities				
Long-term debt, including current portion (Note 12):				
₱5.0 billion FXCN	₱–	₱–	₱2,977	₱2,977
₱5.0 billion FXCN	–	–	2,977	2,977
₱1.0 billion FRCN	–	–	779	779
₱1.0 billion FRCN	–	–	714	714
₱1.0 billion FXCN	–	–	714	714
₱313 million FRCN	–	–	244	244
₱313 million FRCN	–	–	244	244
₱111 million FRCN	–	–	87	87
	–	–	8,736	8,736

Cash and Cash Equivalents, Receivables (excluding advances to officers and employees) and Accounts Payable and Other Current Liabilities (excluding statutory taxes payable). The carrying amounts approximate fair values primarily due to the relatively short-term maturity of these financial instruments.

Financial Assets at FVOCI. Investments in equity securities which have no fixed maturity date are classified as financial assets at FVOCI. The fair values of such investments that are actively traded in organized financial markets are categorized under Level 1 as these are determined by reference to quoted market bid prices at the close of business on the financial reporting dates.

Investment Properties. The fair values were determined by independent professional appraisers. Fair value is defined as the price that would be received to sell an asset or paid to transfer a liability in an orderly transaction between market participants at the measurement date. The fair value disclosures of the investment properties are categorized under Level 3 as the market for the identical or similar properties is not active.

In conducting the appraisal, the accredited independent appraisers personally inspected the property, investigated local market condition and gave consideration to the reproduction cost (new) of each replaceable asset in accordance with current market prices of materials, labor, manufactured equipment, contractor's overhead, profit and fees, and all other attendant costs associated with its acquisition and installation in place but without provision for overtime or bonuses for labor and premiums for materials; accrued depreciation as evidenced by observed condition; extent, character and utility of the property; sales or listings and offerings of comparable land; and highest and best use of the property.

Long-term Debt. Fair values of long-term debt are categorized under Level 3 as these were computed by discounting the instruments' expected future cash flows using the prevailing credit-adjusted PH BVAL rates ranging from 5.69% to 6.72% in 2025 and 6.70% to 6.83% in 2024.

During the years ended December 31, 2025 and 2024, there were no transfers between Level 1 and Level 2 fair value measurements, and no transfers into and out of Level 3 fair value measurements.

24. Changes in Liabilities Arising from Financing Activities

	January 1, 2025	**Cash Flows**	**Others**	**December 31, 2025**
Current and noncurrent portion of long-term debt (Note 12)	**₱10,365**	**(₱–)**	**(₱10)**	**₱10,355**
Accrued interest payable (Note 11)	**77**	**(612)**	**639**	**104**
Dividends payable (Notes 11 and 13)	**391**	**(956)**	**976**	**411**
Lease liabilities (Note 21)	**1**	**(1)**	**–**	**–**
	₱10,834	**(₱1,569)**	**₱1,605**	**₱10,870**

	January 1, 2024	Cash Flows	Others	December 31, 2024
Current and noncurrent portion of long-term debt (Note 12)	₱11,104	(₱736)	(₱3)	₱10,365
Accrued interest payable (Note 11)	81	(637)	633	77
Dividends payable (Notes 11 and 13)	363	(991)	1,019	391
Lease liabilities (Note 21)	18	(17)	–	1
	₱11,566	(₱2,381)	₱1,649	₱10,834

"Others" include the amortization of debt issue costs, the effect of reclassification of noncurrent portion of long-term debt, accrual of dividends, and the effect of accrued interest on long-term debts that were not yet paid as at December 31, 2025 and 2024. The Parent Company classifies interest paid as part of cash flows from financing activities.

25. Operating Segment Information

Operating segments are components of the Parent Company (a) that engage in business activities from which they may earn revenues and incur expenses; (b) with operating results which are regularly reviewed by the Parent Company's chief operating decision-maker (the BOD) to make decisions about how resources are to be allocated to the segment and assess their performances; and (c) for which discrete financial information is available.

The operating businesses of the Parent Company's subsidiaries are organized and managed separately according to the nature of the products and services, with each segment representing a strategic business unit that offers different products and serves different markets.

The Parent Company conducts majority of its business activities in the following areas:

- Power generation - power generation subsidiaries under First Gen
- Real estate development - residential and commercial real estate development and leasing of Rockwell Land and sale of industrial lots and leasing of ready-built factories by FPIP and FITI
- Energy Solutions - Pi Energy (until May 2025), FP Island and FPI
- Construction and other services - construction, geothermal well drilling, oil transporting, healthcare product services, education, investment holdings, financing and others

Segment revenue, segment expenses and segment performance include transfers between business segments. The transfers are accounted for at competitive market prices charged to unrelated customers for similar products. Such transfers are eliminated in consolidation.

The operations of these business segments are substantially in the Philippines. First Gen's revenues are substantially generated from sale of electricity to the National Transmission Corporation, various distribution utilities, electric cooperatives, and contestable customers, and to Meralco, the sole customer of FGP, FGPC and FNPC (until February 2024); while close to nil and 3.1% in 2025 and 2024, respectively, of Energy Development Corporation's total revenues were derived from its then existing long-term power purchase agreement with National Power Corporation. FPI's revenues are also substantially generated from its sale of transformer equipment to Meralco.

Financial information about the business segments follows:

	2025					
	Power Generation	**Real Estate Development**	**Energy Solutions**	**Construction and Other Services**	**Reconciliation**	**Parent Company Financial Statements**
Revenues:						
External sales	**₱52,091**	**₱20,312**	**₱5,237**	**₱7,079**	**(₱79,227)**	**₱5,492**
Inter-segment sales	**–**	**–**	**–**	**9,661**	**(9,661)**	**–**
Equity in net earnings of associates and joint ventures	**609**	**420**	**–**	**17,008**	**(18,037)**	**–**
Total revenues	**52,700**	**20,732**	**5,237**	**33,748**	**(106,925)**	**5,492**
Costs and expenses	**(33,646)**	**(12,542)**	**(3,694)**	**(15,916)**	**64,807**	**(991)**
Depreciation and amortization	**(9,725)**	**(1,305)**	**(103)**	**(1,186)**	**12,286**	**(33)**

(Forward)

	2025					
	Power Generation	**Real Estate Development**	**Energy Solutions**	**Construction and Other Services**	**Reconciliation**	**Parent Company Financial Statements**
Finance costs	**(₱6,443)**	**(₱2,106)**	**(₱45)**	**(₱906)**	**₱8,855**	**(₱645)**
Finance income	**996**	**449**	**16**	**279**	**(1,612)**	**128**
Foreign exchange gain (loss)	**65**	**(33)**	**12**	**10**	**(51)**	**3**
Other income (charges)	**10,498**	**1,833**	**57**	**1,785**	**(13,752)**	**421**
Income before income tax	**14,445**	**7,028**	**1,480**	**17,814**	**(36,392)**	**4,375**
Provision for income tax	**971**	**1,468**	**268**	**314**	**(3,010)**	**11**
Net income (loss)	**₱13,474**	**₱5,560**	**₱1,212**	**₱17,500**	**(₱33,382)**	**₱4,364**

	2024 (As restated)					
	Power Generation	Real Estate Development	Energy Solutions	Construction and Other Services	Reconciliation	Parent Company Financial Statements
Revenues:						
External sales	₱48,854	₱19,132	₱5,663	₱4,978	(₱73,819)	₱4,808
Inter-segment sales	–	–	–	11,212	(11,212)	–
Equity in net earnings of associates and joint ventures	(26)	381	–	14,982	(15,337)	–
Total revenues	48,828	19,513	5,663	31,172	(100,368)	4,808
Costs and expenses	(29,190)	(13,016)	(4,182)	(15,012)	60,464	(936)
Depreciation and amortization	(5,498)	(1,148)	(105)	(1,158)	7,855	(54)
Finance costs	(5,063)	(1,869)	(47)	(964)	7,306	(637)
Finance income	1,320	534	45	110	(1,924)	85
Foreign exchange gain (loss)	820	(13)	47	64	(896)	22
Other income (charges)	(222)	1,582	12	2,003	(2,821)	554
Income before income tax	10,995	5,583	1,433	16,215	(30,384)	3,842
Provision for income tax	1,322	1,257	275	364	(3,207)	11
Net income (loss)	₱9,673	₱4,326	₱1,158	₱15,851	(₱27,177)	₱3,831

Other financial information of the business segments are as follows:

	As at December 31, 2025					
	Power Generation	**Real Estate Development**	**Energy Solutions**	**Construction and Other Services**	**Reconciliation**	**Parent Company Financial Statements**
Current assets	**₱101,015**	**₱54,891**	**₱3,510**	**₱19,400**	**(₱174,161)**	**₱4,655**
Noncurrent assets	**280,740**	**86,818**	**1,360**	**213,243**	**(504,239)**	**77,922**
Total assets	**₱381,755**	**₱141,709**	**₱4,870**	**₱232,643**	**(₱678,400)**	**₱82,577**
Current liabilities	**₱40,129**	**₱31,085**	**₱1,813**	**₱11,057**	**(₱80,899)**	**₱3,185**
Noncurrent liabilities	**114,896**	**56,024**	**736**	**15,770**	**(177,665)**	**9,761**
Total liabilities	**₱155,025**	**₱87,109**	**₱2,549**	**₱26,827**	**(₱258,564)**	**₱12,946**
Other Disclosures:						
Investments in associates and joint ventures	**₱30,955**	**₱5,228**	**₱31**	**₱39**	**(₱36,253)**	**₱–**
Goodwill and intangible assets	**66,456**	**–**	**–**	**14**	**(66,470)**	**–**
Additions to:						
Property, plant and equipment	**₱23,533**	**₱3,313**	**₱290**	**₱449**	**(27,574)**	**11**
Investment properties	**–**	**2,733**	**–**	**845**	**(3,578)**	**–**
Exploration and evaluation assets	**1,667**	**–**	**–**	**–**	**(1,667)**	**–**

	As at December 31, 2024					
	Power Generation	Real Estate Development	Energy Solutions	Construction and Other Services	Reconciliation	Parent Company Financial Statements
Current assets	₱91,724	₱51,752	₱4,002	₱19,611	(₱163,569)	₱3,520
Noncurrent assets	289,747	39,354	2,108	198,790	(455,657)	74,342
Total assets	₱381,471	₱91,106	₱6,110	₱218,401	(₱619,226)	₱77,862
Current liabilities	₱63,218	₱16,964	₱3,023	₱16,368	(₱96,010)	₱3,563
Noncurrent liabilities	118,739	32,700	526	12,825	(155,460)	9,330
Total liabilities	₱181,957	₱49,664	₱3,549	₱29,193	(₱251,470)	₱12,893
Other Disclosures:						
Investments in associates and joint ventures	₱1,142	₱5,175	₱32	₱53	(₱6,402)	₱–
Goodwill and intangible assets	67,422	–	–	–	(67,422)	–
Additions to:						
Property, plant and equipment	₱40,754	₱888	₱208	₱3,545	(45,363)	32
Investment properties	–	1,682	–	194	(1,876)	–
Exploration and evaluation assets	493	–	–	–	(493)	–

26. Standards Issued but Not yet Effective

Pronouncements issued but not yet effective are listed below. The Parent Company does not expect that the future adoption of the said pronouncements to have a significant impact on the parent company financial statements. The Parent Company intends to adopt the following pronouncements when they become effective.

Effective beginning on or after January 1, 2026

- Amendments to Illustrative Examples on PFRS 7, PFRS 18, PAS 1, PAS 8, PAS 26 and PAS 37, *Disclosures about Uncertainties in the Financial Statements*

  The amendments add illustrative examples to several PFRS Accounting Standards intended to improve the reporting of climate-related and other uncertainties in the financial statements, particularly to address stakeholders' concerns about consistency of information within the general-purpose financial reports and sufficient information on climate-related risks and other uncertainties in the financial statements.

  The examples address topics such as materiality judgements, significant judgements and estimates, and aggregation and disaggregation.

  The illustrative examples are not an integral part of PFRS Accounting Standards and, as such, do not have an effective date or transition requirements. However, an entity is expected to be entitled to sufficient time to implement any changes to align the information disclosed in its financial statements with the illustrative examples. Determining how much time is sufficient is a matter of judgement that depends on an entity's particular facts and circumstances. Nonetheless, an entity would be expected to implement any changes on a timely basis.

- Amendments to PFRS 9 and PFRS 7, *Classification and Measurement of Financial Instruments*

  The amendments clarify that a financial liability is derecognized on the 'settlement date', i.e., when the related obligation is discharged, cancelled, expires or the liability otherwise qualifies for derecognition. They also introduce an accounting policy option to derecognize financial liabilities that are settled through an electronic payment system before settlement date if certain conditions are met.

he amendments also clarify how to assess the contractual cash flow characteristics of financial assets that include environmental, social and governance (ESG)-linked features and other similar contingent features. Furthermore, the amendments clarify the treatment of non-recourse assets and contractually linked instruments.

- Amendments to PFRS 9 and PFRS 7, *Contracts Referencing Nature-dependent Electricity*

  The amendments only apply to contracts that reference nature-dependent electricity such as contracts to buy or sell nature-dependent electricity, as well as financial instruments that reference such electricity. This amendment cannot be applied by analogy to other contracts, items or transactions.

  The amendments clarify the application of the 'own-use' requirements for in-scope contracts, amend the designation requirements for a hedge item in a cash flow hedging relationship for in-scope contracts and include new disclosure requirements.

- Annual Improvements to PFRS Accounting Standards—Volume 11

  The amendments are limited to changes that either clarify the wording in an Accounting Standard or correct relatively minor unintended consequences, oversight or conflicts between the requirements in the Accounting Standards. The following is the summary of the Standards involved and their related amendments.

  - Amendments to PFRS 1, *Hedge Accounting by a First-time Adopter*
    The amendments included in paragraphs B5 and B6 of PFRS 1 cross references to the qualifying criteria for hedge accounting in paragraph 6.4.1(a), (b) and (c) of PFRS 9. These are intended to address potential confusion arising from an inconsistency between the wording in PFRS 1 and the requirements for hedge accounting in PFRS 9.

  - Amendments to PFRS 7, *Gain or Loss on Derecognition*
    The amendments updated the language of paragraph B38 of PFRS 7 on unobservable inputs and included a cross reference to paragraphs 72 and 73 of PFRS 13.

  - Amendments to PFRS 9
    - Lessee Derecognition of Lease Liabilities
      The amendments to paragraph 2.1 of PFRS 9 clarified that when a lessee has determined that a lease liability has been extinguished in accordance with PFRS 9, the lessee is required to apply paragraph 3.3.3 and recognize any resulting gain or loss in profit or loss.

    - Transaction Price
      The amendments to paragraph 5.1.3 of PFRS 9 replaced the reference to 'transaction price as defined by PFRS 15 *Revenue from Contracts with Customers*' with 'the amount determined by applying PFRS 15'. The term 'transaction price' in relation to PFRS 15 was potentially confusing and so it has been removed. The term was also deleted from Appendix A of PFRS 9.

  - Amendments to PFRS 10, *Determination of a 'De Facto Agent'*
    The amendments to paragraph B74 of PFRS 10 clarified that the relationship described in B74 is just one example of various relationships that might exist between the investor and other parties acting as de facto agents of the investor.

Amendments to PAS 7, *Cost Method*
The amendments to paragraph 37 of PAS 7 replaced the term 'cost method' with 'at cost', following the prior deletion of the definition of 'cost method'.

Effective beginning on or after January 1, 2027

- PFRS 17, *Insurance Contracts*

  PFRS 17 is a comprehensive new accounting standard for insurance contracts covering recognition and measurement, presentation and disclosure. Once effective, PFRS 17 will replace PFRS 4, *Insurance Contracts*. This new standard on insurance contracts applies to all types of insurance contracts (i.e., life, non-life, direct insurance and re-insurance), regardless of the type of entities that issue them, as well as to certain guarantees and financial instruments with discretionary participation features. A few scope exceptions will apply.
  The overall objective of PFRS 17 is to provide an accounting model for insurance contracts that is more useful and consistent for insurers. In contrast to the requirements in PFRS 4, which are largely based on grandfathering previous local accounting policies, PFRS 17 provides a comprehensive model for insurance contracts, covering all relevant accounting aspects. The core of PFRS 17 is the general model, supplemented by:

  - A specific adaptation for contracts with direct participation features (the variable fee approach)
  - A simplified approach (the premium allocation approach) mainly for short-duration contracts

  On December 15, 2021, the FSRSC amended the mandatory effective date of PFRS 17 from January 1, 2023 to January 1, 2025. Thereafter, on February 14, 2025, the FSRSC approved the amendment to PFRS 17 that further defers the date of initial application by an additional two (2) years, to annual periods beginning on or after January 1, 2027. This will provide more time for the insurance industry to fully prepare and assess the impact of adopting the said standard.

- PFRS 18, *Presentation and Disclosure in Financial Statements*

  The standard replaces PAS 1 Presentation of Financial Statements and responds to investors' demand for better information about companies' financial performance. The new requirements include:
  - Required totals, subtotals and new categories in the statement of profit or loss
  - Disclosure of management-defined performance measures
  - Guidance on aggregation and disaggregation

- PFRS 19, *Subsidiaries without Public Accountability*

  The standard allows eligible entities to elect to apply PFRS 19's reduced disclosure requirements while still applying the recognition, measurement and presentation requirements in other PFRS Accounting Standards.

  In 2025, PFRS 19 was amended to provide reduced disclosure requirements for new or amended PFRS Accounting Standards adopted by the FSRSC from the issuances of the IASB between February 2021 and May 2024.

  The application of the standard is optional for eligible entities.

- Amendments to PAS 21, *Translation to a Hyperinflationary Presentation Currency*

  The amendments introduce translation requirements for entities translating their financial statements, or the results and financial position of a foreign operation, from a functional currency that is the currency of a non-hyperinflationary economy to a presentation currency that is the currency of a hyperinflationary economy.

Deferred effectivity

- Amendments to PFRS 10 and PAS 28, *Sale or Contribution of Assets between an Investor and its Associate or Joint Venture*

  The amendments address the conflict between PFRS 10 and PAS 28 in dealing with the loss of control of a subsidiary that is sold or contributed to an associate or joint venture. The amendments clarify that a full gain or loss is recognized when a transfer to an associate or joint venture involves a business as defined in PFRS 3. Any gain or loss resulting from the sale or contribution of assets that does not constitute a business, however, is recognized only to the extent of unrelated investors' interests in the associate or joint venture.

  On January 13, 2016, the FSRSC deferred the original effective date of January 1, 2016 of the said amendments until the IASB completes its broader review of the research project on equity accounting that may result in the simplification of accounting for such transactions and of other aspects of accounting for associates and joint ventures.

27. Supplementary Information Required Under Revenue Regulations 15-2010

In compliance with the requirements set forth by Revenue Regulations 15-2010, hereunder are the information on taxes, duties and license fees paid or accrued during the taxable year ended December 31, 2025 (amounts in millions).

a. Output Value-Added Tax (VAT)

Net Sales/Receipts and Output VAT declared in the Parent Company's VAT returns:

	Net Sales	Output VAT
Taxable sales (subject to 12% VAT)	₱514	₱62
Zero-rated sales	134	–
	₱648	₱62

Zero-rated sales pertain to revenues related to the lease of warehouse and sale of services to a PEZA-registered facilities enterprise which are VAT zero-rated transactions pursuant to R.A. 7916.

b. Input VAT

	Amount
As at January 1	₱13
Current year's domestic purchases/payments for:	
Services lodged under other accounts	31
Adjustments:	
Applied against output VAT	(44)
As at December 31	₱–

c. Importations and Excise Taxes

The Parent Company has no locally produced or imported excisable item, landed cost of imports, custom duties and tariff fees paid or accrued as at December 31, 2025.

d. Withholding Taxes

	Paid	Accrued	Total
Withholding tax on compensation and benefits (WTC)	₱103	₱24	₱127
Final withholding tax (FWT)	39	14	53
Expanded withholding tax (EWT)	31	3	34
	₱173	₱41	₱214

e. Taxes and Licenses

Final taxes and VAT	₱15
Business Permit	5
Fringe benefit tax (FBT)	4
Real property taxes	4
Annual listing maintenance fee in PSE	4
Others	–
	₱32

f. Documentary Stamp Tax (DST)

The Parent Company has no DST payments for the year ended December 31, 2025.

g. Status of Tax Assessments and Court Cases

As at December 31, 2025, the Parent Company has no other outstanding final assessment notice from the BIR nor does it have any pending tax cases outside the administration of the BIR.

Annex “D”
Index to Consolidated Financial Statements and Supplementary Schedules (SRC Rule 68, as amended (2011)

SyCip Gorres Velayo & Co.
6760 Ayala Avenue
1226 Makati City
Philippines

Tel: (632) 8891 0307
Fax: (632) 8819 0872
sgv.ph

INDEPENDENT AUDITOR'S REPORT
ON SUPPLEMENTARY SCHEDULES

The Board of Directors and the Stockholders
First Philippine Holdings Corporation
6th Floor, Rockwell Business Center Tower 3
Ortigas Avenue, Pasig City

We have audited in accordance with Philippine Standards on Auditing, the consolidated financial statements of First Philippine Holdings Corporation and its subsidiaries (collectively referred to as the "Group") as at December 31, 2025 and 2024 and for each of the three years in the period ended December 31, 2025 and have issued our report thereon dated March 26, 2026. Our audits were made for the purpose of forming an opinion on the consolidated financial statements taken as a whole. The schedules listed in the Index to Consolidated Financial Statements and the Supplementary Schedules are the responsibility of the Group's management. These schedules are presented for purposes of complying with Revised Securities Regulation Code Rule 68 and are not part of the basic consolidated financial statements. These schedules have been subjected to the auditing procedures applied in the audit of the basic consolidated financial statements and, in our opinion, fairly state, in all material respects, the information required to be set forth therein in relation to the basic consolidated financial statements taken as a whole.

SYCIP GORRES VELAYO & CO.

Maria Veronica Andresa R. Pore
Partner
CPA Certificate No. 90349
Tax Identification No. 164-533-282
BOA/PRC Reg. No. 0001, April 16, 2024, valid until August 23, 2026
SEC Partner Accreditation No. 90349-SEC (Group A)
Valid to cover audit of 2022 to 2026 financial statements
SEC Firm Accreditation No. 0001-SEC (Group A)
Valid to cover audit of 2021 to 2025 financial statements
BIR Accreditation No. 08-001998-071-2023, October 23, 2023, valid until October 22, 2026
PTR No. 10765107, January 2, 2026, Makati City

March 26, 2026

FIRST PHILIPPINE HOLDINGS CORPORATION AND SUBSIDIARIES INDEX TO

CONSOLIDATED FINANCIAL STATEMENTS AND THE SUPPLEMENTARY SCHEDULES

FORM 17-A, Item 7

Revised SRC Rule 68 (Schedules)

	Page No.
Report for Independent Public Accountants on Supplementary Schedules…….	
A. Financial Assets ……..	**i**
B. Amounts Receivable from Directors, Officers, Employees, Related Parties and Principal Stockholders (Other than Related Parties) ……	*
C. Amounts Receivable from Related Parties which are Eliminated during Consolidation of Financial Statements ……	**ii**
D. Long--term Debt ……...	**iii-iv**
E. Indebtedness to Related Parties (Long--term Loans from Related Companies)	*
F. Guarantees of Securities of Other Issuers ……...	*
G. Capital Stock ……...	**v**
H. Reconciliation of Retained Earnings for Dividend Declaration …….	**vi-vii**
I. Corporate Structure …….	**viii-xii**

---

* *These schedules, which are required by Revised SRC Rule 68, have been omitted because they are either not required, not applicable or the information required to be presented is included in the Company's consolidated financial statements or notes thereto.*

Receivables from certain officers and employees were made in the ordinary course of business.

The Company is not a financial guarantor of obligations of any unconsolidated entity.

FIRST PHILIPPINE HOLDINGS CORPORATION AND SUBSIDIARIES
SCHEDULE A – FINANCIAL ASSETS
DECEMBER 31, 2025
(Amounts are presented in Php millions, except number of shares)

Financial Assets	Name of Issuing Entity and Description of Each Issue	Number of Shares or Principal Amount of Bonds and Notes	Amount Shown in the Statement of Financial Position	Value Based on Market Quotations at Statement of Financial Position Date	Income Received and Accrued
Other Current Financial Assets:					
Financial assets at FVPL:					
FVPL investments	Various	N/A	₱14,756	N/A	₱–
Financial assets accounted for as cash flow hedge:					
Derivative assets	N/A	N/A	36	N/A	–
Financial Assets at Amortized Cost					
Cash and cash equivalents	N/A	N/A	73,135	N/A	1,332*
Short-term investments	N/A	N/A	2,884	N/A	
Trade and other receivables	N/A	N/A	15,175	N/A	328
Refundable deposits	N/A	N/A	218	N/A	–
Restricted cash	N/A	N/A	1,170	N/A	–
Financial Assets at FVOCI					
Financial assets at FVOCI					
Investment in equity securities					
Quoted equity securities - Meralco	Meralco	44,475,706	25,529	25,529	1,115
Quoted equity securities - Lopez Holdings	Lopez Holdings	712,206,016	2,649	2,649	71
Quoted equity securities - Others	Various	Various	7	7	–
Quoted government debt securities	–	N/A	189	189	–
Unquoted equity securities	Narra ventures and others	N/A	657	N/A	–
Proprietary membership	Various	Various	324	324	–
Other Noncurrent Financial Assets:					
Financial Assets at Amortized Cost:					
Special deposits and funds	N/A	N/A	345	N/A	–
Long-term receivables	N/A	N/A	2,165	N/A	–
			₱139,239		**₱2,846**

* *Total income accrued and received for cash and cash equivalents and short-term investments*

FIRST PHILIPPINE HOLDINGS CORPORATION AND SUBSIDIARIES
SCHEDULE C – AMOUNTS RECEIVABLE FROM RELATED PARTIES
WHICH ARE ELIMINATED DURING CONSOLIDATION OF FINANCIAL STATEMENTS
DECEMBER 31, 2025
(Amounts in Php millions)

Receivable to Name of Subsidiary/ Counterparty	Beginning Balance	Additions	Deductions		Reclassifications	Ending Balance		Amount Eliminated
			Collections	Write-off		Current	Non-Current	
First Philippine Holdings Corp.	₱267	₱4,962	(₱5,116)	₱–	₱–	₱113	₱–	₱113
First Balfour Group	331	8,941	(6,722)	–	–	2,550	–	2,550
First Philippine Properties Group	107	7	(7)	–	–	107	–	107
First Philippine Industrial Park Group	1	9	(9)	–	–	1	–	1
First Gen Group	15	297	(277)	–	–	35	–	35
First Philippine Realty Corp.	4	12	(15)	–	–	1	–	1
Pi Health Inc.	–	5	(5)	–	–	–	–	–
InfoPro Business Solutions Inc.	96	478	(463)	–	–	111	–	111
Pi Health Manufacturing Distribution and Services, Inc.	2	–	(2)	–	–	–	–	–
	₱823	**₱14,711**	**(₱12,616)**	**₱–**	**₱–**	**₱2,918**	**₱–**	**₱2,918**

FIRST PHILIPPINE HOLDINGS CORPORATION AND SUBSIDIARIES
SCHEDULE D- LONG-TERM DEBT
DECEMBER 31, 2025
(Amounts in Php millions)

Name of Issuer and Type of Obligation	Total Loans	Amount Shown as Current	Amount Shown as Long-term
Parent Company			
₱5,000 million FXCN	₱2,813	₱624	₱2,189
₱5,000 million FXCN	2,813	624	2,189
₱1,000 million FXCN	774	109	665
₱312.5 million FRCN	310	–	310
₱1.7 billion FRCN	1,723	–	1,723
₱944.5 million FRCN	937	–	937
₱312.5 million FRCN	310	–	310
₱312.5 million FRCN	310	–	310
₱55.5 million FRCN	55	–	55
₱312.5 million FRCN	310	–	310
Power Generation Companies			
First Gen			
₱2,500 million BDO Term Loan	1,546	279	1,267
₱2,500 million BPI Term Loan	1,546	279	1,267
EDC:			
International Finance Corp (IFC)			
IFC - ₱4.8 billion	2,459	325	2,134
Term Loans			
DBP ₱291.2 million Term Loan	112	22	90
UBP ₱1,500 million Term Loan	600	600	–
SBC ₱1,0000 million Term Loan	668	60	608
UBP ₱2,000 million Term Loan	864	133	731
SBC ₱3,000 million Term Loan	539	359	180
BPI ₱1,000 million Term Loan	180	120	60
SBC ₱1,000 million Term Loan	432	66	366
SBC ₱500 million Term Loan	216	33	183
BPI ₱6,000 million			
₱3,000 million Term Loan	1,615	358	1,257
₱3,000 million Term Loan	1,615	358	1,257
BDO ₱4,500 million Term Loan	2,429	540	1,889
BDO ₱2,000 million Term Loan	1,079	239	840
BPI ₱7,000 million Term Loan	5,226	694	4,532
UBP ₱1,000 million Term Loan	647	99	548
Mizuho $50 million Term Loan	1,468	–	1,468
SBC ₱2,600 million Term Loan	1,681	257	1,424
CTBC ₱1,500 million Term Loan	971	147	824
BDO ₱5,000 million Term Loan	4,119	494	3,625
CBC ₱4,000 million Term Loan	2,792	403	2,389
BDO ₱5,000 million Term Loan	3,482	496	2,986
BPI ₱5,000 million Term Loan	4,967	495	4,472
BDO ₱10,000 million Term Loan	8,931	989	7,942
CTBC $50 million Term Loan	2,326	577	1,749
CBC ₱10.0 billion Term Loan	9,086	990	8,096
Mizuho $50 million Term Loan	2,318	573	1,745
BPI ₱2.0 billion Term Loan	1,985	–	1,985
Fixed Rate ASEAN Green Bonds			
Series B	2,496	2,496	–
Series C	2,980	–	2,980
Series D	3,467	–	3,467
Series E	3,462	–	3,462
EBWPC			
BDO ₱2,700 million Term Loan	2,682	401	2,281
Mizuho $80 million Term Loan	4,352	264	4,088
ANZ ₱2.15 billion Term Loan	2,050	–	2,050
ING US$50 million Term Loan	2,849	160	2,689

FG Hydro			
Term Loans	6,916	70	6,846
GCGI			
BDO ₱5.0 billion Term Loan	4,963	46	4,917
FRLC			
BPI ₱5.0B Term Loan	4,964	222	4,742
BDO ₱5.0B Term Loan	4,964	222	4,742
RCBC ₱5.0B Term Loan	4,963	221	4,742
Real Estate Development			
Rockwell Land:			
Term Loans of Rockwell Land and Retailscapes	41,107	8,820	32,287
FPIP Group:			
BPI ₱700 million - FPIP	619	78	541
BPI ₱1,000 million - FPDMC	450	110	340
BPI ₱1,200 million - FPDMC	862	137	725
BPI ₱300 million - FPDMC	265	34	231
BPI ₱250 million - FPDMC	250	–	250
BPI ₱400 million - FUI	309	45	264
BPI ₱150 million - FUI	150	–	150
BPI ₱350 million - FUI	350	–	350
BPI ₱250 million - FUI	250	–	250
SBC₱400 million - FCPI	397	–	397
FBHC			
BDO ₱2 million	2	2	–
Construction and Other Services			
First Balfour			
PNB ₱750 million Loan	263	74	189
BDO ₱500 million Loan	250	50	200
BDO ₱725 million Loan	482	75	407
BDO ₱275 million Loan	197	32	165
BDO ₱155 million Loan	155	6	149
Thermaprime Drilling Corporation			
BDO ₱2,000 million Loan	901	204	697
Energy Solutions			
First Philec Inc.			
BDO ₱500 million	417	83	334
BDO ₱300 million	300	–	300
	₱175,338	₱25,194	₱150,144

***Note**: Balances shown are already net of the unamortized portion of debt issuance costs as of December 31, 2025 in compliance with PAS 32, "Financial Instruments: Presentation." Please refer to Note 18 to the consolidated financial statements for additional information.*

FIRST PHILIPPINE HOLDINGS CORPORATION AND SUBSIDIARIES
SCHEDULE G – CAPITAL STOCK
DECEMBER 31, 2025

Title of Issue	Number of Shares Authorized	Number of Shares Issued and Outstanding	Number of Shares Reserved for Options, Warrants, Conversions, and Other Rights	Number of Shares Held By		
				Related Parties (a)	Directors, Officers and Employees (b)	Others
Common Stocks	1,210,000,000	424,500,608	–	257,532,063	11,973,713	154,994,832
Preferred*	107,000,000	–	–	–	–	–

**In June 2021, the Company fully redeemed and cancelled the 3,600,000 Series "C" Perpetual Preferred Shares that were previously issued and outstanding.*

RECONCILIATION OF RETAINED EARNINGS AVAILABLE FOR DIVIDEND DECLARATION

As of December 31, 2025

First Philippine Holdings Corporation
6th Floor, Rockwell Business Center Tower 3,
Ortigas Avenue, Pasig City

Unappropriated retained earnings, beginning of the period			**₱19,060**
Add: Category A: Items that are directly credited to Unappropriated Retained Earnings			
Reversal of retained earnings appropriation/s		32,700	
Effect of restatements or prior-period adjustments		–	
Others (describe nature)		–	**32,700**
Less: Category B: Items that are directly debited to Unappropriated Retained Earnings			
Dividend declaration during the reporting period		976	
Retained Earnings appropriated during the reporting period		–	
Effect of restatements or prior-period adjustments		–	
Treasury shares		9,754	**48,930**
Unappropriated Retained Earnings, as adjusted			**2,830**
Add: Net Income for the current year			**4,364**
Less: Category C.1: Unrealized income recognized in the profit or loss during the reporting period (net of tax)			
Equity in net income of associate/joint venture, net of dividends declared		–	
Unrealized foreign exchange gain, except those attributable to cash and cash equivalents		–	
Unrealized fair value adjustment (mark-to-market gains) of financial instruments at fair value through profit or loss (FVTPL)		–	
Unrealized fair value gain of investment property		–	
Other unrealized gains or adjustments to the retained earnings as a result of certain transactions accounted for under the PFRS		–	
Sub-total			–
Add: Category C.2: Unrealized income recognized in the profit or loss in prior reporting periods but realized in the current reporting period (net of tax)			
Realized foreign exchange gain, except those attributable to cash and cash equivalents		–	
Realized fair value adjustment (mark-to-market gains) of financial instruments at fair value through profit or loss (FVTPL)		–	
Realized fair value gain of investment property		–	
Other realized gains or adjustments to the retained earnings as a result of certain transactions accounted for under the PFRS		–	
Sub-total			–

(Forward)

Add: Category C.3: Unrealized income recognized in profit or loss in prior periods but reversed in the current reporting period (net of tax)		
Reversal of previously recorded foreign exchange gain, except those attributable to cash and cash equivalents	–	
Reversal of previously recorded fair value adjustment (mark-to market gains) of financial instruments at fair value through profit or loss (FVTPL)	–	
Reversal of previously recorded fair value gain of investment property	–	
Reversal of other unrealized gains or adjustments to the retained earnings as a result of certain transactions accounted for under the PFRS, previously recorded (describe nature)	–	
Sub-total		–
Adjusted Net Income		**4,364**
Add: Category D: Non-actual losses recognized in profit or loss during the reporting period (net of tax)		
Depreciation on revaluation increment (after tax)	–	
Sub-total		–
Add/Less: Category E: Adjustments related to relief granted by the SEC and BSP		
Amortization of the effect of reporting relief	–	
Total amount of reporting relief granted during the year	–	
Others (describe nature)	–	
Sub-total		–
Add/Less: Category F: Other items that should be excluded from the determination of the amount of available for dividends distribution		
Net movement of treasury shares (except for reacquisition of redeemable shares)	(3,356)	
Net movement in deferred tax asset and deferred tax liabilities related to same transaction, e.g., set up of right of use of asset and lease liability, set-up of asset and asset retirement obligation, and set up of service concession asset and concession payable	–	
Net movement of deferred tax asset not considered in the reconciling items under the previous categories	–	
Adjustment due to deviation from PFRS/GAAP - gain (loss)	–	
Unrealized actuarial gain	–	
Sub-total		**(3,356)**
TOTAL RETAINED EARNINGS AVAILABLE FOR DIVIDEND DECLARATION, END OF REPORTING PERIOD		**₱3,838**

LOPEZ HOLDINGS CORPORATION AND SUBSIDIARIES
MAP OF RELATIONSHIP OF THE COMPANIES WITHIN THE GROUP
DECEMBER 31, 2025

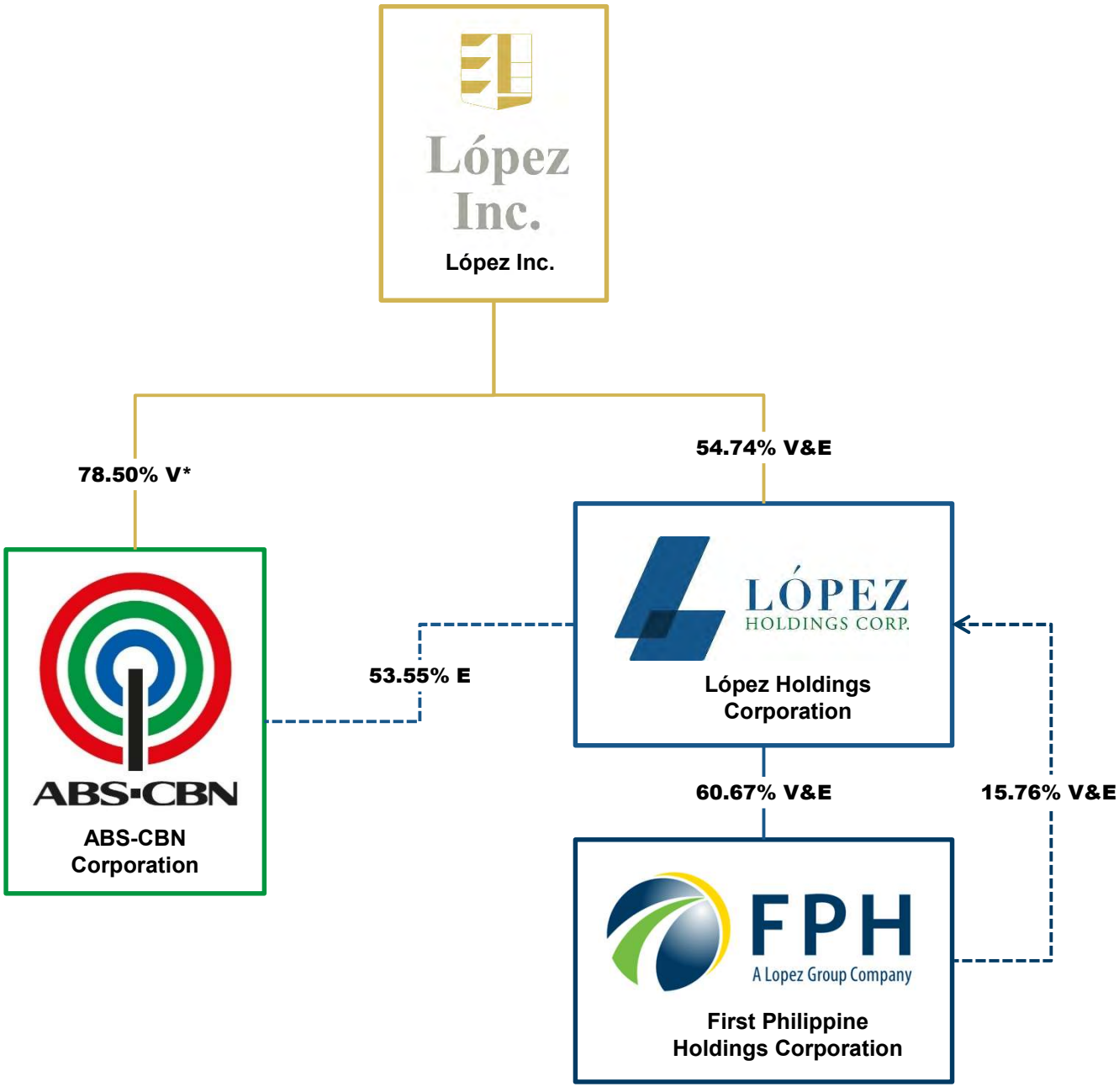

* *voting rights include preferred shares*

FIRST PHILIPPINE HOLDINGS CORP. AND SUBSIDIARIES
CORPORATE STRUCTURE
December 31, 2025

LÓPEZ HOLDINGS CORP. — 15.76% → FPH (A Lopez Group Company, POWERED BY GOOD) — 60.67% First Philippine Holdings

Power Generation
67.84% First Gen Corporation

Healthcare and Education
- 82.78% Asian Eye Institute, Inc.*
- 100% PI Health Manufacturing and Distribution Services, Inc.
- 100% PI Health Inc.
- 100% First Industrial Science & Technology College, Inc.
- 100% The Medical Services of America (Philippines) Inc.

Real Estate
- 86.58% Rockwell Land
  - 100% Rockwell Integrated Property Services, Inc.
  - 100% Rockwell Primaries Development Corp.
    - 100% Rockwell Primaries South Development Corp.
  - 100% Stonewell Development Corporation
  - 74.8% Alabang Commercial Corp.
  - 100% Rockwell Performing Arts Theater Corp.
  - 74.57% Rockwell Leisure Club, Inc.
  - 100% Rockwell Hotels and Leisure Management Corp.
  - 100% Retailscapes, Inc.
  - 49% Rockwell IPI Development Corp.
  - 80% Rockwell MFA Corp.
  - 60% Rockwell GMC Development Corp.
  - 70.0% Rockwell Carmelray Development Corp.
  - 65% Rockwell Nepo Development Corp
  - 100% Obsidian Holdings Inc.
- 70% First Philippine Industrial Park
- 100% FPIP Property Developers and Management Corporation
- 100% FPIP Utilities Incorporated
- 85% Grand Batangas Resort Development Incorporated
- 100% First Industrial Township, Inc.
- 100% First Industrial Township Water, Inc.
- 100% FPIP Commercial Properties Inc.
- 57.70% First Batangas Hotel Corp.

Energy Solutions
- 100% First Philec
- 99.15% Philippine Electric Corporation
- 100% First Philec, Inc
- 100% First Philippine Power Systems
- 100% First Philec Manufacturing Technologies Corporation
- 89.04% First Philec Solar Corporation
- 100% First Philec Energy Solutions, Inc.
- 100% First PV Ventures Corporation
  - 70% First Philec Nexolon Corporation
  - 100% First Philec Solar Solutions
- 100% FP Island Energy Corp.

Construction
100% First Balfour, Inc.

First Balfour
- 100% ThermaPrime Drilling Corporation
- 100% Therma One Transport Corporation
  - 100% Thermafina Towage, Inc.
- 100% Torreverde Corp.
- 100% First Balfour Management Technical Services, Inc.

Other Businesses
- 30% Panay Electric Company
- 66.92% InfoPro Business Solutions Inc.
- 100% First Philippine Industrial Corporation
- 100% FPH Capital Resources Inc.
- 100% FPH Pi Ventures
- 100% FGHC International
- 98% FPHC Realty and Development Corporation
- 100% First Philippine Realty Corporation
- 100% First Philippine Utilities Corporation
- 100% Securities Transfer Services, Inc.
- 100% FPH Fund
- 100% FPH Ventures

100% First Philippine Properties Corp.
- 100% FPH Land Ventures Inc.
  - 67% TerraPrime, Inc.
- 100% First Industrial Township Utilities, Inc.
- 100% First Philippine Dev't Corp.
- 100% FWV Biofields Corp.
- 60% First Sumiden Realty, Inc.
- 100% Legacy Homes Inc.

*Includes shares equivalent to 5.89% with pending issuance of Certificate Authorizing Registration.

Organizational *Structure*

FPH — A Lopez Group Company

First Gen

- 100.0 % FG Bukidnon Power Corporation
- 100.0% First Gen Prime Energy Corporation
- 100.0% First Gen Mindanao Hydro Power Corporation
  - 100.0% FGEN Northern Mindanao Holdings, Inc.
    - 100.0% FGen Puyo Hydro Corporation
    - 100.0% FGen Bubunawan Hydro Corporation
    - 100.0% FGen Cabadbaran Hydro Corporation
  - 100.0% FG Mindanao Renewables Corp.
    - 100.0% FGen Tagoloan Hydro Corporation
    - 100.0% FGen Tumalaong Hydro Corporation
    - 100.0% FGen San Isidro Hydro Power Corporation
- 100.0% First Gen Energy Solutions Inc.
- 100.0% First Gen Visayas Energy Inc.
- 100.0% FGen Power Ventures, Inc.
- 100.0% First Green Vehicles, Inc.
- 100.0% FGen Vibrant Blue Sky Holdings, Inc.
  - 100.0% Fresh River Lakes Corp.
- 100.0% FGen Reliable Energy Holdings, Inc.
- 100.0% FGen Power Solutions, Inc.
- 100.0% FGen Aqua Power Holdings, Inc.
- 100.0% FGen Power Operations, Inc.
- 100.0% FGen Fuel Line System, Inc.
- 100.0% FGen Liquefied Natural Gas Holdings, Inc.
  - 100.0% FGen Natural Gas Supply, Inc.
- 100.0% Northern Terracotta Power Corp.
  - 0.87%
  - 44.0%
- 100.0% Prime Terracota Holdings Corp.
  - 100.0% Red Vulcan Holdings Corporation
- 100.0% First Gen Northern Power Corp.
- 100.0% First Gen Singapore Pte. Ltd.
- 100.0% First Gen Integrated Business Services Inc.
- 67.7% Unified Holdings Corporation
  - 40.0% FGP Corp.
- 40.0%
- 40.0% Allied Gen Power Corp.
  - 40.0% First NatGas Power Corp.
- 40.0% First Gen Meridian Holdings, Inc.
  - 40.0% Prime Meridian PowerGen Corporation
- 40.0% First Gen Eco Solutions Holdings, Inc.
  - 40.0% First Gen Eco Power Solutions Inc.
- 40.0% First Gas Holdings Corporation
  - 40.0% FGLand Corporation
  - 40.0% First Gas Power Corporation
  - 40.0% First Gas Pipeline Corporation
- 25.0% First Gen LNG Holdings Corporation
  - 20.0% FGen LNG Corporation
- 100.0% Pi Energy, Inc.

Energy Development Corporation
- 60.0% → First Gen Hydro Power Corporation
- 0.87%

*Corporate Structure as of December 31, 2025.

Ownership Structure of Energy Development Corporation - Domestic Subsidiaries

(As of December 31, 2025)

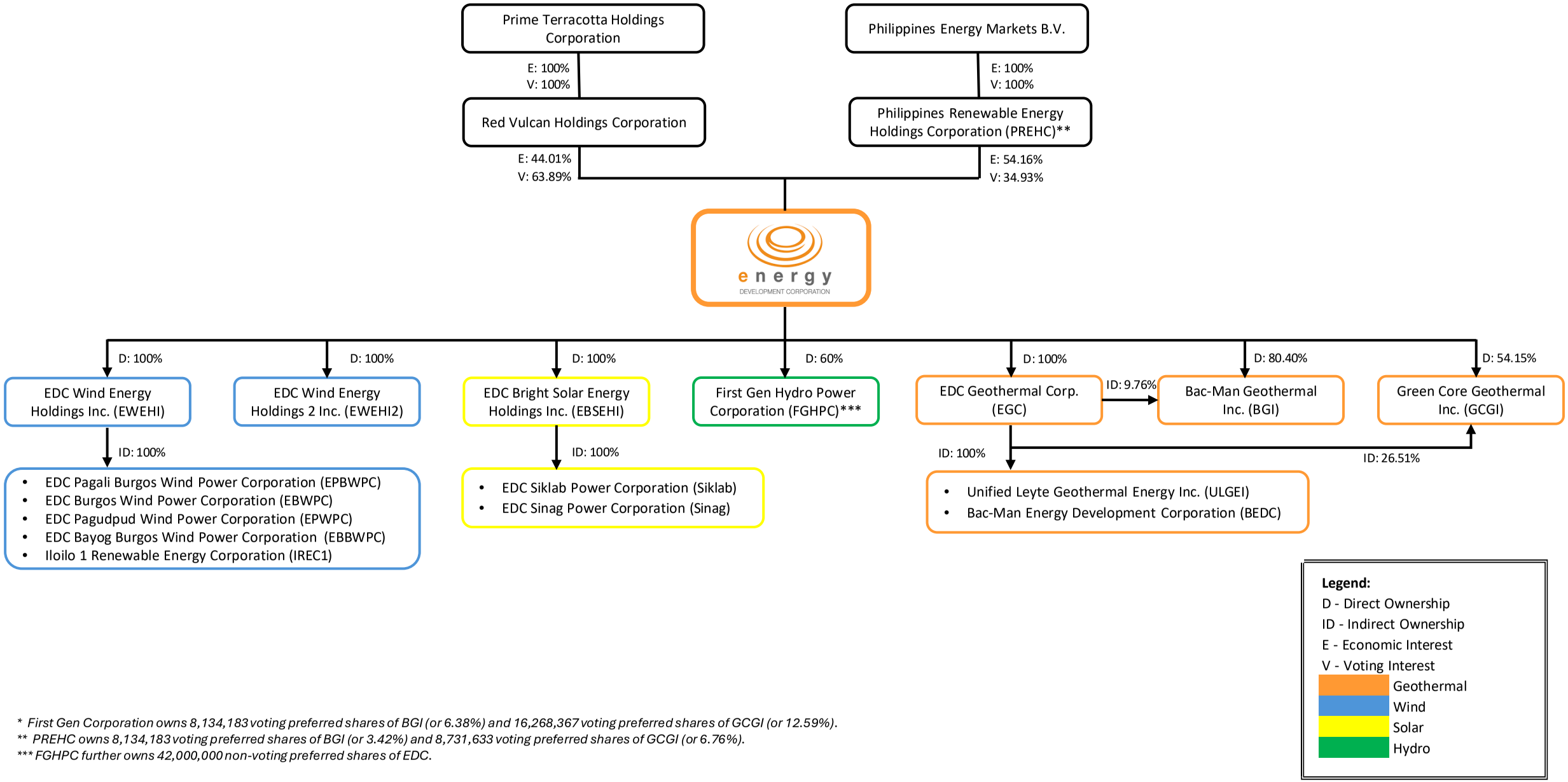

** First Gen Corporation owns 8,134,183 voting preferred shares of BGI (or 6.38%) and 16,268,367 voting preferred shares of GCGI (or 12.59%).*

*** PREHC owns 8,134,183 voting preferred shares of BGI (or 3.42%) and 8,731,633 voting preferred shares of GCGI (or 6.76%).*

**** FGHPC further owns 42,000,000 non-voting preferred shares of EDC.*

Ownership Structure of Energy Development Corporation -International Subsidiaries

(As of December 31, 2025)

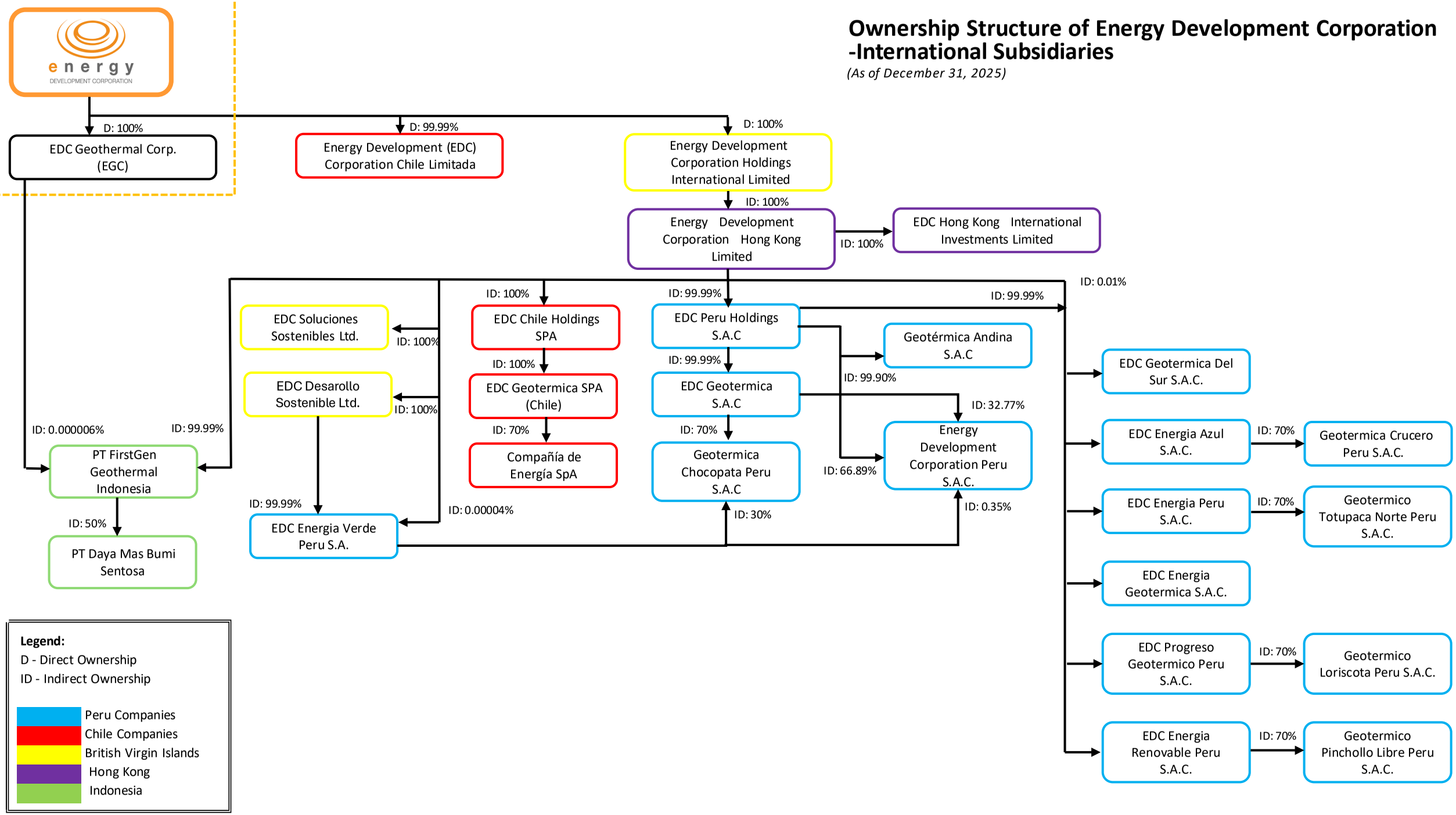

Legend:

D - Direct Ownership

ID - Indirect Ownership

- Peru Companies
- Chile Companies
- British Virgin Islands
- Hong Kong
- Indonesia

SyCip Gorres Velayo & Co.
6760 Ayala Avenue
1226 Makati City
Philippines

Tel: (632) 8891 0307
Fax: (632) 8819 0872
sgv.ph

INDEPENDENT AUDITOR'S REPORT ON COMPONENTS OF FINANCIAL SOUNDNESS INDICATORS

The Board of Directors and the Stockholders
First Philippine Holdings Corporation
6th Floor, Rockwell Business Center Tower 3
Ortigas Avenue, Pasig City

We have audited in accordance with Philippine Standards on Auditing, the consolidated financial statements of First Philippine Holdings Corporation and its subsidiaries (collectively referred to as the "Group") as at December 31, 2025 and 2024 and for each of the three years in the period ended December 31, 2025, and have issued our report thereon dated March 26, 2026. Our audits were made for the purpose of forming an opinion on the basic consolidated financial statements taken as a whole. The Supplementary Schedule on Components of Financial Soundness Indicators, including their definitions, formulas, calculation, and their appropriateness or usefulness to the intended users, are the responsibility of the Group's management. These financial soundness indicators are not measures of operating performance defined by Philippine Financial Reporting Standards (PFRS) Accounting Standards and may not be comparable to similarly titled measures presented by other companies. This schedule is presented for the purpose of complying with the Revised Securities Regulation Code Rule 68 issued by the Securities and Exchange Commission, and is not a required part of the basic consolidated financial statements prepared in accordance with PFRS Accounting Standards. The components of these financial soundness indicators have been traced to the Group's consolidated financial statements as at December 31, 2025 and 2024 and for each of the three years in the period ended December 31, 2025 and no material exceptions were noted.

SYCIP GORRES VELAYO & CO.

Maria Veronica Andresa R. Pore
Partner
CPA Certificate No. 90349
Tax Identification No. 164-533-282
BOA/PRC Reg. No. 0001, April 16, 2024, valid until August 23, 2026
SEC Partner Accreditation No. 90349-SEC (Group A)
Valid to cover audit of 2022 to 2026 financial statements
SEC Firm Accreditation No. 0001-SEC (Group A)
Valid to cover audit of 2021 to 2025 financial statements
BIR Accreditation No. 08-001998-071-2023, October 23, 2023, valid until October 22, 2026
PTR No. 10765107, January 2, 2026, Makati City

March 26, 2026

SCHEDULE OF FINANCIAL SOUNDNESS INDICATORS

First Philippine Holdings Corporation and Subsidiaries

Ratio	Formula	December 2025	December 2024
Liquidity Ratio			
Current ratio	Total current assets divided by total current liabilities.	2.19	1.73
Quick Ratio	Current assets (excluding inventories and others) divided by current liabilities.	1.23	1.02
Solvency Ratio / Financial Leverage Ratio			
Debt to Equity Ratio	Total interest-bearing debt divided by total stockholders' equity.	0.56	0.59
Interest Coverage Ratio	Earnings before interest and taxes for the period divided by interest expenses of the same period.	3.44	3.30
Asset to Equity Ratio	Total assets divided by total stockholders' equity.	1.84	1.94
Profitability Ratio			
Return on Average Shareholders' Equity	Net income attributable to Parent divided by average shareholders' equity.	10.79%	8.64%
Return on Assets	Net income (annual basis) divided by total assets (average).	5.71%	4.95%

KEY PERFORMANCE INDICATORS

The following are the key performance indicators of the Group:

Performance Indicator	December 31	
	2025	2024
Return on Average Shareholders' Equity	10.79%	8.64%
Interest Coverage Ratio	3.43	3.30*
Basic & Diluted Earnings per Share	₱44.64	₱30.89

**updated from 4.33 due to restatement*

Return on Average Equity ratio improved from 8.64% in 2024 to 10.79% this year mainly caused by the upturn in earnings attributable to Parent by ₱5.5 billion or 38% (from ₱14.3 billion to ₱19.8 billion), partly weighed down by the increase in average stockholders' equity attributable to Parent by ₱17.9 billion or 11% (from ₱165.7 billion to ₱183.6 billion).

Interest coverage ratio increased from 3.30 in 2024 to 3.43 this year reflecting higher earnings before interest and tax by ₱6.2 billion or 24% (from ₱26.2 billion to ₱32.4 billion) which outpaced the increase in finance cost by ₱1.5 billion or 19% (from ₱7.9 billion to ₱9.4 billion).

Earnings per common share (basic & diluted) increased by ₱13.75 or 44% from ₱30.89 in 2024 to ₱44.64 in 2025 following the higher consolidated net income attributable to equity holders of the Parent, complemented by lower weighted average number of issued and outstanding shares at year-end due to the shares bought back by the Parent during the year.

Performance Indicator	December 31	December 31
	2025	2024
Asset to Equity Ratio	1.84	1.94
Debt to Equity Ratio	0.56	0.59
Current Ratio	2.19	1.73
Quick Ratio	1.23	1.02
Book Value per Common Share*	₱456.29	₱374.99

The ratio of total assets to total equity declined from 1.94 in 2024 to 1.84 this year as the increment of ₱54.5 billion or 10% in total assets (from ₱526.9 billion to ₱581.4 billion) was weighed down by the ₱44.4 billion or 16% increase in total equity (from ₱271.0 billion to ₱315.4 billion). The significant increase in total equity was mainly attributable to the ₱19.0 billion or 12% growth in retained earnings attributable to equity holders of the Parent, coupled with the ₱4.6 billion increase in the accumulated unrealized fair value gains on financial assets at FVOCI as at end-2025 and the favorable movements pertaining to cumulative translation adjustments. Meanwhile, the increase in cash and cash equivalents, other current financial assets, investment properties, investment in associates and joint

ventures, and other noncurrent assets, such as contract assets, primarily contributed to the growth in total assets in 2025.

Debt to equity ratio declined from 0.59:1 in 2024 to 0.56:1 in 2025 as the ₱15.6 billion or 10% increase in interest-bearing debt (from ₱161.0 billion to ₱176.6 billion) was effectively mitigated by the parallel upturn in total equity during the year as discussed in details above.

Current ratio improved to 2.19:1 in 2025 from 1.73:1 last year on account of the increase in total current assets by ₱11.4 billion or 7% (from ₱163.4 billion to ₱174.8 billion) complemented by the reduction in total current liabilities by ₱14.5 billion or 15% (from ₱94.4 billion to ₱79.9 billion). The increase in total current assets is traceable to the higher balance of cash and cash equivalents, short-term investments and other current assets, partly offset by the declines in trade receivables and inventories. While the decline in total current liabilities in 2025 is mainly attributable to the deconsolidation of the corresponding payables of the gas companies, complemented by partial settlement of trade payables and short-term loans.

Similarly, the Quick ratio rose from 1.02:1 in 2024 to 1.23:1 in 2025 on the back of higher liquid assets balance of the Group particularly the cash and cash equivalents and short-term investments at year-end, accompanied by the drop in total current liabilities.

Book value per common share grew from ₱374.99 in 2024 to ₱456.29 this year. The increase was brought about by the ₱20.2 billion or 12% increase in equity attributable to equity holders of the parent for the current year (from ₱173.5 billion to ₱193.7 billion), which mostly reflects the net income generated for year together with the reduction in outstanding shares at year-end due to additional common share buybacks in 2025.

The following are key performance indicators of First Gen group (consolidated):

Performance Indicator	December 31 2025	December 31 2024
Current Ratio	2.52	1.45
Asset to Equity Ratio	1.68	1.91
Debt to Equity Ratio	0.68	0.91
Quick Ratio	1.65	1.10
Return on Assets (%)	6.68	5.31
Return on Equity (%)	11.96	10.01
Interest-bearing Debt to Equity Ratio (times)	0.52	0.57

The following are EDC group's (consolidated) key performance indicators:

Performance Indicator	December 31 2025	December 31 2024
Current Ratio	1.13	1.15
Debt to equity Ratio	1.16	0.87
Net debt to equity Ratio	1.03	0.71
Return on Assets (%)	3.61	5.14
Return on Equity (%)	8.67	10.96
Solvency Ratio	0.17	0.23
Interest Rate Coverage Ratio	2.29	3.74
Asset-to-Equity Ratio	2.54	2.27

The following are the key performance indicators of the Rockwell Land:

Performance Indicator	December 31 2025	December 31 2024
EBITDA	₱8.8 billion	₱7.6 billion
Current ratio	1.81	3.18
Net debt to equity ratio	0.77	0.70
Asset to equity ratio	2.71	2.28
Interest coverage ratio	4.88	4.91
Return on assets	5.03%	5.26%
Return on equity	12.71%	12.08%
EPS	₱0.77	₱0.61

Key Performance Indicator/ Description

Return on Average Equity Shareholders' Equity

Net income attributable to Parent divided by average shareholders' equity. This ratio reflects how much the firm has earned on the funds invested by the shareholders

Interest Rate Coverage Ratio

Earnings before interest and taxes for the period divided by interest expenses of the same period. This ratio determines how easily a company can pay interest on outstanding debt.

Earnings Per Share

Net income attributable to Parent divided by the weighted average shares outstanding. This measures the portion of Group's profit allocated to each outstanding share of common stock

Asset to Equity Ratio

Total assets divided by total stockholders' equity. This ratio shows the Group's leverage, the amount of debt used to finance the firm.

Debt to Equity Ratio

Total interest-bearing debts divided by stockholders' equity. This ratio expresses the relationship between capital contributed by the creditors and the owners.

Current Ratio

Total current assets divided by total current liabilities. This ratio is a rough indication of a company's ability to pay its short-term obligations.

Quick Ratio

Current assets (excluding inventories and others) divided by current liabilities. This is an indicator of the Group's ability to pay short-term obligations with its most liquid assets (cash and cash equivalents, short-term investments and trade and other receivables)

Book Value Per Share

Equity attributable to Parent divided by the number of shares outstanding at period end. Measure used by owners of common shares in a firm to determine the level of safety associated with each individual share after all debts are paid

Net Debt to Equity Ratio

Total interest-bearing debts less cash & cash equivalents divided by stockholders' equity. This ratio measures the company's financial leverage and stability. A negative net debt-to-equity ratio means that the total of cash and cash equivalents exceeds interest-bearing liabilities.

Return on Assets

Net income (annual basis) divided by total assets (average). This ratio indicates how profitable a company is relative to its total assets. This also gives an idea as to how efficient management is at using its assets to generate earnings.

Return on Equity
Net income (annual basis) divided by total stockholders' equity (average). This ratio reveals how much profit a company earned in comparison to the total amount of shareholder equity found on the balance sheet.

Interest Rate Coverage Ratio
Earnings before interest and taxes of one period divided by interest expenses of the same period. This ratio determines how easily a company can pay interest on outstanding debt.

Asset-to-Equity Ratio
Total assets divided by total stockholders' equity. This ratio shows a company's leverage, the amount of debt used to finance the firm.

Solvency Ratio
Net income excluding depreciation and non-cash provisions divided by total debt obligations. This ratio gauges a company's ability to meet its long-term obligations.

Interest-bearing Debt to Equity Ratio (times)
Calculated by dividing total interest-bearing debt over total equity. This ratio measures the percentage of funds provided by the lenders/creditors.

* - *Equity pertains to equity attributable to equity holders of the parent in the Consolidated Financial Statements and excludes cumulative translation adjustments, share in other comprehensive income, effect of equity transaction of subsidiaries and excess of acquisition cost over carrying value of minority interest.*

* * * * *

FIRST PHILIPPINE HOLDINGS CORPORATION AND SUBSIDIARIES
SUPPLEMENTARY SCHEDULE OF EXTERNAL
AUDITOR FEE- RELATED INFORMATION
DECEMBER 31, 2025

	Years Ended December 31		
(Amounts in PHP and in millions)	**2025**	2024	2023
Total Audit Fees (Section 2.1a)[1]	**₱52**	₱54	₱50
Non-audit service fees:			
Other assurance services	**7**	14	6
Tax services	**14**	6	6
All other services	**11**	4	8
Total Non-audit Fees (Section 2.1b)[2]	**32**	24	20
Total Audit and Non-audit Fees	**₱84**	₱78	₱70

Audit and Non-audit fees of other related entities (Section 2.1c)[3]

	Years Ended December 31		
(Amounts in PHP and in millions)	**2025**	2024	2023
Audit Fees	**₱–**	₱–	₱–
Non-audit service fees:			
Other assurance services	**–**	–	–
Tax services	**–**	–	–
All other services	**–**	–	–
Total Non-audit Fees	**–**	–	–
Total Audit and Non-audit Fees of other related entities	**₱–**	₱–	₱–

(1) Section 2.1a: Disclose agreed fees (excluding out of pocket expenses and VAT) with the external auditor/audit firm and its network firms (as applicable) for the audit of the covered company's stand-alone and/or consolidated financial statements and the covered company's consolidated subsidiaries' financial statements on which the external auditor/audit firm expresses an opinion. These do not include fees for special purposes audit or review of financial statements.

(2) Section 2.1b: Disclose charged or billed fees (excluding out of pocket expenses and VAT) by the external auditor/audit firm or a network firm (as applicable) for non-audit services to the covered company and its related entities over which the covered company has direct or indirect control that are consolidated in the financial statements on which the external auditor/audit firm expresses an opinion. These included other assurance services such as special purpose audit or review of financial statements.

(3) Section 2.1c: Disclose fees for services (excluding out of pocket expenses and VAT) charged to any related entities of the covered company over which the covered company has direct or indirect control, which are not yet disclosed in (a) or (b), such as fees for services to any unconsolidated subsidiaries that meet the consolidation exemption criteria of Philippine Financial Reporting Standard (PFRS) 10 applicable to investment entities, if the external auditor/audit firm has reason to believe that these are relevant to the evaluation of the external auditor/audit firm's independence, as communicated by the external auditor/audit firm with the covered company’s, those charged with governance or equivalent (e.g. Audit Committee)

Other Financial Information

(i) *Any known trends, demands, commitments, events or uncertainties that will have a material impact on the issuer's liquidity increasing or decreasing in any material way.*

There were no known trends, demands, commitments, events or uncertainties that have had or reasonably expected to have material effect on the Parent Company's liquidity.

(ii) *Any event that will trigger direct or contingent financial obligation that is material to the company, including any default or acceleration of an obligation.*

The Company is not in a default position, nor does it have any contingent financial obligation during the reporting period. Any breach of a loan covenant or any material adverse change to the Parent Company's operations or financial standing could trigger an event of default.

(iii) *Any material off-balance sheet transactions, arrangements, obligations (including contingent obligations), and other relationships of the company with unconsolidated entities or other persons created during the reporting period.*

The Company did not enter into any material off-balance sheet transactions, arrangements, obligations, and other relationships with unconsolidated entities or other persons during the reporting period.

PT FirstGen Geothermal Indonesia (PT FGGI), a wholly owned subsidiary of EDC, has signed a Shareholders' Agreement with PT DSSR Daya Mas Sakti, a subsidiary of PT Dian Swastatika Sentosa Tbk of the Sinar Mas Group in Indonesia, and PT Daya Mas Bumi Sentosa. The Shareholders' Agreement sets out the terms of the strategic partnership for the development of a potential geothermal energy portfolio in Indonesia.

(iv) *Any material commitment for capital expenditures, the general purpose of such commitments, and the expected sources of funds for such expenditures should be described.*

There are no material commitments for capital expenditures except as otherwise disclosed or discussed herein.

(v) *Any known trends, events or uncertainties that have had or that are reasonably expected to have a material impact on net sales or revenues or income from continuing operations.*

The uncontracted portion of First Gen group's generation capacity could have a significant impact on the Group's overall financial performance should spot market prices of electricity become unfavorable. Spot prices are mostly determined by the supply and demand situation prevailing in the market. The expiration of First Gen group's PPAs could likewise expose the Group's portfolio more to the WESM or result in First Gen group entering into PSAs with more contestable customers.

Global price fluctuations typically result in variability in electricity prices. Previously, coal supply constraints stemming from the Russia-Ukraine conflict in 2022 led to a significant surge in electricity spot prices, prompting regulatory interventions that limited the cost recovery for

generators. While the recent conflict involving the US and Iran has not yet resulted in substantial electricity spot price increases, an extended duration of the conflict could translate not only to heightened electricity price volatility but also potentially cause power outages should current oil and LNG reserves be exhausted without assurance of replenishment.

(vi) *Any significant elements of income or loss that did not arise from the registrant's continuing operations.*

During the year, there are no significant elements of income or loss that did not arise from the registrant's continuing operations.

(vii) *Causes for Any Material Changes from Period to Period of FS which shall include vertical and horizontal analyses of any material item (5%).*

The causes for any material changes from period to period of FS, including the vertical and horizontal analyses of any material item (5%) the year ended December 31, 2025, are discussed in *Item 6. Management's Discussion and Analysis or Plan of Operation*.

(viii) *Any seasonal aspects that had a material effect on the financial condition or results of operations.*

The sale of electricity of the Group, particularly revenues from hydro, solar and wind projects, as well as the Group's merchant plants, are affected by seasonality or cyclicality of interim operations. The material impact, if any, of the seasonal aspect in the financial results of the Group for the year ended December 31, 2025 are discussed in *Item 6. Management's Discussion and Analysis or Plan of Operation*.

(ix) *Any material events subsequent to the end of the interim period that have not been reflected in the financial adjustments of the interim period.*

FPH
On March 5, 2026, the Board of Directors of FPH approved the sale of 100% ownership of its wholly-owned subsidiary Pi Health, Inc.

FGEN
On February 11, 2026, with the conformity of the lenders, First Gen fully prepaid its outstanding loan totaling ₱3,105.5 million plus accrued interest of ₱95.2 million.

On February 12, 2026, First Gen and Vibrant Blue Sky entered a Deed of Assignment wherein First Gen assigned its shares of stock in FGEN Aqua Power Holdings, Inc. (FGEN Aqua) to Vibrant Blue Sky.

FRLC
On February 16, 2026, with the conformity of the lenders, FRLC fully paid its outstanding term loans with BDO, BPI and RCBC totaling to ₱15.0 billion plus accrued interest of ₱486.3 million.

FGEN Aqua

On March 6, 2026, Prime Infrastructure, Inc. (PII), and Prime Hydropower Energy, Inc. (PHEI) and FGEN Aqua, a wholly-owned subsidiary of First Gen, entered into an Agreement to Subscribe to and Purchase Shares (the "Agreement"). Under this Agreement, the parties agreed to implement steps that will result in FGEN Aqua obtaining indirect equity ownership in Ahunan Power, Inc. (API), which is the owner and developer of the 1,400MW Pakil Pumped Storage Hydroelectric Power Project in Laguna (Pakil Project), and Olympia Violago Water and Power, Inc. (OVWPI), which is the owner and developer of the 600MW Wawa Pumped Storage Hydroelectric Power Project in Rizal (Wawa Project). API and OVWPI are direct and indirect subsidiaries of Prime Infra, respectively.

On March 13, 2026, FGEN Aqua and PII executed a Deed of Assignment, under which PII sold 30,000,000 PHEI common stocks to FGEN Aqua for ₱12.5 billion, which was fully paid on the same day. In addition, on March 13, 2026, FGEN Aqua and PHEI entered into two (2) Subscription Agreements, under which FGEN Aqua subscribed to a total of 102,984,825 PHEI shares for a total consideration of ₱49.4 billion. Of this amount, ₱4.0 billion was paid on the same day, with the remaining balance payable through 2029.

As a result of these transactions, FGEN Aqua holds a 33.33% ownership interest in PHEI as at March 31, 2026.

EDC

On January 6, 2026, EDC had drawn ₱2,000.0 million from its term loan facility with BPI.

On February 11, 2026, EDC had drawn ₱2,000.0 million from its term loan facility with BDO.

Rockwell Land

On February 10, 2026, Rockwell Land acquired additional 12,104 common shares, representing 1.48% of the issued and outstanding capital stock in Alabang Commercial Corporation. As a result of this transaction, Rockwell Land's ownership interest increased to 76.38% as of the reporting period.

On March 18, 2026, Rockwell Land successfully raised ₱10.0 billion through the issuance of (i) 3-year bonds due 2029 with an interest rate of 5.5666% per annum, and (ii) 5-year bonds due 2031 with an interest rate of 5.8595% per annum. This issuance is the first tranche out of Rockwell Land's ₱20.0 billion bonds under the shelf-registered program of the Securities and Exchange Commission. The bonds have been duly listed on the Philippine Dealing & Exchange Corp.

PART II - OPERATIONAL AND FINANCIAL INFORMATION

Item 5. Market for Registrant's Common Equity and Related Stockholder Matters

Market Information

(a) The registrant's common shares are being traded at the Philippine Stock Exchange, Inc. (PSE).

(b) STOCK PRICES - FPH's quarterly average stock prices at the PSE are summarized as follows:

	Common	
	High	Low
2026		
First Quarter	**₱78.95**	**₱73.05**
Second Quarter	84.25	73.20
2025		
First Quarter	**₱61.30**	**₱56.50**
Second Quarter	**88.00**	**56.45**
Third Quarter	**81.00**	**72.50**
Fourth Quarter	**77.00**	**70.10**
2024		
First Quarter	₱66.00	₱62.10
Second Quarter	66.00	62.00
Third Quarter	64.00	60.50
Fourth Quarter	61.50	58.40
2023		
First Quarter	₱65.80	₱59.50
Second Quarter	65.00	60.00
Third Quarter	63.95	58.45
Fourth Quarter	63.50	59.00

FPH was trading at P92.35 per share as of August 5, 2026.

(c) DIVIDENDS PER SHARE - FPH recently declared and paid the following dividends:

	Declaration and Payment		
	2025	2024	2023
Common Shares	₱2.20	₱2.20	₱2.20

The number of common shareholders of record as at December 31, 2025 and August 5, 2026 were 11,825 and 11,825, respectively. As at December 31, 2025 and August 5, 2026, common stocks issued and subscribed were 424,500,608.

Top 20 Stockholders as of August 5, 2026

RANK	NAME	NUMBER OF SHARE	PERCENTAGE
1	LOPEZ HOLDINGS CORPORATION	257,532,061	60.67%
2	PCD NOMINEE CORPORATION (FILIPINO)	86,590,079	20.40%
3	PCD NOMINEE CORPORATION (NON-FILIP	14,519,269	3.42%
4	JOSEFINA MULTI-VENTURES CORPORATIC	7,805,725	1.84%
5	SOCIAL SECURITY SYSTEM	5,683,182	1.34%
6	FEDERICO RUFINO LOPEZ	4,476,821	1.05%
7	CROSLO HOLDINGS CORPORATION	3,130,991	0.74%
8	PRYCE CORPORATION	2,840,625	0.67%
9	FRANCIS GILES B. PUNO	2,697,012	0.64%
10	MANTES CORPORATION	2,414,839	0.57%
11	ELPIDIO L. IBANEZ	1,955,777	0.46%
12	PRYCE GASES, INC.	1,516,620	0.36%
13	PGI RETIREMENT FUND, INC.	1,115,210	0.26%
14	FEDERICO R. LOPEZ	821,021	0.19%
15	DANILO C. LACHICA	624,210	0.15%
16	ANGELA CRISTINA R. LOPEZ	617,495	0.15%
17	BENJAMIN R. LOPEZ	616,497	0.15%
18	MA. PRESENTACION L. ABELLO	616,495	0.15%
19	ELVIRA L. BAUTISTA	616,495	0.15%
20	BEATRIZ EUGENIA L. PUNO	616,495	0.15%

Recent Sales of Unregistered Securities

RECENT SALES OF UNREGISTERED/ EXEMPT SECURITIES

FPH has not sold or issued unregistered/ exempt securities in the past three (3) years.

Annex “E”
Report of the Audit Committee for 2025

Report of the Audit Committee
(For the year ended December 31, 2025)

The Audit Committee's roles and responsibilities are defined in First Philippine Holdings Corporation's (FPH) Manual for Corporate Governance and the Audit Committee Charter. The Audit Committee assists the Board of Directors (BOD) in fulfilling its oversight responsibility to the shareholders relating to: a) financial statements; b) financial reporting process and systems of internal controls; and c) audit plan, scope, and performance of independent auditors. In this regard, the Audit Committee confirms that:

1. An Independent Director chairs the Audit Committee;

2. The Audit Committee had four (4) meetings during the year;

3. The committee reviewed and discussed, together with management, FPH's unaudited interim condensed consolidated financial statements; and with management and the company's independent auditors SyCip Gorres Velayo & Co. (SGV), the annual audited financial statements. These activities were performed in the following context:

   - Management has the primary responsibility for the preparation and fair presentation of the financial statements in accordance with Philippine Financial Reporting Standards (PFRS) and the financial reporting process; and

   - SGV is responsible for expressing an opinion on the conformity of FPH's audited financial statements with PFRS.

4. The Audit Committee discussed and approved the overall scope of SGV's engagement and the Internal Audit Group's annual audit plan, as well as discussed the results of their audits;

5. For the year ended December 31, 2025, FPH engaged SGV to do audit-related and non-assurance services aside from the conduct of year-end financial audit. Such engagements were presented to and reviewed by the Audit Committee, which concluded that: a) the nature and scope are not incompatible with SGV's role as independent auditor; and b) the related fees are not significant so as to impair SGV's independence;

6. The committee reviewed the report(s) on regulatory compliance and ensured that appropriate actions are taken and requirements are complied with; and

7. The Audit Committee is satisfied that FPH has in place adequate internal controls and risk management systems.

Based on the reviews and discussions undertaken, and subject to the limitations on the committee's roles and responsibilities referred to above, the Audit Committee recommends to the BOD that the audited financial statements be included in the Annual Report for the year ended December 31, 2025, and the same be filed with the Securities and Exchange Commission and the Philippine Stock Exchange, Inc. The Audit Committee is likewise

recommending to the BOD the re-appointment of SGV as FPH's independent auditor for 2026 based on a review of its performance and qualifications.

March 19, 2026.

CIRILO P. NOEL
Chairman

JAIME I. AYALA
Member

STEPHEN T. CUUNJIENG
Member

CIELITO F. HABITO
Member

MERCEDES LOPEZ- VARGAS
Member

MIGUEL ERNESTO L. LOPEZ
Member

Annex “F”
Letter-consent from the Social Security Commission

Republic of the Philippines
SOCIAL SECURITY COMMISSION
12th Floor, SSS Makati Building
6782 Ayala Ave., Corner V.A. Rufino St., Makati City
Tel. Nos. 8813-4297; 8813-4294; 8813-4316
Fax No. 8813-4313

BAGONG PILIPINAS

OFFICE OF THE COMMISSION SECRETARY, COMPLIANCE OFFICER AND EXECUTIVE COMMISSION CLERK

2 March 2026

FIRST PHILIPPINE HOLDINGS (FPH)
6th Floor, Rockwell Business Center, Tower 3
Ortigas Avenue, Pasig City 1604, Philippines

ATTN: ATTY. RACHEL R. HERNANDEZ
Assistant Corporate Secretary

Dear Atty. Hernandez,

Please be informed that Social Security Commission (SSC) Resolution No. 79 dated 06 February 2025 (copy attached), on the nomination and designation of Commissioner Diana Pardo Aguilar as SSS Nominee-Director to the Board of First Philippine Holdings Corporation, remains in effect.

Thank you.

Very truly yours,

KAREN KREEZ L. TANGCO-PASCASIO
Acting Commission Secretary, Compliance Officer and Executive Commission Clerk

Republic of the Philippines
SOCIAL SECURITY COMMISSION
12th Floor, SSS Makati Building
6782 Ayala Avenue Corner V.A. Rufino St., Makati City
Tel. Nos. 8813-4297; 8813-4898; 8813-4294 / Fax No. 8813-4316

Referendum
06 February 2025

RESOLUTION NO. 79-s.2025

RESOLVED, That the Commission confirm, as it hereby confirms, the nomination and designation of the following Social Security Commission Members/Social Security System officials to the following SSS investee corporations for year 2025, as approved by the Secretary of Finance and SSC Chairperson, viz:

- *PLDT Corporation*

  PCEO/Vice Chairperson Robert Joseph M. De Claro

- *Union Bank of the Philippines*

  PCEO/Vice Chairperson Robert Joseph M. De Claro
  Commissioner Victor Alfonso A. Limlingan

- *Philex Mining Corporation*

  Commissioner Diana Pardo Aguilar
  Commissioner Jesus P. Sale, Jr.

- *First Philippine Holdings Corporation*

  Commissioner Diana Pardo Aguilar

- *PXP Energy Corporation*

  Commissioner Eva B. Arcos

- *AIA Tower Condominium Corporation*

  Commissioner Jesus P. Sale, Jr.

- *Capital Consortium Corporation*

  Commissioner Michael Democrito C. Mendoza

- *City Savings Bank*

  Commissioner Victor Alfonso A. Limlingan

- *Philamlife Tower Management Corporation*

  Commissioner Eva B. Arcos
  Commissioner Michael Democrito C. Mendoza
  EVP Voltaire P. Agas
  EVP Elvira Alcantara Resare

The above-enumerated officials are hereby authorized to assume board responsibilities in their designated investee corporation with full power to deliberate and vote in the Board, Committee and Stockholders' meetings on behalf of the Social Security System.

In addition, the Concurrent Acting Commission Secretary, Compliance Officer and Executive Commission Clerk is hereby authorized to sign and submit the required papers/documentations to the investee corporations and government regulatory bodies pertaining the designations of the above officials as SSS Nominee-Directors.

CERTIFIED BY:

ALAN C. ORTIZ
Concurrent Acting Commission Secretary/
Executive Commission Clerk